

# BOMBAS D'ÁGUA

Central de Atendimento:  
+55 19 3834.9822  
vendas@cipec.com.br  
www.cipec.com.br

## CATÁLOGO - PEÇAS DE REPOSIÇÃO

Spare Parts Catalogue

Catálogo de Repuestos



CIPEC INDUSTRIAL  
2024

# Empresa

## Company | La Empresa

A Cipec iniciou suas atividades em 1983 na cidade de São Caetano, como pequeno distribuidor e fabricante de peças de reposição para caminhões e ônibus.

Trabalhando com empenho e seriedade, a Cipec rapidamente ampliou seu leque de produtos de distribuição para pouco tempo depois atingir o status de referência nacional no mercado de reposição da linha Scania.

Em 1999 sua estrutura já não comportava o ritmo crescente dos negócios e a Cipec transferiu suas atividades para uma área de 20.000 m<sup>2</sup> em Indaiatuba, localizada estrategicamente no interior paulista, investindo fortemente na parte fabril e agregando as linhas Volvo, VW, MWM, Cummins e Iveco.

Com amplo espaço fabril e novos nichos de mercado se abrindo, em 2003 a Cipec inovou mais uma vez, implantando uma completa linha de servos de embreagem, válvulas e reparos de freios para linha pesada. Nascia então a NTI, uma marca Cipec que em pouco tempo ficaria conhecida no mercado, ofertando um produto competitivo e altamente confiável.

Hoje a Cipec conta com mais de 170 colaboradores e comercializa mais de 22.000 itens a partir de sua unidade fabril localizada em Indaiatuba, aumentando ainda mais sua capacidade de produção e expedindo mais de 30 toneladas de produtos por dia para mais de 50 países em todo o mundo.

*In 1983 the city of São Caetano was the birthplace of a successful story, the story of CIPEC, a small spare parts manufacturer and distributor for trucks and buses. Through hard work and commitment, CIPEC quickly expanded its product line, after it would received national reference status for the Scania line aftermarket parts. In 1999, having outgrown its infrastructures as a result of its expansive business pace, the company transferred its activities to an area of over 20.000 square meters in the city of Indaiatuba, located strategically in the State of São Paulo. There, major investments were made in innovations and manufacturing, including some new product lines as the Volvo, VW, MWM, Cummins and Iveco.*

*With ample production space and openings in new market segments, CIPEC innovated once again in 2003 by implementing a complete line of clutch servos, valves and brake repair kits for trucks and busses. The year was also marked by the birth of NTI, a CIPEC brand that would rapidly gain market recognition for offering a competitive, highly reliable pneumatic products.*

*Today, with over 170 employees and a line range of over 22.000 items, CIPEC keeps increasing production capacity and shipping daily over 30 Tons to over 50 countries worldwide.*

*At CIPEC, quality is more than a standard we strive to reach; it is the philosophy that drives our business. The effort to satisfy our customers is constant at all levels of our company and it enables us to gain confidence and extend the longevity in our partnerships.*

CIPEC comenzó sus operaciones en 1983 en la ciudad de Sao Caetano, como un pequeño distribuidor y fabricante de piezas de repuesto para camiones y autobuses.

Trabajando con compromiso y seriedad, CIPEC rápidamente amplió su gama de productos de distribución para poco tiempo después alcanzar el un status de referencia nacional en el mercado de repuestos de la línea Scania.

En 1999 su estructura ya no comportaba el ritmo creciente de los negocios, entonces CIPEC transfirió sus actividades a un área de 20.000 m<sup>2</sup> en Indaiatuba, ciudad estratégicamente ubicada en el interior, invirtiendo fuertemente en la parte industrial y agregando a su gama las líneas Volvo, VW, MWM, Cummins y Iveco.

Con un amplio espacio de fabricación y la apertura de nuevos nichos de mercado, en el año 2003 el CIPEC innovó una vez más, implementando una línea completa de servos de embrague, válvulas y reparaciones de frenos para la línea pesada. Así nació NTI, una marca CIPEC que pronto se hizo conocida en el mercado, ofreciendo un producto competitivo y altamente fiable.

Hoy Cipec cuenta con más de 170 colaboradores y comercializa más de 22.000 items desde su unidad fabril ubicada en Indaiatuba, aumentando aún más su capacidad de producción y expidiendo más de 30 toneladas de productos por día para más de 50 países en todo el mundo.



AGRALE	05
FORD	07
IVECO	09
MERCEDES	11
SCANIA	19
VOLVO	23
VW	26
CONTATOS	29

AGRALE	05
FORD	07
IVECO	09
MERCEDES	11
SCANIA	19
VOLVO	23
VW	26
CONTACTS	29

AGRALE: 6007001458008

B'B D'AGUA MWM 4/6 CIL S10

WATER PUMP MWM 4 AND 6CYL. ENGINE S10

CIPEC: 023570  
 IVECO: 503120581 / 503120943 / 503355453  
 VOLVO: 20853847 V / 21094358 V / 21358656 V  
 VW: 2R0121004B / 2R0121004D / 2R0121004G / 2R0121004H / 2R0121004J /  
 2RD121005 / 961007310014 / 961007310036 / 961007310076 / 961087310026 /  
 TAE121005 / UB0579  
 AGRALE | 13.000 TCA E-MEC. CAMINHAO



AGRALE: 6008001249009

B'B D'AGUA MWM 4.0 TCA 4 CIL

WALTER PUMP MWM

CIPEC: 022171  
 FORD: UB0577  
 VW: 0105002 / 73102  
 AGRALE | VOLARE A6 PRIMEIRA EDICAO | VOLARE W9 FLY-EURO V



AGRALE: 6008001589008

B'B D'AGUA MWM SPRINT 4 CIL-MOD.

WATER PUMP CUMMINS EURO-3 3.9L 4CYL.

AGRALE: UB0575  
 CIPEC: 022176  
 AGRALE | MA 6.0 | MOTOR MWM 4.07TCE 4C | VOLARE A5 | VOLARE A6 | VOLARE V5E |  
 VOLARE V5E TRONIC MWM SPRINT 4.07 TCE



AGRALE: 6013101103007

B'B D'AGUA MOTOR MWM ELETRONICO

WATER PUMP ELECTRONIC MWM

CIPEC: 020009  
 VOLVO: 20754463 V / 21094357 V  
 VW: 2R0121004A / 2S0121004G / 2S0121004H / 961207310016 /  
 961207310046 / 961207310086 / 961287310016 / UB0573  
 AGRALE | 7500 | 8500 | 9200 | VOLARE A8 | VOLARE FLY W9 LIMOUSINE EURO III | VOLARE W8 |  
 VOLARE W9 2012



AGRALE: 6013501100009

B'B D'AGUA MWM SPRINT 4 CIL-MOD. 5-140-8150 DELIVE

WATER PUMP CUMMINS EURO-3 3.9L 4CYL.

CIPEC: 020911  
VW: 940807310015 / UB0574  
AGRALE



AGRALE: 8005101460009

B'B D'AGUA MWM 3/4/6 CIL D229 ASP.

WATER PUMP MWM 4/6 CYL. SIMPLE

AGRALE: 8012201076004  
CIPEC: 022504  
VW: 03618992 / 2R0121004C / 2R0121004E / 75202649 / 922507310015 /  
922987310016 / 922987310026 / UB0576  
AGRALE | 7000D | 7500TD



## FORD: BF8T8501A

B'B D'AGUA CUMMINS 5.9L SERIE B

WATER PUMP CUMMINS 5.9L SERIE B

CIPEC: 020969  
 FORD: 3285410DX / BF5X8501A  
 VW: 2S0121004D / 2S0121004D B / 2S0121004F / 2S0121004F B / BF5X8501A B / BF8T8501A B / TRA121005 / TRA121005 B / UB0731  
 FORD | 1215CUM | 1217 CUMMINS | 1316 CHILE | 1421 | 1621 BR | 1721 BR | 1721 CHILE | 814 / 815(96/...) | 815 | 915 | CARGO 1215 | CARGO 1217 | CARGO 1415 | CARGO 1417 | CARGO 1421 | CARGO 1617 | CARGO 1621 | CARGO 814 | CARGO 815 | F12000 | F14000 | F16000 | F350 | F350 C / DUPLA | F350 C/SIMPLES | F4000 | F4000 4BT CUMMINS TURBO 4BT | F4000 4X2 CUMMINS ELET 2.8L 152CV TC DSL | F4000 4X4 CUMMINS ELET.2.8L 152CV TC DSL



## FORD: BF9T8501BA

B'B D'AGUA MWM 4.0 TCA 4 CIL

WALTER PUMP MWM

CIPEC: 022170  
 FORD: UB0577  
 VW: 0105002 / 73102  
 FORD | F1000 | F250 | F250XL/XLT | F350 | F350 4.2 V6



## FORD: BF9X8501AA

B'B D'AGUA CUMMINS 8.3L SERIE C

WATER PUMP CUMMINS 8.3L SERIE C

CIPEC: 021122  
 FORD: 3285323DX / BG1X8501AA / BG1X8K501AA  
 VW: 2RK121005A / 2S0121004 / 2S0121004A / 2S0121004C / 2S0121004E / 2S0121005 / 3285323 / TE3121005 / TF3121005 / UB0732  
 FORD | CARGO 1422 | CARGO 1617 | CARGO 1622 | CARGO 1630 | CARGO 2322 | CARGO 2422 | CARGO 2422 6X4 | CARGO 2425 | CARGO 2630 | CARGO 3224 | CARGO 3530 | CARGO 3660 | CARGO 4030



## FORD: BG5X8501AA

B'B D'AGUA MOTOR CUMMINS ELETRONICO

WATER PUMP CUMMINS ELECTRONIC

CIPEC: 021546  
 FORD: 5294721 / BH1X8501AA / UB0734  
 VW: 2R0121004 / 4891252  
 FORD | 1119 FORD CARGO | 1319 4X2 | 1419 4X2 | 1519 4X2 | 1719 4X2 | 1723 4X2 | 1729 4X2 | 2423 6X2 | 2429 6X2 | 2623 6X4 | 2629 6X4 | 816



FORD: WD5T8501A

B'B D'AGUA MWM 3/4/6 CIL D229 ASP.

WATER PUMP MWM 4/6 CYL. SIMPLE

AGRALE: 8012201076004

CIPEC: 020871

VW: 03618992 / 2R0121004C / 2R0121004E / 75202649 / 922507310015 /

922987310016 / 922987310026 / UB0576

FORD | F1000 TB MWM 229 | F11000 | F12000 | F12000 MWM 229 | F13000 | F14000HD | F19000 |  
F21000 | F22000 | F350 | F4000 MWM 229 | F4000 MWM NA | F600 | F7000





**IVECO: 500052824**

B'B D'AGUA MWM 4/6 CIL S10

ENGINE WATER PUMP MWM X 10

CIPEC: 022349  
 IVECO: 503120581 / 503120943 / 503355453  
 VOLVO: 20853847 V / 21094358 V / 21358656 V  
 VW: 2R0121004B / 2R0121004D / 2R0121004G / 2R0121004H / 2R0121004J /  
 2RD121005 / 961007310014 / 961007310036 / 961007310076 / 961087310026 /  
 TAE121005 / UB0579  
 IVECO | EURO CARGO 170E21



**IVECO: 500300476**

B'B D'AGUA DAILY

WATER PUMP - DAILY

CIPEC: 015817  
 IVECO: 500361203 / 500361919 / 503644438 / 99438900 / MNKBA10735 /  
 NKBA14011  
 IVECO | DAILY | DAILY/SCUDATO



**IVECO: 504062854**

B'B D'AGUA MOTOR CUMMINS ELETR. TECTOR/EURO CARGO

WATER PUMP CUMMINS ELECTRONIC

CIPEC: 018094  
 FORD: 5294721 / BH1X8501AA / UB0734  
 VW: 2R0121004 / 4891252  
 IVECO | EURO CARGO | TECTOR



**IVECO: 504113544**

B'B D'AGUA N.DAILY

WATER PUMP NEW DAILY

CIPEC: 015862  
 IVECO: 504087367 / 504337182 / 504360207  
 IVECO | N.DAILY | N.DAILY SCUDATO



**MERCEDES: 3142000601**

B'B D'AGUA MERCEDES OM 314 4CIL

WATER PUMP MERCEDES

CIPEC: 007823

MERCEDES: 3142000604 / 3142002901 / UB0608

CBT | TRATOR 1065 | TRATOR 2080 | MERCEDES | 608 | 608 D | 708 | 708 D/E | L608 | L608D | L608E | L708 | L708D | L708E | TOYOTA | JEEP/BANDEIRANTES



**MERCEDES: 3452000201**

B'B D'AGUA MERCEDES OM 355 5/6CIL

WATER PUMP ASSY OM-355

CIPEC: 022402

MERCEDES | 1519 | 1924 | 1929 | 2219 | O355 | O364 | OH1419 | OH1517



**MERCEDES: 3452000801**

B'B D'AGUA MERCEDES OM 355 5/6CIL

WATER PUMP ASSY OM-355

CIPEC: 022401

MERCEDES | 1932 | 1933 | 1934



**MERCEDES: 3452007101**

B'B D'AGUA MERCEDES OM 355 5/6CIL

WATER PUMP ASSY OM-355

CIPEC: 007828

MERCEDES: 20033

MERCEDES | 1517 | 1519 | 2219 | O364 | OH1419



**MERCEDES: 3522003801**

B'B D'AGUA MBB C/TAMPA OM 352 6CIL (ROTOR 87,5MM)

WATER PUMP (UB-313)

CIPEC: 007825  
 MERCEDES: 3522009401  
 MERCEDES | OM352



**MERCEDES: 3522003801 A**

B'B D'AGUA MERCEDES OM 352 6CIL

WATER PUMP (UB-313)

CIPEC: 022399  
 MERCEDES: 3522009401 A / UB0314  
 MERCEDES | 1111 | 1113 | 1116 | 1313 | 1314 | 1316 | 1513 | 1514 | 1516 | 2013 | 2014 | 2016 | 2213 | 2214 | 2216 | LPO1113 | O352 | O362 | OH1313 | OH1314 | OH1316



**MERCEDES: 3522005401**

B'B D'AGUA MERCEDES OM 352 6CIL

WATER PUMP MERCEDES

CIPEC: 007829  
 MERCEDES: 3522009601  
 MERCEDES | 1113 | O362 | O364 | OF1113 | OF1313 | OH1313 | OH1316



**MERCEDES: 3522005401 A**

B'B D'AGUA MERCEDES OM 352 6CIL

WATER PUMP MERCEDES

CIPEC: 022404  
 MERCEDES: 3522009601 A / UB0362  
 MERCEDES | 1113 | O362 | O364 | OF1113 | OF1313 | OH1313 | OH1316



**MERCEDES: 3532000301**

B'B D'AGUA MERCEDES OM 352 6CIL

WATER PUMP MERCEDES

CIPEC: 007826

MERCEDES: 3532003701

CASE | CARREGADEIRA W18 | CARREGADEIRA W20 | CARREGADEIRA W20B | CBT | TRATOR 1000 | TRATOR 1065 | TRATOR 1105 | TRATOR 2105 | TRATOR 2600 | TRATOR 8060 4X4 | CLARK | TRATOR 55 ARTICULADA | TRATOR 65R | TRATOR 714GUINDASTRE | TRATOR 75 | TRATOR 75HD | TRATOR 75III | EATON | TRATOR EATON 134A | TRATOR EATON 1500BM | TRATOR EATON 1900BM | ENGESA | CAMINHÃO ENGESA EE10 | CAMINHÃO ENGESA EE11 | CAMINHÃO ENGESA EE12 | CAMINHÃO ENGESA EE15 | CAMINHÃO ENGESA EE25 | CAMINHÃO ENGESA EE9 | FIAT | TRATOR FIAT 134BR | TRATOR FIAT 1500B | TRATOR FIAT 1900B | TRATOR FIAT 545 | TRATOR FIAT 545B | TRATOR FIAT 545H | TRATOR FIAT 645B | TRATOR FIAT 745 | TRATOR FIAT 745B | TRATOR FIAT 745H | TRATOR FIAT 945 | TRATOR FIAT 945B | TRATOR FIAT FG70 | TRATOR FIAT FG75 | TRATOR FIAT FR10 | TRATOR FIAT FR12 | KOMATSU | TRATOR D30E ESTEIRA | TRATOR D50A | MERCEDES | 1113 | 1116 | 1313 | 1314 | 1316 | 1513 | 1514 | 1516 | 2013 | 2014 | 2016 | 2213 | 2214 | 2014 | 2016 | 2213 | 2214 | 2216 | LPO1113 | O352 | O362 | OH1313 | OH1314 | OH1316 | NEW



**MERCEDES: 3532000301 A**

B'B D'AGUA MERCEDES OM 352/A 6CIL

WATER PUMP MERCEDES

CIPEC: 022400

MERCEDES: 3532003701 A / UB0316

MERCEDES | 1113 | 1116 | 1313 | 1314 | 1316 | 1513 | 1514 | 1516 | 2013 | 2014 | 2016 | 2213 | 2214 | 2216 | LPO1113 | O352 | O362 | OH1313 | OH1314 | OH1316



**MERCEDES: 3532001101**

B'B D'AGUA MERCEDES OM 352/A 6CIL

WATER PUMP MERCEDES

CIPEC: 022405

MERCEDES | 1113 | O362 | O364 | OF1113 | OF1313 | OH1313 | OH1316



**MERCEDES: 3532001101 A**

B'B D'AGUA MERCEDES OM 352/A 6CIL

WATER PUMP MERCEDES

CIPEC: 022406

MERCEDES: UB0364

MERCEDES | 1113 | O362 | O364 | OF1113 | OF1313 | OH1313 | OH1316



**MERCEDES: 3552001101**

B'B D'AGUA MERCEDES OM 355 5/6CIL

WATER PUMP ASSY OM-355

CIPEC: 022403  
 MERCEDES: 3522001501  
 MERCEDES | OM355 | OM355 AFRICA



**MERCEDES: 3642000101**

B'B D'AGUA MERCEDES OM 364/A/LA 4CIL

WATER PUMP MB 364/A/LA

CIPEC: 007831  
 MERCEDES: 3642002001 / UB0610  
 MERCEDES | 1114 | 1214 | 709 | 710 | 712 | 712C | 712E | 809 | 809 LO | 812 | 812 LO | 912 | 914 | 914C | LO809 | LO812 | LO814 | O-500 ARTICULADO | OF809 | OF812



**MERCEDES: 3662000701**

B'B D'AGUA MERCEDES OM 366 E 366A 6CIL

WATER PUMP OM-366. LA INTERCOOL

CIPEC: 022407  
 MERCEDES: 3662005901  
 MERCEDES | 1214 | 1218 | 1315 | 1318 | 1414 | 1418 | 1614 | 1618 | 1620 | 1621 | 1714 | 1718 | 1721 | 2314 | 2318 | 2418 | O371 | OF1115 | OF1313 | OF1317 | OF1318 | OS1313



**MERCEDES: 3662000701 A**

B'B D'AGUA MERCEDES OM 366A 6 CIL

WATER PUMP OM-366. LA INTERCOOL

CIPEC: 022408  
 MERCEDES: 3662005901 A / UB0366  
 MERCEDES | 1214 | 1218 | 1315 | 1318 | 1414 | 1418 | 1614 | 1618 | 1620 | 1621 | 1714 | 1718 | 1721 | 2314 | 2318 | 2418 | O371 | OF1115 | OF1313 | OF1317 | OF1318



**MERCEDES: 3662005601 A**

B'B D'AGUA MERCEDES OM 366 6 CIL (ECOLOGIC)

WATER PUMP OM-366. LA INTERCOOL

CIPEC: 022410  
 MERCEDES: 3762000001 A / 3762000501 A / 3762000601 A / 3762000701 A  
 MERCEDES | L1620 | LK1620 | OF1318 | OF1620 | OF1721 | OH1420



**MERCEDES: 3662006801**

B'B D'AGUA MERCEDES OM 366LA 6CIL (INTERCOOLER)

WATER PUMP OM-366. LA INTERCOOL

CIPEC: 007834  
 MERCEDES: 3762000901  
 MERCEDES | 1418 | 1418A | 1418AK | 1418K | 1623 | 1718A | 1718K | 1720 | 1720K | 1723 | 1723S |  
 L1218 | L1418 | L1620 | LK1620 | LS1623 | O371 UL | OF1620



**MERCEDES: 3662006801 A**

B'B D'AGUA MERCEDES OM 366LA -INTERC. 6CIL

WATER PUMP OM-366. LA INTERCOOL

CIPEC: 022409  
 MERCEDES: 3762000901 A / UB0368  
 MERCEDES | 1418 | 1418A | 1418AK | 1418K | 1623 | 1718A | 1718K | 1720 | 1720K | 1723 | 1723S |  
 L1218 | L1418 | L1620 | LK1620 | LS1623 | O371 UL | OF1620



**MERCEDES: 3762000501**

B'B D'AGUA MERCEDES OM 366LA ECOLOGIC

WATER PUMP L-1620 OM-366 ECOL.

CIPEC: 007833  
 MERCEDES: 3662005601 / 3762000001 / 3762000601 / 3762000701  
 MERCEDES | L1620 | LK1620 | OF1318 | OF1620 | OF1721 | OH1420



**MERCEDES: 4572000101**

B'B D'AGUA MERCEDES OM 447A/LA

WATER PUMP OM-447/449

CIPEC: 022411

MERCEDES: 4572004701 / 4572007001

MERCEDES | 1938S | AXOR2035 | AXOR2040 | AXOR2044 | AXOR2540 | AXOR2544 | AXOR2640 | AXOR2644 | AXOR3340 | AXOR3344 | AXOR4140 | AXOR4144 | L1625 | L1938 | L2325 | L2638 | LB2325 | LK2325 | LK2628 | LK2635 | LS1625 | LS1630 | LS1632 | LS1633 | LS1634 | LS1634 EL | LS1929 | LS1935 | LS1938 | LS1941 | LS2635 | LS2638 | O371 R | O371 RS | O371 RSD | O371 RSE | O371 RSL | O400 R | O400 RSD | O400 RSDH | O400 RSE | O400 UP | O500 RS 1636 | O500 RSD 2036 | O500 RSD 2242 | OH1625 L | OH1628 L | OH1635 L | OH1636 L



**MERCEDES: 4572000201**

B'B D'AGUA MERCEDES OM 447A/LA ELETRON.

WATER PUMP OM-447/449

CIPEC: 022412

MERCEDES | L1938 | L2638 | LK2638 | LS1938 | LS2638 | O400 UPA | O500 2836GL | O500 2836GLE | O500 RS 1636 | O500 RSD 2036



**MERCEDES: 4602000001**

B'B D'AGUA MERCEDES OM 457LA/OM 460

WATER PUMP OM-447/449

CIPEC: 022413

MERCEDES | 1938S | 1944S



**MERCEDES: 4752000201**

B'B D'AGUA MERCEDES OM 447A/LA

WATER PUMP OM-447/449

CIPEC: 007832

MERCEDES: 4752000001 / 4752000101

MERCEDES | 1938S | AXOR2035 | AXOR2040 | AXOR2044 | AXOR2540 | AXOR2544 | AXOR2640 | AXOR2644 | AXOR3340 | AXOR3344 | AXOR4140 | AXOR4144 | L1625 | L1938 | L2325 | L2638 | LB2325 | LK2325 | LK2635 | LK2638 | LS1625 | LS1630 | LS1632 | LS1633 | LS1634 | LS1634 EL | LS1929 | LS1935 | LS1938 | LS1941 | LS2635 | LS2638 | O371 R | O371 RS | O371 RSD | O371 RSE | O371 RSL | O400 R | O400 RSD | O400 RSDH | O400 RSE | O400 UP | O500 RS 1636 | O500 RSD 2036 | O500 RSD 2242 | OH1625 L | OH1628 L | OH1635 L | OH1636 L



**MERCEDES: 9042002501**

B'B D'AGUA O904/0906

WATER PUMP

CIPEC: 007974

MERCEDES: 9042000201 / 9042000701 / 9042002201 / 9042003201

MERCEDES | 1215C | 1218EL | 1318 | 1418EL | 1718M | 1728 | 2423B | 2423K | 2428 | 712C | 914 | 914C | 915 | 915E | ACCELO915C | ATEGO1315 | ATEGO1418 | ATEGO1518 | ATEGO1718 | ATEGO1725 | ATEGO1728 | ATEGO2425 6X2 | ATEGO2428 | L1218 | L1418 | L1622 | LO914 | LO915 | O500 M 1725 | O500 M 1728 | O500 U 1725 | OF1417 | OF1418 | OF1722 | OF1722 M



**MERCEDES: 9062005701**

B'B D'AGUA MERCEDES OM 926LA - 6CIL

WATER PUMP OM 926LA - 6 CYL.

CIPEC: 022414

MERCEDES: 9062004201 / 9062004801

MERCEDES | 1215C | AXOR1933 | AXOR2533 | AXOR2825 | AXOR2826 | AXOR2828 | AXOR2831 | O500 M | O500 R | O500 U | OF1115 | OF1218 | OF1219 | OF1721 | OF1722 | OF1723 | OF1724 | OF1726 | OF1730 | OH1418 | OH1518 | OH1519 | OH1521 | OH1523 | OH1621 | OH1622 | OH1623 | OH1626





SCANIA: 1338490

B'B D'AGUA P93

WATER PUMP P93

CIPEC: 014376  
SCANIA: 1377571  
SCANIA | P93



SCANIA: 139007

B'B D'AGUA 110

WATER PUMP 110

CIPEC: 000240  
SCANIA | 110 | B75 | B76 | L75 | L76



SCANIA: 1450153

VOLUTA B'B' D'AGUA S.4

WATER PUMP HOUSING SERIE 4

CIPEC: 006213  
SCANIA: 1376495  
SCANIA | 114 | 124 | 94 | K124 | K94



SCANIA: 1508533

B'B D'AGUA S4 114/24

WATER PUMP SERIE 4

CIPEC: 006592  
SCANIA: 0552000 / 1353072 / 1896752  
SCANIA | 114 | 124 | 94 | K114 | K124 | K94



SCANIA: 1508533 B

B'B D'AGUA S4 114/24 =C/VOLUTA=

WATER PUMP S4 114/24

CIPEC: 014372  
SCANIA: 0552000 B / 1353072 B  
SCANIA



SCANIA: 1528348

VOLUTA B'B' D'AGUA S.5

WATER PUMP HOUSING SERIE 5

CIPEC: 012945  
SCANIA: 1787121  
SCANIA | 114 | 124 | 94 | K124 | K94 | P.G.R.



SCANIA: 1789522

B'B D'AGUA S4 =APOS 2005=

WATER PUMP S4 AFTER 2005

CIPEC: 011879  
SCANIA: 1533783 / 1546188 / 1787120 / 570965  
SCANIA | 114 | 124 | 94 | K114 | K124 | K94 | P.G.R.



SCANIA: 1789522 B

B'B D'AGUA S4 =APOS 2005= C/VOLUTA=

WATER PUMP S4 =AFTER 2005=

CIPEC: 014373  
SCANIA: 1546188 B / 1787120 B  
SCANIA



SCANIA: 2006397

B'B D'AGUA MOTOR 440 CV P.G.R.T.

WATER PUMP 440 HP P.G.R.T.

CIPEC: 018847

SCANIA: 1778923 / 1789555 / 1884327 / 2006210 / 2224045 / 2224112

SCANIA | G440 | G480 | P.G.R. | R440 | R480



SCANIA: 259065

B'B D'AGUA 111

WATER PUMP 111

CIPEC: 001065

SCANIA: 0553000

CASE | RETROESCAVADEIRA 150 | TRATOR 2470 | TRATOR 4440 | CLARK | TRATOR 125ARTICULADA | EATON | TRATOR EATON 3000B | ENGESA | CAMINHAO ENGESA EE50 | FIAT | TRATOR FIAT AD14 | TRATOR FIAT FL4 | TRATOR FIAT FL4C | MASSEY FERGUSON | TRATOR MF 4780 | SCANIA | B111 | BR116 | L101 | L111



SCANIA: 259065 A

B'B D'AGUA 111 =ROTOR POLIAMIDA=

WATER PUMP 111 WITH ROTOR POLIAMIDA

CIPEC: 005898

SCANIA | 111 | B111 | BR116 | L101



SCANIA: 292761

B'B D'AGUA 112/3

WATER PUMP 112/113

CIPEC: 001259

SCANIA: 0553001 / 1314406 / 1672680 / 524866

CASE | CARREGADEIRA W36 | CARREGADEIRA W36D | COLHEITADEIRA 7700 | TRATOR 4490 2SERIE | FIAT | CAMINHAO FIAT 190 | SCANIA | F112 | F113 | K112 | K113 | L113 | R112 | R113 | T112 | T113



SCANIA: 292761 A

B'B D'AGUA 112/3 =ROTOR POLIAMIDA=

WATER PUMP 112/3 WITH POLYAMIDA IMPELLER

CIPEC: 005897

SCANIA: 1672680 A / 524866 A

SCANIA | F112 | F113 | K112 | K113 | L113 | R112 | R113 | T112 | T113



SCANIA: 292762

B'B D'AGUA 142 =S/ENGRENAGEM=

WATER PUMP 142 WITHOUT GEAR

CIPEC: 001260

SCANIA: 320592

SCANIA | LK141 | R142 | R143 | T142 | T143



SCANIA: 292762 A

B'B D'AGUA 142 =C/ENGRENAGEM=

WATER PUMP 142 WITH GEAR

CIPEC: 003084

SCANIA: 320592 A

SCANIA | LK141 | R142 | T142



**VOLVO: 20505543 V**

VOLUTA B'B' D'AGUA FH/FM/NH/MOTOR D12D/D13A

WATER PUMP HOUSING D12D/D13A FH/FM/NH

CIPEC: 018159  
VOLVO: 21284318 V / 22195464 V  
VOLVO | FH | FM



**VOLVO: 20575653 V**

B'B D'AGUA ONIBUS B7R

WATER PUMP B7R BUS

CIPEC: 019888  
VOLVO



**VOLVO: 20744939 V**

B'B D'AGUA FH/D13A

WATER PUMP FH/D13A

CIPEC: 014367  
VOLVO: 20538845 V / 3161436 V / UB0985 V  
VOLVO | B9L | B9R | B9S | FH | FH16 | FM | FM9



**VOLVO: 21290090 V**

B'B D'AGUA MOTOR MWM ELETRONICO

WATER PUMP MWM ELECTRONIC

CIPEC: 017553  
VOLVO: 20754463 V / 21094357 V  
VW: 2R0121004A / 2S0121004G / 2S0121004H / 961207310016 /  
961207310046 / 961207310086 / 961287310016 / UB0573  
VOLVO | VM 260 | VM 310



**VOLVO: 21828721 V**

B'BAGUA MWM

WATER PUMP FOR MWM ENGINE

CIPEC: 023532  
MWM: 7003662C91  
VOLVO | VM 210 4X2



**VOLVO: 21960479 V**

B'BAGUA FH13 EURO5 MOTOR D13C/13K POLIA 155MM

CIPEC: 024329  
VOLVO: 20920085 V / 20921917 V / 21030340 V / 21648708 V / 21814009 V /  
21814036 V / 21969183 V / 85000956 V / 85013056 V / 85013425 V / 85013466  
V  
VOLVO



**VOLVO: 8121802 V**

B'B D'AGUA EIXO FINO NL10/12/B12

WATER PUMP NL10/12/B12

CIPEC: 003337  
VOLVO: 20431484 V / 3184802 V / 8149937 V  
VOLVO



**VOLVO: 8170305 V**

B'B D'AGUA FH/D12C

WATER PUMP FH/D12C

CIPEC: 014014  
VOLVO: 20431135 V / 20713787 V / 20734268 V / MNKBA06580 V / UB0112 V  
VOLVO



**VOLVO: 85109707 V**

B'B D'AGUA MWM 4/6 CIL S10

ENGINE WATER PUMP MWM X 10

CIPEC: 017554  
IVECO: 503120581 / 503120943 / 503355453  
VOLVO: 20853847 V / 21094358 V / 21358656 V  
VW: 2R0121004B / 2R0121004D / 2R0121004G / 2R0121004H / 2R0121004J /  
2RD121005 / 961007310014 / 961007310036 / 961007310076 / 961087310026 /  
TAE121005 / UB0579  
VOLVO



**VW: 2P0121004**

B'B D'AGUA MWM SPRINT 4 CIL-MOD. 5-140-8150 DELIVE

WATER PUMP CUMMINS EURO-3 3.9L 4CYL.

CIPEC: 013685  
 VW: 940807310015 / UB0574  
 VW | 5.140 | 8.150 EOD | 8.150 MWM DELIVERY | MOTOR MWM 4.08TCE 4C


**VW: 2R0121004F**

B'B D'AGUA MOTOR MWM X 12 ELETRONICO

WATER PUMP ELECTRONIC MWM

CIPEC: 012936  
 VOLVO: 20754463 V / 21094357 V  
 VW: 2R0121004A / 2S0121004G / 2S0121004H / 961207310016 /  
 961207310046 / 961207310086 / 961287310016 / UB0573  
 VW | 13.170 | 13.180 | 14.180 | 15.170 | 15.180 | 17.210 | 17.230 | 17.260 | 18.320 | 23.210 | 26.260 |  
 31.260 | 8.150 | 9.150 | 9.160 OD | MOTOR MWM X12 ELETR


**VW: 2RB121005**

B'B D'AGUA MWM 3/4/6 CIL D229 ASP.

WATER PUMP MWM 4/6 CYL. SIMPLE

AGRALE: 8012201076004  
 CIPEC: 004904  
 VW: 03618992 / 2R0121004C / 2R0121004E / 75202649 / 922507310015 /  
 922987310016 / 922987310026 / UB0576  
 AGRALE | 1600D | 1800D | 4500D | 4500RD | 5000D | 5000RD | 7000D | 7000RS | BX130 | BX90 |  
 CASE | COLHEITADEIRA 660 | ESCAVADEIRA 75BR | ESCAVADEIRA 80CR | ESCAVADEIRA 80P  
 | ESCAVADEIRA LC | ESCAVADEIRA LY2P | ESCAVADEIRA LY80 | ESCAVADEIRA LYC |  
 ESCAVADEIRA TCS | RETROESCAVADEIRA 80 | CBT | TRATOR 1000 | TRATOR RODAS 8440 |  
 DODGE | CAMINHAO D1400TD | CAMINHAO D750 | CAMINHAO D950 | CAMINHAO D950D |  
 CAMINHAO D950S | DYNAPAC | ROLO COMPAC.CA15 | ROLO COMPAC.CF44 | ROLO COMPAC.  
 CF66 | ROLO COMPAC.CH44 | ROLO COMPAC.CH66 | ENGESA | TRATOR FLORES.EE510 | FIAT  
 | ESCAVAD.FIAT FE105 | ESCAVAD.FIAT FR10B | ESCAVAD.FIAT FR11B | ESCAVAD.FIAT FR12B  
 | ESCAVADEIRA FIAT S90 | TRATOR ESTE.FIAT 7B | TRATOR ESTE.FIAT 7D | TRATOR ESTE.


**VW: 2RD198181**

B'B D'AGUA MWM 4/6 CIL S10

ENGINE WATER PUMP MWM X 10

CIPEC: 004906  
 IVECO: 503120581 / 503120943 / 503355453  
 VOLVO: 20853847 V / 21094358 V / 21358656 V  
 VW: 2R0121004B / 2R0121004D / 2R0121004G / 2R0121004H / 2R0121004J /  
 2RD121005 / 961007310014 / 961007310036 / 961007310076 / 961087310026 /  
 TAE121005 / UB0579  
 AGRALE | 7000 | 7500 | 8500 | VOLARE A8 | FORD | B1618 ONIBUS | B1621 ONIBUS | F1000 |  
 F4000 | IVECO | 170E21 4X2 EURO CARGO | VW | 12.140 | 12.180 | 13.150 | 13.180 | 13.190 | 14.150  
 | 14.180 | 14.200 | 15.180 | 16.180 | 16.210 | 17.180 | 17.210 | 17.240 | 23.210 | 7.100 | 7.120 | 8.100 | 8.  
 120 | 8.140 | 8.150 | 9.150 | MOTOR MWM X10 ASPIR





**VW: 2RK121005**

B'B D'AGUA CUMMINS 8.3L SERIE C

WATER PUMP ENGINE 8.3L SERIE C - CUMMINS

CIPEC: 004907  
 FORD: 3285323DX / BG1X8501AA / BG1X8K501AA  
 VW: 2RK121005A / 2S0121004 / 2S0121004A / 2S0121004C / 2S0121004E /  
 2S0121005 / 3285323 / TE3121005 / TF3121005 / UB0732  
 VW | 14.210 | 14.220 | 16.170 | 16.210 | 16.220 | 16.220 LEITO | 16.300 | 17.180 CUMMINS EURO 3 |  
 17.220 | 17.220 CUMMINS EURO 3 | 17.300 | 17.310 | 18.310 | 18.310OT | 23.220 | 24.220 CUMMINS  
 EURO 3 | 24.250 | 26.220 | 26.260 | 26.300 | 26.310 | 35.300 | 35.300H | 40.300



**VW: 2S0121004B**

B'B D'AGUA MOTOR CUMMINS ELETRONICO

WATER PUMP CUMMINS ELECTRONIC

CIPEC: 012937  
 FORD: 5294721 / BH1X8501AA / UB0734  
 VW: 2R0121004 / 4891252  
 IVECO | 170E25 CAMINHAO 4X2 | 170E25 T CAMINHAO 4X2 | 230E24 TECTOR 6X2 |  
 260E25 CAMINHAO 6X4 | VW | 13.170E | 13.180 | 15.170E | 15.190E | 17.250E | 17.260EOT | 23.  
 250E | 8.150E | 9.150EOD



**VW: 2TD121005**

B'B D'AGUA CUMMINS 5.9L SERIE B

WATER PUMP ENGINE 5.9L SERIE B - CUMMINS

CIPEC: 004908  
 FORD: 3285410DX / BF5X8501A  
 VW: 2S0121004D / 2S0121004D B / 2S0121004F / 2S0121004F B / BF5X8501A  
 B / BF8T8501A B / TRA121005 / TRA121005 B / UB0731  
 VW | 12.170BT | 13.170 | 13.190 | 14.170BT | 15.170 | 16.170 | 16.200 | 17.210 | 17.220 | 17.300 | 23.  
 220 | 24.250 | 26.300 | 40.300 | 40.300 LEITO



**VW: 2TD121005 B**

B'B D'AGUA CUMMINS 5.9L SERIE B

WATER PUMP CUMMINS 5.9L B SERIES

CIPEC: 014377  
 FORD: 3285410DX / BF5X8501A  
 VW: 2S0121004D / 2S0121004D B / 2S0121004F / 2S0121004F B / BF5X8501A  
 B / BF8T8501A B / TRA121005 / TRA121005 B / UB0731  
 CASE | CARREGADEIRA W20E | CLARK | TRATOR L90 | FORD | 1215CUM | 1217 CUMMINS |  
 1316 CHILE | 1421 | 1621 BR | 1721 BR | 1721 CHILE | 814/815(96/...) | 815 | 915 | CARGO 1215 |  
 CARGO 1217 | CARGO 1415 | CARGO 1417 | CARGO 1421 | CARGO 1617 | CARGO 1621 | CARGO  
 814 | CARGO 815 | F12000 | F14000 | F16000 | F350 | F350 C/DUPLA | F350 C/SIMPLES | F4000 |  
 F4000 4BT CUMMINS TURBO 4BT | F4000 4X2 CUMMINS ELET 2.8L 152CV TC DSL | F4000 4X4  
 CUMMINS ELET 2.8L 152CV TC DSL | VALMET | TRATOR 1180 | TRATOR VALMET 1180 | VW |  
 12.170BT | 13.170 | 13.190 | 14.170BT | 15.170 | 16.170 | 16.200 | 17.210 | 17.220 | 17.300 | 23.220 |  
 24.250 | 26.300 | 40.300 | 40.300 LEITO



VW: 2U2121004

B'B D'AGUA MWM EURO-3 6 CIL 9.3L

WATER PUMP MWM EURO-3 6CYL. 9.3L

CIPEC: 013724

VW: 2U2121004C / 70993800

VW | 19.370 CONSTELLATION | 25.370E CONSTELLATION | 31.370E CONSTELLATION



VW: 940707310035

B'B D'AGUA MWM 4.0 TCA 4 CIL

WALTER PUMP MWM

CIPEC: 007804

FORD: UB0577

VW: 0105002 / 73102

AGRALE | FURGOVAN 6000 | TRUCK 6000D | VOLARE A5 | VOLARE A6 | FORD | F1000 | F250 | F350 | MOTOR MWM 4.07TCA | GM | BLAZER 2.8 | GMC 3.500 HD | GMC 6.140 | GMC 6.150 | GRAND BLAZER 4.2 | S10 2.8 | SILVERADO | TROLLER | JIPE TROLLER T4 | VW



VW: 940707310055

B'B D'AGUA MWM SPRINT 4 CIL-MOD.

WATER PUMP CUMMINS EURO-3 3.9L 4CYL.

AGRALE: UB0575

CIPEC: 019384

AGRALE | MA 6.0 | MOTOR MWM 4.07TCE 4C | VOLARE A5 | VOLARE A6 | GM | BLAZER | S10 | TROLLER | JIPE TROLLER T4 | VW



**Vendas / Sales:** vendas@cipec.com.br  
**Geral / General:** cipec@cipec.com.br  
**Televendas / Phone:** +55 19 3834-9822  
**Fax / Fax:** 0800.707.9822  
**www.cipec.com.br**






Televendas: +55 19 3834.9822



+55 54 3211.1800



+ 55 11 2626.8839





# CIPEC INDUSTRIAL 2024



[www.cipec.com.br](http://www.cipec.com.br)