



**CATÁLOGO PEÇAS DE REPOSIÇÃO**  
*Spare Parts Catalogue*  
**ITENS DE EMBREAGEM**  
2024

# Empresa

## Company | La Empresa

A Cipec iniciou suas atividades em 1983 na cidade de São Caetano como um pequeno distribuidor e fabricante de peças de reposição para caminhões e ônibus. Trabalhando com empenho e seriedade, a Cipec rapidamente ampliou seu leque de produtos de distribuição, alcançando logo em seguida o status de referência nacional no mercado de reposição da linha Scania.

Em 1999, devido ao ritmo crescente dos negócios, a estrutura da Cipec já não comportava a demanda, levando a empresa a transferir suas atividades para uma área de 20.000 m<sup>2</sup> em Indaiatuba, localizada estrategicamente no interior paulista. Nesse novo local, a empresa investiu fortemente na parte fabril e agregou as linhas Volvo, VW, MWM, Cummins e Iveco.

Com amplo espaço fabril e novos nichos de mercado se abrindo, em 2003 a Cipec inovou mais uma vez, implantando uma completa linha de servos de embreagem, válvulas e reparos de freios para linha pesada. Surgiu então a NTI, uma marca Cipec que em pouco tempo ficaria conhecida no mercado, oferecendo um produto competitivo e altamente confiável.

Atualmente, a Cipec conta com mais de 170 colaboradores e comercializa mais de 22.000 itens a partir de sua unidade fabril localizada em Indaiatuba, ampliando ainda mais sua capacidade de produção e expedindo mais de 30 toneladas de produtos por dia para mais de 50 países em todo o mundo.

Cipec began its activities in 1983 in the city of São Caetano as a small distributor and manufacturer of spare parts for trucks and buses. Working with dedication and seriousness, Cipec quickly expanded its range of distribution products and soon achieved national reference status in the replacement market for the Scania line.

By 1999, its structure could no longer accommodate the growing pace of business, prompting Cipec to transfer its operations to a 20,000 m<sup>2</sup> area in Indaiatuba, strategically located in the interior of São Paulo. Strong investments were made in the manufacturing sector, and the Volvo, VW, MWM, Cummins, and Iveco lines were added.

With ample manufacturing space and new market niches emerging, Cipec innovated once again in 2003, introducing a complete line of clutch servos, valves, and brake repair kits for heavy-duty applications. Thus, NTI was born, a Cipec brand that quickly became known in the market, offering competitive and highly reliable products.

Today, Cipec employs over 170 employees and sells over 22,000 items from its manufacturing facility located in Indaiatuba, further increasing its production capacity and shipping over 30 tons of products per day to more than 50 countries worldwide.

La Cipec inició sus actividades en 1983 en la ciudad de São Caetano como un pequeño distribuidor y fabricante de repuestos para camiones y autobuses. Trabajando con dedicación y seriedad, Cipec amplió rápidamente su gama de productos de distribución y pronto alcanzó el estatus de referencia nacional en el mercado de repuestos para la línea Scania.

Para 1999, su estructura ya no podía soportar el creciente ritmo de negocios, lo que llevó a Cipec a trasladar sus operaciones a una área de 20,000 m<sup>2</sup> en Indaiatuba, estratégicamente ubicada en el interior de São Paulo. Se realizaron fuertes inversiones en el sector manufacturero y se añadieron las líneas Volvo, VW, MWM, Cummins y Iveco.

Con un amplio espacio de fabricación y nuevos nichos de mercado emergentes, Cipec innovó una vez más en 2003, introduciendo una línea completa de servos de embrague, válvulas y reparaciones de frenos para aplicaciones de servicio pesado. Así nació NTI, una marca de Cipec que rápidamente se hizo conocida en el mercado, ofreciendo productos competitivos y altamente confiables.

Hoy en día, Cipec emplea a más de 170 trabajadores y vende más de 22,000 artículos desde su planta de fabricación ubicada en Indaiatuba, aumentando aún más su capacidad de producción y enviando más de 30 toneladas de productos al día a más de 50 países en todo el mundo.



<b>SCANIA</b>	<b>5</b>	TAMPA	17
ALAVANCA	5	TRAVA	17
ANEL DE PRESSAO	5	<b>VW</b>	<b>18</b>
ANEL TRAVA	5	ARRUELA	18
ARTICULACAO	5	BUCHAS DIVERSAS	18
ATUADOR	6	CILINDRO	18
BUCHAS DIVERSAS	6	EIXO	18
CALCO	6	FLANGE	19
CARCACA	6	GARFO	19
CASTANHA	7	HASTE	19
CILINDRO	7	MANCAL DE EMBREAGEM	19
CONEXAO	7	PINO	20
EIXO	8	RETENTOR	20
FLEXIVEL	8	ROLAMENTO	20
GARFO	8	SERVO EMBREAGEM	20
GUARDA-PO	8	<b>FORD</b>	<b>21</b>
INTERRUPTOR	9	CILINDRO	21
MANCAL	9	GARFO	21
MANCAL DE EMBREAGEM	9	SERVO EMBREAGEM	21
MOLA	9	<b>IVECO</b>	<b>22</b>
O'RING	10	CILINDRO	22
PARAFUSO	10	MANCAL DE EMBREAGEM	22
PINO	10	SERVO EMBREAGEM	22
REPAROS DIVERSOS	11	<b>MERCEDES</b>	<b>23</b>
RESERVATORIO	11	CILINDRO	23
RETENTOR	11	FLEXIVEL	23
ROLAMENTO	11	MANCAL DE EMBREAGEM	23
ROLETE	12	ROLAMENTO	24
SELO	12	SERVO EMBREAGEM	24
SERVO EMBREAGEM	12	<b>AGRALE</b>	<b>26</b>
SUPORTE	12	MANCAL DE EMBREAGEM	26
TAMPA	13	ROLAMENTO	26
TIRANTE	13	<b>DAF</b>	<b>27</b>
TUBO	13	SERVO EMBREAGEM	27
<b>VOLVO</b>	<b>14</b>	<b>DODGE</b>	<b>28</b>
ALAVANCA	14	MANCAL DE EMBREAGEM	28
ANEIS DIVERSOS	14	<b>GM</b>	<b>29</b>
ATUADOR	14	MANCAL DE EMBREAGEM	29
CILINDRO	14	<b>KNORR</b>	<b>30</b>
FLEXIVEL	15	CILINDRO	30
GARFO	15	SERVO EMBREAGEM	30
MANCAL DE EMBREAGEM	15	<b>KONGSBERG</b>	<b>31</b>
MOLA	15	SERVO EMBREAGEM	31
PORCA	16	<b>MAN</b>	<b>32</b>
PRISIONEIRO DE ACO	16	CILINDRO	32
REPARO FREIO	16	SERVO EMBREAGEM	32
RETENTOR	16	<b>MANN</b>	<b>33</b>
ROLAMENTO	17	CILINDRO	33
SERVO EMBREAGEM	17	<b>RENAULT</b>	<b>34</b>
		SERVO EMBREAGEM	34



VALMET 35

MANCAL DE EMBREAGEM 35

VARGA 36

CILINDRO 36

WABCO 37

CILINDRO 37

SERVO EMBREAGEM 37

CONTATOS 38

ÍNDICE POR CÓDIGO 39



<b>SCANIA</b>	<b>5</b>	COVER	17
LEVER	5	LOCKS	17
PRESSURE RING	5	<b>VW</b>	<b>18</b>
LOCK RING	5	WASHER	18
BALL JOINTS	5	BUSHING ALL TYPE	18
ACTUATOR	6	CYLINDER	18
BUSHING ALL TYPE	6	AXLE	18
SHIM	6	FLANGE	19
HOUSING	6	FORK	19
CLAMP	7	ROD	19
CYLINDER	7	CLUTCH BEARING	19
CONNECTOR	7	PIN	20
AXLE	8	RETAINER	20
FLEXIBLE	8	ROLLER BEARING	20
FORK	8	CLUTCH SERVO	20
DUST COVERS	8	<b>FORD</b>	<b>21</b>
SWITCHE	9	CYLINDER	21
BEARING CAP	9	FORK	21
CLUTCH BEARING	9	CLUTCH SERVO	21
SPRING	9	<b>IVECO</b>	<b>22</b>
O'RING	10	CYLINDER	22
SCREW	10	CLUTCH BEARING	22
PIN	10	CLUTCH SERVO	22
REPAIR KIT	11	<b>MERCEDES</b>	<b>23</b>
CONTAINERS	11	CYLINDER	23
RETAINER	11	FLEXIBLE	23
ROLLER BEARING	11	CLUTCH BEARING	23
ROLLERS	12	ROLLER BEARING	24
SEALINGS	12	CLUTCH SERVO	24
CLUTCH SERVO	12	<b>AGRALE</b>	<b>26</b>
BRACKET	12	CLUTCH BEARING	26
COVER	13	ROLLER BEARING	26
PISTON RODS	13	<b>DAF</b>	<b>27</b>
TUBE	13	CLUTCH SERVO	27
<b>VOLVO</b>	<b>14</b>	<b>DODGE</b>	<b>28</b>
LEVER	14	CLUTCH BEARING	28
RING	14	<b>GM</b>	<b>29</b>
ACTUATOR	14	CLUTCH BEARING	29
CYLINDER	14	<b>KNORR</b>	<b>30</b>
FLEXIBLE	15	CYLINDER	30
FORK	15	CLUTCH SERVO	30
CLUTCH BEARING	15	<b>KONGSBERG</b>	<b>31</b>
SPRING	15	CLUTCH SERVO	31
NUT	16	<b>MAN</b>	<b>32</b>
STEEL STUD	16	CYLINDER	32
AIR BRAKE REPAIR KIT	16	CLUTCH SERVO	32
RETAINER	16	<b>MANN</b>	<b>33</b>
ROLLER BEARING	17	CYLINDER	33
CLUTCH SERVO	17	<b>RENAULT</b>	<b>34</b>
		CLUTCH SERVO	34



VALMET 35

CLUTCH BEARING 35

VARGA 36

CYLINDER 36

WABCO 37

CYLINDER 37

CLUTCH SERVO 37

CONTACTS 38

INDEX BY CODE 39

## 1.01 ALAVANCA LEVER

### 1305936 CLUTCH BEARING LEVER

ALAV. ACION. MANCAL EMBREAGEM 113

003398  
382412



T113 / R113 / K113 / R143 / 112 HW /

### 1386450 HANDLE

ALAV. ACION. MANCAL EMBR. 6/8 MARCHAS

009998  
1386480  
1336382  
1307717



K124 / 94 / F94 / K94 / K114 /

### 1399788 CLUTCH AXLE SHAFT

ALAV. ACION. MANCAL EMBR. 94/114/124

011680  
1377306



114 / 124 / 164 / 94 /

### 1479577 CLUTCH BEARING SHAFT

ALAV. ACION. MANCAL EMBR. S.4

011679  
1773621  
1737306  
1545625  
1543645  
1479578



114 / 124 / 164 / P.G.R. / 94 /

### 363355 CLUTCH COMAND AXLE

ALAV. ACION. EIXO COMANDO EMBR. 112/3

003786  
335730



F113 / K113 / R113 / T113 / L113 / F112 / K112 /  
R112 / T112 /

## 1.02 ANEL DE PRESSAO PRESSURE RING

### 304309 CLUTCH BEARING

ANEL PRESSAO MANCAL EMBREAGEM

001394



T112 / K112 / R112 / R142 / T142 /

### 358639 CLUTCH BEARING SLEEVE

LUVA MANCAL EMBREAGEM 112

001606



T112 / T113 / R113 / K112 / R112 / K113 /

### 362778 CLUTCH THRUST RING 112/

ANEL PRESSAO EMBREAGEM 112/3

002752



T112 / T113 / F113 / R113 / K112 / R112 / R142 /  
T142 / K113 / L113 /

## 1.03 ANEL TRAVA LOCK RING

### 1390025 CLUTCH HOUSING LOCK

ANEL TRAVA ATUADOR EMBR. 94/114/24/64

007940



114 / 124 / 94 / K94 / K114 /

### 1749137 CLUTCH PLATE SPRING

ANEL TRAVA MANCAL EMBREAGEM S.4

014920



114 / 124 / 164 / 94 /

### 804820 CLUTCH PEDAL AXLE LOCK

ANEL TRAVA EIXO ACION. PEDAL EMBR.

002138



111 /

## 1.04 ARTICULACAO BALL JOINTS

### 1545502

ARTICULACAO FIXA ALAV. EMBR. S4

024206  
1468438



### 1.05 ATUADOR ACTUATOR

#### 1335485 CLUTCH FORK BEARING

ATUADOR GARFO EMBREAGEM S.4

011029  
1753479



T113 / R113 / K113 / P93 / 114 / 124 / 164 / P.G.  
R. / K124 / 94 / K94 / K114 /

### 1.06 BUCHAS DIVERSAS BUSHING ALL TYPE

#### 132341 CLUTCH FORK AXLE

BUCHA EIXO GARFO EMBR. 111

002947



L75 / L76 / LK141 / LK140 / 110 / 111 / B75 / B76 /

#### 1334539 CLUTCH LEVER BUSHING

BUCHA PEDAL EMBREAGEM S.4

009600



114 / 124 / 164 / P.G.R. / K124 / 94 / F94 / K94 /

#### 1386453 BUSHING 113

BUCHA ROLETE GARFO EMBR. 94/114 =

008967



K124 / 94 / F94 / K94 / K114 /

#### 304788 AXLE BRONZE CLUTCH

BUCHA BRONZE EIXO COM. EMBR.

001398



T112 / K112 / R112 / R142 / T142 / F112 /

#### 348907 CLUTCH FORK BEARING

BUCHA ROL. GARFO EMBREAGEM 112

001581



T112 / T113 / R113 / R112 / R142 / T142 / K113 /  
R143 / P93 /

#### 357591 AXLE BRONZE CLUTCH

BUCHA BRONZE EIXO COM. EMBR.

001603  
174862



T112 / T113 / F113 / R113 / K112 / R112 / R142 /  
T142 / F112 / K113 / L113 /

### 1.07 CALCO SHIM

#### 342836 SPRING WASHER 112/3

PASTILHA MANCAL EMBR. 112/3

001571  
194265



T112 / T113 / F113 / R113 / K112 / R112 / F112 /  
K113 / L113 /

### 1.08 CARCACA HOUSING

#### 304307 CLUTCH ROLLER BEARING

CARCACA ROL. EMBREAGEM 112

001392  
342835



T112 / K112 / R112 / R142 / T142 /

#### 352746 CLUTCH ROLLER BEARING

CARC. ROL. EMBR. 112 INTER./142

001584



T112 / K112 /

#### 352751 CLUTCH ROLLER BEARING

CARCACA ROL. EMBREAGEM 112/3

001585  
352752  
1367605



T112 / T113 / F113 / R113 / K112 / R112 / F112 /  
K113 / L113 /

#### 352751 X CLUTCH BEARING HOUSING

CARCACA ROL. EMBR. C/ PASTILHA 112/3

015603  
1367605 X



T112 / T113 / F113 / R113 / K112 / R112 / F112 /  
K113 / L113 /

## 1.09 CASTANHA CLAMP

### 125861 CLUTCH SCREW HALF

MEIA CASTANHA MANCAL PARAF. EMBR. 111  
000157



L75 / L76 / 110 / 111 / B75 / B76 /

## 1.10 CILINDRO CYLINDER

### 1355979 CLUTCH CYLINDER S4

CIL. EMBR. S.4 =CX.GR801/GRS890/GRS900/  
017961  
1754943  
1545626  
1532517



114 / 124 / 164 / P.G.R. / K124 / 94 / K94 / K114 /

### 1358801 CLUTCH MASTER

CIL. MESTRE EMBREAGEM 113 =FERRO=  
007263  
1361136  
1358800  
1105332



T113 / F113 / R113 / R143 / P93 /

### 1358801 A CLUTCH MASTER

CIL. MESTRE EMBREAGEM 113 =ALUMINIO=  
003096  
1361136 A  
1358800 A  
1105332 A



T113 / F113 / R113 / R143 / P93 /

### 1455730 CLUTCH RELEASE BEARING

CIL. ATUADOR CENTRAL EMBR. 94/114/24  
006044  
1522377  
1434649  
1393332  
551572



114 / 124 / 164 / K124 / 94 / F94 / K94 / K114 /

### 1756460 CLUTCH CYLINDER S4

CIL. EMBR. S.4 M12X1,5MM (CX.EK630/640)  
019610



114 / 124 / 164 / P.G.R. / K124 / 94 / K94 / K114 /

### 1927829 CLUTCH MASTER

CIL. MASTER EMBREAGEM P.G.R.T  
018676  
1800442  
1523400



PGR-OPTICRUISE C/PED /

### 446414 CLUTCH CYLINDER K112/3

CILINDRO EMBREAGEM K112/3  
003514



/ K112 / K113

### 537194 A CLUTCH CYLINDER

CIL. EMBR. S/ RESERV. 112 =ALUMINIO=  
003513



T112 / R112 / R142 / T142 /

### 537194 F CLUTCH CYLINDER IROW

CIL. EMBR. S/ RESERV. 112 =FERRO=  
015166



T112 / R112 / R142 / T142 /

## 1.11 CONEXAO CONNECTOR

### 145244 CLUTCH BEARING NIPPLE

NIPLE MANCAL EMBREAGEM 113/43  
009367



L75 / L76 / LK141 / LK140 / 110 / 111 / T112 /  
T113 / R113 / R112 / K113 / R143 /



## 1.12 EIXO

### AXLE

#### 522536 CLUTCH FORK AXLE T/K

EIXO ACION. GARFO EMBR. T/K 112/3 =ORIG.=

002790  
294684  
1108979



T112 / T113 / F113 / R113 / K112 / R112 / R142 /  
T142 / F112 / K113 / L113 /

## 1.13 FLEXIVEL

### FLEXIBLE

#### 1434228 FLEXIBLE CLUTCH SERVO

FLEXIVEL SERVO EMBREAGEM S.4

019602



#### 1678310 CLUTCH BEARING LUBRIF.

FLEXIVEL LUBRIF. MANCAL EMBR. K/L/F/T 113

002979  
546344



T113 / F113 / R113 / K113 / R143 / L113 /

#### 1860198

FLEXIVEL CIL. MESTRE EMBR. P.G.R.T.

026141  
2398553  
1801673



## 1.14 GARFO

### FORK

#### 1670942 CLUTCH SLAVE FORK 113

HASTE SERVO EMBREAGEM 113

002742



T112 / T113 / R113 / R112 /

#### 308389 CLUTCH SLAVE FORK

HASTE SERVO EMBREAGEM (CURTO)

001419



T112 / K112 / R112 / R142 / T142 /

#### 338692 CLUTCH SLAVE FORK =

HASTE SERVO EMBREAGEM =LONGO=

001564  
1120884



T112 / K112 / R112 / R142 / T142 /

#### 342837 CLUTCH WITH

GARFO EMBR. C/TEMP. P/INDUCAO 112/3

001572  
362043



/ T112 / T113 / F113 / K113 / R113 / K112 / R112 /  
R142 / L113 / T142 / F112

#### 526267 CLUTCH SLAVE FORK 113

HASTE SERVO EMBREAGEM 113

001760  
1120881  
345360



T112 / R112 / T142 / R142 / F113 / K113 /

## 1.15 GUARDA-PO

### DUST COVERS

#### 1308969 CLUTCH CYLINDER DUST

GUARDA PO CILINDRO EMBREAGEM 94/114/

006175



114 / 124 / 164 / 94 /

## 1.16 INTERRUPTOR SWITCHE

### 1360842 CLUTCH PEDAL SWITCH 94/

INTERRUPTOR PEDAL EMBREAGEM 94/114/  
007095



94 // 114 / 124 / 164 / K94 / K124

## 1.17 MANCAL BEARING CAP

### 1328259 BEARING CLUTCH HOUSING

MANCAL CARCACA EMBR. S/ROLAMENTO 113  
011311



T113 / R113 / K113 / R143 / P93 /

### 1367604 CLUTCH BEARING

MANCAL COMPL. EMBR. C/BUCHA 113  
007480



K113 /

### 380610 CLUTCH HOUSING BEARING

MANCAL CARCACA DA EMBREAGEM  
004076



T112 // R112 / K113 / R113 / T113 / R143

## 1.18 MANCAL DE EMBREAGEM CLUTCH BEARING

### 1393161 CLUTCH BEARING 94/114/

MANCAL EMBREAGEM 113/94/114/124  
006330  
1545062  
1322781  
3352 D



T113 / R113 / R143 / P93 / T143 / S113 / TH113 /

### 1393163 CLUTCH BEARING 94/114/

MANCAL EMBREAGEM TKR113/TR143  
006331  
1386160  
1321260  
382413  
3353 S  
1314 R



T112 / T113 / R112 / R142 / T142 / K113 / R143 /  
S113 / TH113 /

### 1749125 CLUTCH BEARING S.4

MANCAL EMBREAGEM S.4  
011248  
2274550  
2164195  
1851631  
1728165  
1499770  
1479576



114 / 124 / K94 / P94 / G380 - 6X2 / G420 - 6X4 /  
G440 - 6X4 / R440 - 6X4 / G400 / G440 / G480 /

### 208200 CLUTCH ROLLER BEARING

MANCAL EMBREAGEM  
000746



110 / 111 /

### 208200 X CLUTCH ROLL BEARING

MANCAL EMBREAGEM C/ROLAMENTO 111  
011948



L75 / L76 / 110 / 111 / BR116 / B111 / K112 /  
BR115 / B75 / B76 / S112 / L111 / L110 / LK111 /

### 304311 CLUTCH BEARING SLEEVE

MANCAL EMBREAGEM 112  
001395  
304783



T112 / R112 /

### 352750 CLUTCH BEARING 112/3

MANCAL EMBREAGEM 112/3  
003078



T112 / T113 / F113 / R113 / K112 / R112 / F112 /  
K113 / L113 / S112 / S113 /

### 352750 A CLUTCH BEARING 112/3

MANCAL EMBREAGEM 112/3 =NTI=  
019121  
3375 A  
1372 A  
HCS-08P05 A



BR116 / T112 / K112 / R112 / R142 / K113 / L113  
/ S112 / S113 / F112HL / F113HL /

## 1.19 MOLA SPRING

### 130591 CLUTCH COLLAR SPRING

MOLA COLAR EMBREAGEM  
000178



L75 / L76 / LK141 / LK140 / 110 / 111 /

### 1319522 CLUTCH PEDAL SPRING 113

MOLA PEDAL EMBREAGEM 113  
002852  
1409551



T113 / F113 / R113 / R143 / P93 / 114 / 124 / 164 /  
K124 / 94 / F94 / K94 / K114 /

### 135957 CLUTCH PEDAL SPRING 110

MOLA PEDAL EMBREAGEM 110  
000228



L75 / L76 / 110 / 111 /

### 209893 CLUTCH BEARING RETURN

MOLA RETORNO MANCAL EMBREAGEM B111  
000753



B111 /



### 1.19 MOLA SPRING

#### 224450 CLUTCH FORK AXLE

MOLA EIXO GARFO EMBR. 111  
000816



LK141 / LK140 / 111 /

#### 292724 SLAVE SPRING 112

MOLA SERVO 112  
004454




T112 / K112 / R112 / R142 / T142 / F112 /

### 1.20 O'RING O'RING

#### 1331914 O'RING

O'RING MORINGA CAMBIO S.4 =VITON=  
011770



T113 / 114 / 124 / 164 / K124 / 94 / K94 / K114 /

#### 1386454 O'RING GEAR BOX FORK

O'RING ROLETE GARFO EMBR. 94/114/24/64  
008984



K124 / 94 / F94 / K94 / K114 /

### 1.21 PARAFUSO SCREW

#### 394637 BOLT

PARAF. ALAV. ACION. MANCAL EMBR. 113/  
011742



T113 / K113 / R113 / R143 /

### 1.22 PINO PIN

#### 803433 RING CYLINDER PIN 352722

PINO CILINDRICO DO ANEL 352722  
002107



T112 / T113 / F113 / R113 / K112 / R112 / R142 /  
T142 / F112 / K113 / L113 /

#### 808196 CLUTCH CYLINDER PIN 112

PINO CILINDRO EMBREAGEM 112  
002196



LK141 / LK140 / T112 / T113 / F113 / R113 / K112 /  
R112 / R142 / T142 / F112 / K113 / R143 / L113 /

#### 808214 CLUTCH FORK PIN 112/3

PINO GARFO EMBREAGEM 112/3  
002652



T112 / T113 / F113 / R113 / K112 / R112 / R142 /  
T142 / F112 / K113 /

## 1.23 REPAROS DIVERSOS

### REPAIR KIT

#### 1737306 X CLUTCH RELEASER

REP. ALAVANCA ACION. MANCAL EMBR. S.4

017960  
2086024 X  
1545625 X  
1543645 X  
1479578 X  
1479577 X



114 / 124 / 164 / P.G.R. / K124 / 94 / K94 / K114 /

#### 1737306 XA CLUTCH RELEASER

REP. ALAV. ACION. EMBR. S.4 C/ATUADOR

026102  
2258072 XA  
2086024 XA  
1545625 XA  
1543645 XA  
1479578 XA  
1479577 XA



#### 1737306 XP CLUTCH RELEASER

REP. ALAV. ACION. EMBR. S.4 S/PINO

026103  
2086024 XP  
1545625 XP  
1543645 XP  
1479578 XP  
1479577 XP



## 1.24 RESERVATORIO

### CONTAINERS

#### 1379152 CLUTCH PEDAL HIDRAULIC

RESERV. CIL. HIDR. PEDAL EMBR. P93/R143

006955  
1349152  
1118590



T113 / R113 / R143 / P93 /

#### 1381561 HYDRAULIC CYLINDER

RESERV. CIL. HIDR. EMBR. S.4

010697



114 / 124 / 164 / P.G.R. / 94 / F94 / K94 /

## 1.25 RETENTOR

### RETAINER

#### 231938 OIL SEAL CRANKSHAFT

RETENTOR CAPA SECA 111/2/3

000862  
369478  
366303  
10960



LK141 / LK140 / 110 / 111 / T112 / T113 / F113 /  
R113 / K112 / R112 / R142 / T142 / F112 / K113 /

## 1.26 ROLAMENTO

### ROLLER BEARING

#### 133011 CLUTCH BEARING 111

ROLAMENTO EMBREAGEM 111

000206  
HCS-08P06  
203825



L75 / L76 / LK141 / LK140 / 110 / 111 /

#### 14831 CLUTCH ROLLER BEARING

ROL. MANCAL EMBR. T112/R112/142

000012  
390063



T112 / K112 / R112 / R142 / T142 /

#### 215139 CLUTCH BEARING 112

ROLAMENTO MANCAL EMBREAGEM 112

000782  
6014  
1319737  
1315927



T112 / T113 / F113 / R113 / K112 / R112 / R142 /  
T142 / F112 / K113 / L113 /

#### 355708 CLUTCH LEVER ROLLER

ROLAMENTO GARFO EMBREAGEM 113/143

007838



T112 / T113 / R113 / R112 / K113 / R143 / 114 /  
124 / 164 / 94 /

## 1.27 ROLETE ROLLERS

**1386452** FORK SHEAVE 113  
ROLETE CENTRAL GARFO MANCAL EMBR. 113  
007881



K124 / 94 / F94 / K94 / K114 /

## 1.28 SELO SEALINGS

**304308** CLUTCH BEARING CAP  
SELO CARCACA MANCAL EMBREAGEM  
001393



T112 / K112 / R112 / R142 / T142 / F112 /

## 1.29 SERVO EMBREAGEM CLUTCH SERVO

**1421186 I** CLUTCH SERVO 114

SERVO EMBR. INJETADO 114  
018469  
1513717 I  
1469161 I  
1454590 I  
1367453 I



114 / 124 / 164 / P.G.R. / K124 / 94 / F94 / K94 / K114 /

**1493461** CLUTCH SERVO P.G.R.T.

SERVO EMBR. P.G.R.T.  
018855  
2555088  
1927825  
1784480  
1523399



PGR-OPTICRUISE C/PED /

**360717** CLUTCH SERVO 100MM 112

SERVO EMBR. 100MM 112  
001611  
1747894



/ T112 / K112 / R112 / R142 / T142 / F112

**371612 B** CLUTCH SERVO 110MM

SERVO EMBR. C/ COTOV. 45 - 110MM 112/3  
016462  
1747895 B  
1331770 B  
374116 B



T112 / T113 / F113 / R113 / K112 / R112 / R142 / T142 / F112 / K113 / R143 / L113 / P93 /

**371612 I** CLUTCH SERVO 110M 112/3

SERVO EMBR. 110MM 112/3  
016126  
1747895 I  
1331770 I  
374116 I



T112 / T113 / F113 / R113 / K112 / R112 / R142 / T142 / F112 / K113 / R143 / L113 / P93 /

## 1.30 SUPORTE BRACKET

**137316** CLUTCH SLAVE TUBE  
SUPORTE FIX. ENCAN. SERVO EMBR. 112/3  
003367



LK141 / LK140 / 110 / 111 / T112 / T113 / F113 / R113 / R112 / R142 / T142 / K113 / P93 /



## 1.31 TAMPA COVER

### 1374295 RESERVOIR COVER 113

TAMPA RESERV. CIL. HIDRAUL. 113  
009093  
1455736  
280502



T113 / F113 / R113 / K113 / R143 / L113 / P93 /

### 1379922 CLUTCH FRAME COVER

TAMPA CARCACA EMBREAGEM S.4  
014403



114 / 124 / 164 / P.G.R. / K124 / 94 / F94 / K94 / K114 /

### 1397161 CLUTCH HOUSING INFERIOR

TAMPA INF. CARC. EMBR. 94I/U/H/114/24/64  
007204  
1771052  
1740317



114 / 124 / 164 / K124 / 94 / F94 / K94 / K114 /

### 1796996 CLUTCH HOUSING COVER

TAMPA CARCACA EMBREAGEM P.G.R.  
019597  
1496152



P.G.R. / P.G.R.S. /

### 208198 CLUTCH HOUSING COVER

TAMPA CARCACA EMBREAGEM 112/3  
000745



LK141 / LK140 / 110 / 111 / T112 / T113 / F113 / R113 / K112 / R112 / R142 / T142 / F112 / K113 /

## 1.32 TIRANTE PISTON RODS

### 1332207 CLUTCH SERVER ROD T/

TIRANTE SERVO EMBREAGEM T/K113/R143  
006319



T113 / K113 / R143 /

### 360799 CLUTCH SLAVE PISTON

TIRANTE SERVO EMBR. 112HW/113  
002769



T112 / T113 / R113 / R112 / K113 / R143 /

## 1.33 TUBO TUBE

### 1341684 TUBE

TUBO CARCACA EMBREAGEM S.4  
014655



114 / 124 / 164 / K124 / 94 / F94 / K94 / K114 /

### 1341685 TUBE

TUBO CARCACA EMBREAGEM S.4  
014654



114 / 124 / 164 / K124 / 94 / F94 / K94 / K114 /

## 2.01 ALAVANCA

### LEVER

#### 8129951 V CLUTCH COMMAND LEVER

ALAV. ACION. GARFO EMBREAGEM NL10/12/  
014017



B10M / FM10 / NL12 / NL10 / FH12 / FM12 / NH12 /

## 2.02 ANEIS DIVERSOS

### RING

#### 20851010 V SEAL

ANEL GARFO EMBREAGEM FM12/NH12/FH12  
016054  
20569195 V  
1672952 V



## 2.03 ATUADOR

### ACTUATOR

#### 1655134 V CLUTCH EXCH

ATUADOR EMBREAGEM  
004157



B7R / B10B / B10M / B7F / FM10 / NL12 / FE7  
USA / NL10 / N10 / N12 / F10 / F12 / B12 / B10R /

#### 3191965 V CLUTCH FORK BASE

ATUADOR GARFO EMBREAGEM FH/NH/FM  
011035  
21100 V



FH / FM / NH /

## 2.04 CILINDRO

### CYLINDER

#### 1620462 V CLUTCH MASTER

CIL. MESTRE EMBREAGEM/NL10/12 B10M/12/  
003515  
8126730 V  
1669488 V



B10M / NL12 / B58 / NL10 / N10 / N12 /

#### 1628218 V CLUTCH MASTER

CIL. MESTRE EMBREAGEM FH /NH12/B12R  
009624



B7R / FM7 / FH12 / FM12 / B12M / NH12 /

#### 20553368 V CLUTCH CYLINDER VOLVO

CIL. EMBR. VOLVO VM  
024837



VM17 / VM23 /

#### 20835246 V CLUTCH MASTER

CIL. MESTRE EMBREAGEM C/ RESERV. FH12/  
014970  
20553587 V



FH12 / FM12 / FM9 / NH12 /

#### 21580956 V RELEASE BEARING

CILINDRO ATUADOR FH/FM -CAMBIO  
024333  
21465235 V  
21320923 V  
20806451 V



FH13 / FM13 / FH12 /

#### 3094730 V CLUTCH CYLINDER REPAIR

REP. CIL. EMBREAGEM FH12/NH12  
018964



B7R / FM7 / FH12 / FM12 / B12M / NH12 /

## 2.05 FLEXIVEL

### FLEXIBLE

#### 20443290 V CLUTCH SERVO HOSE

FLEXIVEL SERVO EMBREAGEM FH/FM =  
016161



FH16 / FH / FM / FM12 / FM9 / VM /

#### 20466644 V

FLEX. ACION. EMBR. FH/FH12/FM12/VM 3320MM  
025596  
20443292 V



#### 20795322 V

FLEX. CIL. SERVO EMBR. VM270 3820MM  
025597



#### 353059 V CLUTCH FLEXIBLE

FLEXIVEL COMANDO EMBREAGEM  
003204  
6889454 V



B10M / B58 / F10 / F12 / N12 USA / FL7 /

## 2.06 GARFO

### FORK

#### 1667058 V CLUTCH FORK

GARFO EMBREAGEM NL10/12  
009672



NL10 / NL12 / B58 / FH12 / N10 / N12 / B10M /  
NH12 / B12 / B10R / B10B / FM12 / FE7 / FL7 /

#### 8172031 V CLUTCH FORK

GARFO EMBREAGEM NH/FH/FM  
011692



## 2.07 MANCAL DE EMBREAGEM

### CLUTCH BEARING

#### 1672964 V BEARING CLUTCH VOLVO

MANCAL EMBREAGEM VOLVO B10 FH/NH/FM12  
019172  
20569161 V  
3192221 V  
125643 V  
3308 V  
1394 V



B10 / FH12 / FM12 / NH12 / FM12 4X2 / FM12 6X2 /  
NH12 4X2 / NH12 6X2 /

#### 3192222 V CLUTCH BEARING SUP.

MANCAL EMBREAGEM FH/NH = BI-DISCO  
010436  
2069157 V  
165843 V  
3360 S  
3060 S

imagem indisponível

## 2.08 MOLA

### SPRING

#### 82332690 V CLUTCH PEDAL SPRING FH/

MOLA RETORNO PEDAL EMBREAGEM FH/FM/  
019403  
82252044 V  
8189666 V



FH / FM / NH /

## 2.09 PORCA

### NUT

#### 940157 V NUT

PORCA CAPA SECA  
004067



B10M / NL12 / N10 USA / B58 / NL10 / N10 / N12 /  
F10 / F12 / B12 / N12 USA / B10L / FL7 / FH12 /

## 2.10 PRISIONEIRO DE ACO

### STEEL STUD

#### 953499 V PRISIONER FOR CLUTCH

PRIS. PLACA EMBR. FH/FM/NL (3/8X90MM)  
019742



B10B / B10M / FM10 / FM7 / NL12 / B58 / NL10 /  
N10 / F10 / F12 / B10R / FL10 / FL7 / FH12 / FM12

#### 953526 V CLAMP N12 =CURT=

PRIS. CAPA SECA N12 =CURTO=  
007078



NL12 / NL10 / N10 / N12 / F10 / F12 / FL10 /

#### 953530 V CLAMP N12/EDC =101MM=

PRIS. CAPA SECA N12/EDC =101MM=  
007079  
953531 V



NL12 / NL10 / N12 /

## 2.11 REPARO FREIO

### AIR BRAKE REPAIR KIT

#### 271194 VP CLUTCH SERVO REPAIR

REP. SERVO EMBREAGEM N10 (PARCIAL)  
014999



B10M / NL12 / NL10 / N10 / N12 / B58E /

## 2.12 RETENTOR

### RETAINER

#### 6882680 V CLUTCH AXLE RETAINER

RETENTOR EIXO EMBREAGEM TODOS  
004051



B10M / FM10 / NL12 / B58 / NL10 / N10 / N12 /  
FH12 / FM12 / NH12 /

## 2.13 ROLAMENTO ROLLER BEARING

**20806212 V** BEARING  
ROL. GARFO EMBREAGEM FH/NH/FM  
011688



FH16 / FM7 / FH12 / FH / FM / FM12 / FM9 / B12M / NH12 / B12B / VM /

**20806212 VX** BEARING  
REP. ROL. GARFO EMBREAGEM FH/NH/FM  
017640



## 2.14 SERVO EMBREAGEM CLUTCH SERVO

**1069205 VI** CLUTCH SERVO FH 12  
SERVO EMBR. FH12 (P/VEIC. IMP.) =  
016820



FM10 / NL12 / NL10 / FH12 / FM12 / NH12 /

**1655639 V** CLUTCH SERVO N/NL10/12/  
SERVO EMBR. N/NL-10/12/B10/58 =80MM  
003254  
1673067 V



B10M / NL12 / NL10 / N10 / N12 / B58E /

**1671953 VI** CLUTCH SERVO B7R/B10R/  
SERVO EMBR. B7R/B10R/B10M/EDC =  
016822  
85003219 VI  
1668501 VI  
1521371 VI



FH IMPORTADO /

**8171720 I** CLUTCH SERVO FH/FM/  
SERVO EMBR. =HASTE CURTA= FH/FM/NH12/  
017175  
20524584 VI  
K628492AM I



FH12 / FM12 / NH12 / VM 310 / VM 330 /

**8171721 VI** CLUTCH SERVO NH/FN/FH12  
SERVO EMBR. =HASTE LONGA= NH/FM/FH12  
017176  
20524585 VI



FH16 / FM10 / FM7 / FH12 / FM12 / FM9 / B12M / NH12 / B12B / FH IMPORTADO /

**85002040 V** CLUTCH SERVO DAF  
SERVO EMBREAGEM FH/FM  
024760  
85008040 V  
23105541 V  
23105448 V  
22085058 V  
22085052 V



FH / FM /

## 2.15 TAMPA COVER

**1573072 V**  
TAMPA RESERV. EMBREAGEM  
025452



## 2.16 TRAVA LOCKS

**3192219 V** COLAR CLUTCH LOCK SET  
JG. TRAVAS COLAR EMBREAGEM FH/NH/FM  
010435



FH / FM / NH /



## 3.01 ARRUELA

### WASHER

#### TJG141867 AXLE LOCK WASHER 9/16

ARRUELA TRAVA DO EIXO 9/16  
005068  
3001709  
2RD141867



17.250E / 12.170BT / 12.180 / 13.170 / 13.180 /  
13.190 / 14.150 / 15.180 / 14.170BT / 14.180 / 14.

## 3.02 BUCHAS DIVERSAS

### BUSHING ALL TYPE

#### 2T2141197 BUSHING

BUCHA COROA GARFO EMBREAGEM  
017868



13.180E CONSTELLATION / 15.180E  
CONSTELLATION / 17.250E CONSTELLATION /

#### 2T2141197A CLUTCH FORK BUSHING

BUCHA GARFO EMBREAGEM  
017869



15.180EOD / 15.190EOD / 13.180E  
CONSTELLATION / 15.180E CONSTELLATION /

#### TE3141869 CLUTCH FORK SHAFT

BUCHA EIXO DO GARFO EMBREAGEM  
005067  
TJG141869



12.170BT / 12.180 / 14.150 / 14.170BT / 14.180 /  
14.220 / 16.170 / 16.180CO / 16.210CO / 16.220 /

## 3.03 CILINDRO

### CYLINDER

#### 2P0721405

CIL. ACION. EMBR. VW  
025296



17.210E OD / 15.180E OD / 15.190E OD /

#### K033409 CLUTCH CYLINDER 36MM

CIL. ACION. EMBR. DIAM. 36MM. COSTEL. HASTE  
018730  
2T2721261C  
2T2721261



26.260 CONSTELLATION / 31.260  
CONSTELLATION / 31.320E CONSTELLATION /

#### TF3721405 CLUTCH MASTER

CIL. MESTRE EMBREAGEM DIAM. 22.22MM  
004560  
TE3721405  
TAR721405



12.140H / 14.150 / 14.220 / 16.210 / 16.220 / 24.  
250 / 35.300 / 14.200 / 16.170 / 16.220 LEITO /

## 3.04 EIXO

### AXLE

#### 2RM141863 CLUTCH FORK SHAFT

EIXO GARFO EMBREAGEM =COMPR. 188,  
018185



17.220 / 23.220 /

#### 2S0141707 CLUTCH FORK SHAFT

EIXO GARFO EMBREAGEM =COMPR. 188,  
018193



13.170E / 15.170E / 15.190E / 15.180E / 13.180E /

#### 2U0141701B CLUTCH FORK SHAFT

EIXO GARFO EMBREAGEM =COMPR. 188,  
018195



26.260E / 31.260E /

#### TE3141865 CLUTCH FORK AXLE

EIXO GARFO EMBREAGEM  
005066



14.210 / 16.210 /

#### TJG141865 SMALL CLUTCH FORK

EIXO GARFO EMBREAGEM PEQUENO  
005063



/ 17.250E / 12.170BT / 12.180 / 13.170 / 13.180 /  
13.190 / 14.150 / 15.180 / 14.170BT / 14.180 / 14.

## 3.05 FLANGE

### FLANGE

#### 2T2141255 CLUTCH FORK FLANGE

FLANGE GARFO EMBREAGEM  
018194



26.260 CONSTELLATION / 31.260  
CONSTELLATION / 31.320E CONSTELLATION /

## 3.06 GARFO

### FORK

#### 2RM141861 CLUTCH FORK

GARFO EMBREAGEM C/ROLETE  
005061



12.170BT / 12.180 / 14.150 / 14.170BT / 14.180 /  
14.220 / 16.170 / 16.220 / 16.300 / 17.210OD / 24.

#### 2T0141707B FORK CLUTCH BEARING

MANCAL ROLAMENTO GARFO EMBREAGEM  
017832  
2T2141707B  
2T2141707A



19.320E CONSTELLATION / 19.370  
CONSTELLATION / 25.370E CONSTELLATION /

#### 2T2141719 CLUTCH FORK

GARFO EMBREAGEM C/ ROLETE  
017751  
2T2141719A  
2T2141719E  
2T2141719D



13.180E CONSTELLATION / 15.180E  
CONSTELLATION / 17.250E CONSTELLATION /

#### 2T2141719B CLUTCH ACTIVATION

GARFO EMBREAGEM  
017116



26.260 CONSTELLATION / 31.260  
CONSTELLATION / 31.320E CONSTELLATION /

#### TJG141861 CLUTCH FORK

GARFO EMBREAGEM  
005060  
2RP141861A  
2RP141861



14.150 / 14.220 / 16.170 / 16.180CO / 16.210CO /  
16.220 / 16.300 / 17.210OD / 24.250 / 35.300 / 16.

#### TPH141857 CLUTCH FORK

GARFO EMBREAGEM  
007580  
2R0141719A



7.100 / 8.100 / 8.140 / 8.140CO / 8.140CE / L.80 /  
12.140T / 7.110 / 8.150E / 8.150 / 7.120 / 8.120 /

#### TPH141857 X CLUTCH FORK W/ PIN

GARFO EMBREAGEM C/PINO  
015359  
2R0141719A X



7.100 / 8.100 / 8.140 / 8.140CO / 8.140CE / L.80 /  
12.140T / 7.110 / 8.150E / 8.150 / 7.120 / 8.120 /

## 3.07 HASTE

### ROD

#### 2RP141147 CLUTCH CYLINDER ROD

HASTE CILINDRO EMBREAGEM  
005058  
2RP721263



16.180CO /

#### 2VB721205 CLUTCH CYLINDER ROD

HASTE ACION. CIL. MESTRE EMBR.  
005143



7.100 / 8.140CO / 8.140CE / 16.180CO / 16.210CO  
/ 17.210OD / 24.250 / 40.300 / 24.220 / 18.310 /

## 3.08 MANCAL DE EMBREAGEM

### CLUTCH BEARING

#### T13141161 CLUTCH BEARING =WITH

MANCAL EMBREAGEM C/CUBO E ROLAM.  
004084  
3362 S  
1323 R  
125800 E



11.130 / 13.130 / 14.140 / 11.140 / 12.140 / 7.110 /

#### TEG141165 F CLUTCH BEARING

MANCAL EMBREAGEM C/ROLAMENTO  
022526



7.100 / 8.100 / 8.140 / L.80 / 7.110 / 8.150E / 8.  
150 / 9.150OD / 8.120OD / 9.150EOD / 6.140 / 7.



## 3.09 PINO

### PIN

#### TJG141883 PIN

PINO ESFERICO GARFO EMBREAGEM

011201  
2R0311613



7.100 / 8.100 / 8.140 / 8.140CO / 8.140CE / L.80 /  
12.140T / 8.140CKD / 12.140H / 7.110 / 8.150 / 7.

## 3.10 RETENTOR

### RETAINER

#### 2T0301457 RETAINER

RETENTOR EIXO EMBREAGEM

018429  
0634307367  
212001319



18.310 / 26.260 CONSTELLATION / 31.260  
CONSTELLATION / 31.320E CONSTELLATION /

## 3.11 ROLAMENTO

### ROLLER BEARING

#### 357607 BEARING CLUTCH VW

MANCAL EMBREAGEM VW

019033  
02991380  
3371 S  
1380 R



6.90 / 7.90S / 6.80 /

#### T13141173 CLUTCH BEARING =

ROLAMENTO EMBREAGEM =S/CUBO=

006158  
537166  
1005 R  
HCS-08P04



7.100 / 8.100 / 8.140 / 12.140T / 12.140H / 7.110S  
/ 11.130 / 13.130 / 14.140 / 11.140 / 12.140 / 8.150

## 3.12 SERVO EMBREAGEM

### CLUTCH SERVO

#### 9700511000 CLUTCH SERVO LONG

SERVO EMBR. CANECA LONGA =WABCO=

017565  
2W0721263A



15.180EOD / 15.190EOD / 17.210E OD / 16.  
270CO / 17.240CO / 17.260CO

#### 9700511280 A CLUTCH SERVO 110M

SERVO EMBR. 110MM TIPO WABCO

013189  
2W0721257 A



16.180CO / 16.210CO / 17.210OD / 24.250 / 40.  
300 / 15.180EOD / 15.190EOD / 24.220 / 18.310 /

#### 9700511630 CLUTCH SERVO (NO

SERVO EMBR. S/ IND. DESGASTE

014801  
2Z0721257



16.180CO / 16.210CO / 17.210OD / 24.250 / 40.  
300 / 15.180EOD / 15.190EOD / 24.220 / 18.310 /

## 4.01 CILINDRO CYLINDER

### K043961 CLUTCH CYLINDER W/

CIL. EMBR. C/ RESERV. =FORD=  
019620  
BC457A543AB



2629 6X4 / 1519 4X2 / 1723 4X2 / 1933 4X2 /  
2429 6X2 / 2423 6X2 / 1722 4X2 / 1932 4X2 /

### RCCE00181 CYLINDER CLUTCH AUX.

CIL. AUX. EMBREAGEM  
019223



CARGO 1215 / CARGO 1415 / CARGO 1218 /  
CARGO 1418 / CARGO 1615 / CARGO 1313 /

## 4.02 GARFO FORK

### 2RM141861 CLUTCH FORK

GARFO EMBREAGEM C/ROLETE  
005061



2421 / 2622 / 2626 / 4031 / 3222 / 4432E 4X2 /  
1722E 4X2 / 2628E 6X4 / 2622E 6X4 / 2422E 6X2

### TPH141857 X CLUTCH FORK W/ PIN

GARFO EMBREAGEM C/PINO  
015359



815 / 915 / 815E / F4000 4BT CUMMINS TURBO  
4BT / 814 / F14000HD MWM X10 / F12000L MWM

## 4.03 SERVO EMBREAGEM CLUTCH SERVO

### 9700511200 CLUTCH SERVO LONG

SERVO EMBR. CANECA LONGA =BASE  
019385



2429 6X2 / 1722 4X2 / 2428 6X2 / 2422 6X2 /  
2629 6X4 / 2628 6X4 / 2622 6X4 / 2623 6X4

### 9700511280 A CLUTCH SERVO 110M

SERVO EMBR. 110MM TIPO WABCO  
013189



2622 / 2626 / 2631 / 4031 / 2422 / 4331 / 2425 /  
4030 / 2630 / 5031 / 2831 / 4432E 4X2 / 1722E

### 9700511630 CLUTCH SERVO (NO

SERVO EMBR. S/ IND. DESGASTE  
014801



2622 / 2626 / 2631 / 4031 / 2422 / 3222 / 4331 /  
2425 / 4030 / 2630 / 3224 / 5031 / 2831 / 4432E

### 5.01 CILINDRO

#### CYLINDER

#### 41211005 CLUTCH CYLINDER W/

CIL. EMBR. C/ RESERV. EUROTECH/STRALIS  
017550  
41285355



EUROCARGO / EUROTRAKKER / EUROTECH /

#### 41211007 C CLUTCH CYLINDER W/

CIL. EMBR. C/ RESERV. E SENSOR STRALIS/  
018092  
41285311 C



STRALIS / NOVO STRALIS / TRAKKER / NOVO  
TRAKKER /

#### 41285167 CLUTCH CYLINDER W/

CIL.ACION.EMBR.N.TRACKER  
024217  
41285278



NOVO TRAKKER /

#### 4854828 CLUTCH CYLINDER

CIL. EMBREAGEM TECTOR/EUROCARGO  
025927



EUROCARGO / ONIBUS CC118E20 GNC /  
ONIBUS CC118E22 / ONIBUS CC170E22 /

#### 5801446200 CLUTCH CYLINDER W/

CIL. EMBR. C/SENSOR /TECTOR /EUROCARGO  
024330



TECTOR / NOVO STRALIS / NOVO TRAKKER /  
CURSOR /

### 5.02 MANCAL DE EMBREAGEM

#### CLUTCH BEARING

#### 0012502215 CLUTCH BEARING IVECO /

MANCAL EMBREAGEM MERCEDES

019155  
7144597  
7138964



EUROCARGO E160 E21 / 8060 45A

#### 42102103 BEARING CLUTCH IVECO

MANCAL EMBREAGEM IVECO

019177  
504385079  
504120865  
504091142  
500317671  
1905282  
1904796



STRALIS / EUROTRAKKER / EUROTECH /  
450E33T / 450E32T /

### 5.03 SERVO EMBREAGEM

#### CLUTCH SERVO

#### 41035649 CLUTCH SERVO IVECO

SERVO EMBR. N.STRALIS/N.TRACKER 3

017157  
41035647  
41035502



EUROCARGO / NOVO STRALIS / STRALIS /  
CURSOR / EUROTRAKKER / NOVO TRAKKER /

#### 5801784907 CLUTCH SERVO 80MM

SERVO EMBR. 80MM VERTIS

021653  
5949890257



130V18 VERTIS CAMINHÃO 4X2 / 130V19  
VERTIS CAMINHÃO ECOLINE 4X2 / 90V16

#### 9700511630 CLUTCH SERVO (NO

SERVO EMBR. S/ IND. DESGASTE

014801



NOVO STRALIS / STRALIS

#### 9700512270 CLUTCH SERVO IVECO

SERVO EMBR. IVECO N. STRALIS 410/460 =

015449  
5801591678



NOVO STRALIS

#### 9700512270 C CLUTCH SERVO HOUSING

CIL. SERVO EMBR. STRALIS 410/460

016534



NOVO STRALIS / NOVO TRAKKER

#### K002173 CLUTCH SERVO FOR IVECO

SERVO EMBR. STRALIS

023733



EUROCARGO / NOVO STRALIS / STRALIS /  
CURSOR / EUROTRAKKER / NOVO TRAKKER /

#### K004297 C CLUTCH SERVO HOUSING

CIL. SERVO EMBR. STRALIS =KNORR=

016533



EUROCARGO / NOVO STRALIS / STRALIS /  
CURSOR / EUROTRAKKER / NOVO TRAKKER /



## 6.01 CILINDRO CYLINDER

**0012955906** CLUTCH MASTER  
CIL. MESTRE EMBREAGEM L1929/35/38/41/  
012523



L709 / L912 / L1938 / L1935 / L1941 / L812 /  
L1929 / LK1929 /

**0022950806** CLUTCH MASTER  
CIL. MESTRE EMBREAGEM ATEGO =MBB=  
017903



ATEGO1418 / ATEGO1718 / ATEGO1725 /  
ATEGO2425 / ATEGO1728 / ATEGO2428 /

**0022951607** CLUTCH MASTER  
CIL.ACION.EMBR.ACCELO 712/715  
024356



ACCELO715C / 712 /

**0022959106** CLUTCH MASTER  
CIL. MESTRE EMBREAGEM =MBB= AXOR  
017902  
0012959106




L1620 / ATEGO1315 / ATEGO1418 / ATEGO1518 /  
ATEGO1419 / AXOR /

**3452957006** CLUTCH MASTER  
CIL. MESTRE EMBREAGEM 370/371/OF1318  
012517  
RCCE00238



**3842957006** CLUTCH MASTER  
CIL. MESTRE EMBREAGEM 371/OH1419/1420  
012516



L1214 / L1418 / L1618 / L1620 / LK1618 / O371 /  
OH1419 / OH1420 /

**3862957007** CLUTCH MASTER  
CIL. MESTRE EMBREAGEM L/LK/LS1621  
012524



L1618 / L1620 / L1621 /

**9792950006A** CLUTCH MASTER  
CIL. EMBR. MBB-915/1016  
024835  
9792950006



915 / ATEGO1016 /

**9792950106** CLUTCH MASTER  
CIL. EMBR. MBB-LO 815/LO 916  
024836



LO916 / LO815 /

**A3842950006** CLUTCH MASTER  
CIL. MESTRE EMBREAGEM MBB  
018810  
3842950006



OF1721 / OH1518 / OH1621 L / OF1418 / OF1722 /  
O500 / O500 R / O500 U / OF1417 / OF1218 / O500


## 6.02 FLEXIVEL FLEXIBLE

**3092950035** CLUTCH MASTER  
FLEXIVEL PEDAL EMBREAGEM  
027007

imagem indisponivel

## 6.03 MANCAL DE EMBREAGEM CLUTCH BEARING

**0012500615** BEARING CLUTCH  
MANCAL EMBREAGEM MERCEDES  
019164  
3388 S  
1378 R



2638S / AXOR3344 / AXOR4144 / AXOR3341 /  
AXOR4141 / AXOR2640 / AXOR2644 / AXOR3340

**0012500815** BEARING CLUTCH  
MANCAL EMBREAGEM MERCEDES  
019141  
0002509515  
3326 S  
1326 R




LO812 / LO814 / 809 / 608 / 709 / LO610 / LO914 /  
812 / 912 / 914 / LO712 / 609 / LN710 / LO715 /

**0012502215** CLUTCH BEARING IVECO /  
MANCAL EMBREAGEM MERCEDES  
019155  
125807 E  
3325 S  
1320 R



OF1113 / OF1721 / OH1318 / OH1418 / OH1420 /  
OH1421 L / OH1621 L / 1218 / 1418 / 1721 /

**0012509215** CLUTCH BEARING FOR  
MANCAL EMBREAGEM MERCEDES  
019169  
0022503215  
125653 I  
3346 S  
3345 S  
1321 R



O400 RSD / O371 RS / O371 RSD / O371 RSL /  
O400 UP / OH1635 L / OH1636 L / O400 SER /



## 6.03 MANCAL DE EMBREAGEM

### CLUTCH BEARING

#### 0022504115 P BEARING CLUTCH

MANCAL EMBREAGEM MERCEDES

022493  
0022506715 P  
0022504715 P  
125634 P  
10203 P  
3377 P  
1356 P



O400 RSD / O500 R / 1938S / 1944S / 1634 / 2038 / 1938 / 1944 / O500 RSD / 2726 / AXOR1933 /

#### 0022504615 CLUTCH BEARING

MANCAL EMBREAGEM MERCEDES

019019  
3812500415  
0012509315  
0002504615  
3324 S  
1305 R



OF1113 / OF1315 / OF1318 / OF1618 / O371 U / OH1315 / 1214 / 1218 / 1414 / 1418 / 1714 / 1718 /

#### 0022506315 CLUTCH BEARING M. BENZ

MANCAL EMBREAGEM 0-500 MERCEDES

022771  
3390



#### 0002506415 CLUTH BEARING

MANCAL EMBREAGEM MBB

024774  
3327



#### 3082507215 CLUTCH BEARING

MANCAL EMBREAGEM MERCEDES

019016  
3082507015  
0002504015  
0002503715  
0002503115  
0002501705  
3310 S



OF1114 / OF1314 / OH1316 / O362 / O364 / 1518 / 1514 / 608 / 2216 / 1516 / L608D / L708D / 1513 /

#### 3212500515 CLUTCH BEARING

MANCAL EMBREAGEM MERCEDES =ALTO=

019028  
3522500115  
3402500215  
3358 S  
1300 R  
3522500515



OF1113 / OF1313 / OF1114 / OF1314 / OH1313 / OH1314 / OH1316 / O362 / O364 / 1518 / 1514 /

#### 3212501315 CLUTCH BEARING

MANCAL EMBREAGEM MERCEDES =BAIXO=

019031  
3452500215  
1312 R



OF1113 / OF1313 / OF1114 / OF1314 / OH1313 / OH1314 / OH1316 / O362 / O364 / O365 / 1518 /

## 6.04 ROLAMENTO

### ROLLER BEARING

#### 3452547020 CLUTCH BEARING

MANCAL EMBREAGEM MERCEDES

019022  
3123198001  
0002540020  
1007 R



OF1113 / OF1313 / OF1114 / OF1314 / OH1313 / OH1314 / OH1316 / O362 / O364 / O365 / 1518 /

## 6.05 SERVO EMBREAGEM

### CLUTCH SERVO

#### 0002540147

SERVO EMBR. 0-500 TIPO WABCO

025423



OF1721 / OF1418 / OF1722 / OF1417 / O500 M /

#### 9700510010 CLUTCH SERVO =ACTROS=

SERVO EMBR. MOD. ELETRONICO =ACTROS=

019441  
0002500562



ACTROS 2546 / ACTROS 2646 / ACTROS 2655 / ACTROS 4844

#### 9700510010 CN REPAIR KIT CLUTCH

REP. SERVO EMBR. ACTROS

023811  
0002500562 R



ACTROS 2546 / ACTROS 2646 / ACTROS 2655 / ACTROS 4844

#### 9700510010 P REPAIR KIT CLUTCH

REP. SERVO EMBR. ACTROS =PARCIAL=

019350  
0002500562 P



ACTROS 2546 / ACTROS 2646 / ACTROS 2655 / ACTROS 4844

#### 9700511280 A CLUTCH SERVO 110M

SERVO EMBR. 110MM TIPO WABCO

013189



L1620 / L2325 / L2635 / LK2325 / LS1625 / LS1630 / LS1932 / LS1933 / LS1934 / LS1935 /

#### 9700511630 CLUTCH SERVO (NO

SERVO EMBR. S/ IND. DESGASTE

014801  
0002950718



L1620 / L2325 / L2635 / LK2325 / LS1625 / LS1630 / LS1932 / LS1933 / LS1934 / LS1935 /

#### 9700511640 CLUTCH SERVO LONG

SERVO EMBR. CARACA LONGA TP WABCO

014576  
0002951318



O400 RS / O400 RSD / O400 RSL / O371 RS / O371 RSD / O371 SRE / O400 / O400 UP /

#### 9700511900 CLUTCH SERVO 0-500

SERVO EMBR. 0-500 TIPO WABCO

018755



OF1721 / OF1418 / OF1722 / OF1417 / O500 M

## 6.05 SERVO EMBREAGEM CLUTCH SERVO

### 9700514310 CLUTCH SERVO (LONG)

SERVO EMBR. =LONGO=  
014802



1938S / 1944S / O500 RSD / AXOR1933 /  
AXOR2036 / AXOR2541 / AXOR2041 / 2638B /



Televentas: +55 19 3834.9822



+55 54 3211.1800



+ 55 11 2626.8839

[www.cipec.com.br](http://www.cipec.com.br)

## 7.01 MANCAL DE EMBREAGEM

### CLUTCH BEARING

#### TEG141165 F CLUTCH BEARING

MANCAL EMBREAGEM C/ROLAMENTO

022526



7000D / 4500D / 5000D / 1600D / 1800D / 150EOD  
/ 9-150EOD

## 7.02 ROLAMENTO

### ROLLER BEARING

#### 6007003048005 CLUTCH BEARING =

ROLAMENTO EMBREAGEM =S/CUBO=

019180



7500 / 8500 / 7000 / VOLARE V8 / VOLARE A8 /  
6000D / 9200E / VOLARE W8 MECANICO / MA 8.

## 8.01 SERVO EMBREAGEM

### CLUTCH SERVO

**1443521**

SERVO EMBR. 80MM DAF/IVECO/RENAULT  
026401



CF75 /

**628277AM** CLUTCH SERVO DAF/IVECO/

SERVO EMBR. 80MM DAF/IVECO/RENAULT  
026022



CF75

**9700512170** CLUTCH SERVO DAF/MAN

SERVO EMBR. DAF/MAN  
026026



XF

## 9.01 MANCAL DE EMBREAGEM

### CLUTCH BEARING

**T13141161** CLUTCH BEARING =WITH

MANCAL EMBREAGEM C/CUBO E ROLAM.

004084



CHRYSLER 22140 / CHRYSLER 22160 /  
CHRYSLER 7110-S / CHRYSLER 8100 /

## 10.01 MANCAL DE EMBREAGEM

### CLUTCH BEARING

#### TEG141165 F CLUTCH BEARING

MANCAL EMBREAGEM C/ROLAMENTO

022526



11000 / 13.000 / 21000 / 22000 / 12000 / 14000 / 15000



## 11.01 CILINDRO CYLINDER

**K033409** CLUTCH CYLINDER 36MM  
CIL. ACION. EMBR. DIAM. 36MM. COSTEL. HASTE  
018730



**K043961** CLUTCH CYLINDER W/  
CIL. EMBR. C/ RESERV. =FORD=  
019620



## 11.02 SERVO EMBREAGEM CLUTCH SERVO

**K002173** CLUTCH SERVO FOR IVECO  
SERVO EMBR. STRALIS  
023733  
VG3286



**K004297 C** CLUTCH SERVO HOUSING  
CIL. SERVO EMBR. STRALIS =KNORR=  
016533



## 12.01 SERVO EMBREAGEM CLUTCH SERVO

**628277AM** CLUTCH SERVO DAF/IVECO/  
SERVO EMBR. 80MM DAF/IVECO/RENAULT  
026022



**629300AM** CLUTCH SERVO DAF  
SERVO EMBR. DAF  
026021



**6310361AM** CLUTCH SERVO MAN TGA/  
SERVO EMBR. MAN TGA/DAF  
026025  
630361AM



**13.01 CILINDRO**  
**CYLINDER**

**81307156149** CLUTCH MASTER CLY. W/  
CIL. MASTER EMBR. C/AMPLIF. =MAN EGS=  
019618



TGA / TGX

**81307156152** CLUTCH ACTION CLY. MAN  
CIL.ACION.EMBR.MAN  
025297



TGA /

**9709020124** CLUTCH SERVO HOUSING  
CIL. LONGO SERVO EMBR. MAN =WABCO=  
024436



15.190 OD EURO 5 MAN / 17.230 OD EURO V  
MAN / 17.280OT MAN

**13.02 SERVO EMBREAGEM**  
**CLUTCH SERVO**

**6310361AM** CLUTCH SERVO MAN TGA/  
SERVO EMBR. MAN TGA/DAF  
026025



TGA

## 14.01 CILINDRO CYLINDER

### 81307156149 CLUTCH MASTER CLY. W/

CIL. MASTER EMBR. C/AMPLIF. =MAN EGS=

019618

81307156156

81307156154



## 15.01 SERVO EMBREAGEM

### CLUTCH SERVO

#### 629300AM CLUTCH SERVO DAF

SERVO EMBR. DAF  
026021



MAGNUM / PREMIUM / MAXTER / KERAX

## 16.01 MANCAL DE EMBREAGEM

### CLUTCH BEARING

#### 81781200 BEARING CLUTCH VALMET

MANCAL EMBREAGEM VALMET

019132  
1600 R



1280 / BF-65 / BF-75 / 685F / 785F / 685C / 785C /  
BH-140 / BH-145 / BH-160 / BH-165 / BH-180GI /



**17.01** CILINDRO  
CYLINDER

**RCCE00181** CYLINDER CLUTCH AUX.

CIL. AUX. EMBREAGEM  
019223



## 18.01 CILINDRO CYLINDER

**9709020124** CLUTCH SERVO HOUSING  
CIL. LONGO SERVO EMBR. MAN =WABCO=  
024436



## 18.02 SERVO EMBREAGEM CLUTCH SERVO

**9700510010** CLUTCH SERVO =ACTROS=  
SERVO EMBR. MOD. ELETRONICO =ACTROS=  
019441  
9701500010



**9700510010 CN** REPAIR KIT CLUTCH  
REP. SERVO EMBR. ACTROS  
023811  
9701500010 R



**9700510010 P** REPAIR KIT CLUTCH  
REP. SERVO EMBR. ACTROS =PARCIAL=  
019350  
9701509232 P  
9701500010 P



**9700511000** CLUTCH SERVO LONG  
SERVO EMBR. CANECA LONGA =WABCO=  
017565



**9700511200** CLUTCH SERVO LONG  
SERVO EMBR. CANECA LONGA =BASE  
019385  
9700510250



**9700511280 A** CLUTCH SERVO 110M  
SERVO EMBR. 110MM TIPO WABCO  
013189  
9700511070 A  
8845037280 A



**9700511630** CLUTCH SERVO (NO  
SERVO EMBR. S/ IND. DESGASTE  
014801  
9700511250



**9700511900** CLUTCH SERVO O-500  
SERVO EMBR. O-500 TIPO WABCO  
018755



**9700512170** CLUTCH SERVO DAF/MAN  
SERVO EMBR. DAF/MAN  
026026



**9700512270** CLUTCH SERVO IVECO  
SERVO EMBR. IVECO N. STRALIS 410/460 =  
015449  
9700512310



**9700512270 C** CLUTCH SERVO HOUSING  
CIL. SERVO EMBR. STRALIS 410/460  
016534



**9700514310** CLUTCH SERVO (LONG)  
SERVO EMBR. =LONGO=  
014802





**Vendas / Sales:** vendas@cipec.com.br  
**Geral / General:** cipec@cipec.com.br  
**Televendas / Phone:** +55 19 3834-9822  
**Fax / Fax:** 0800.707.9822  
**www.cipec.com.br**

14831	11	1386450	5
125861	7	1386452	12
130591	9	1386453	6
132341	6	1386454	10
133011	11	1390025	5
135957	9	1393161	9
137316	12	1393163	9
145244	7	1397161	13
208198	13	1399788	5
208200	9	1421186 I	12
208200 X	9	1434228	8
209893	9	1455730	7
215139	11	1479577	5
224450	10	1493461	12
231938	11	1545502	5
292724	10	1670942	8
304307	6	1678310	8
304308	12	1737306 X	11
304309	5	1737306 XA	11
304311	9	1737306 XP	11
304788	6	1749125	9
308389	8	1749137	5
338692	8	1756460	7
342836	6	1796996	13
342837	8	1860198	8
348907	6	1927829	7
352746	6		
352750	9		
352750 A	9		
352751	6		
352751 X	6		
355708	11		
357591	6		
358639	5		
360717	12		
360799	13		
362778	5		
363355	5		
371612 B	12		
371612 I	12		
380610	9		
394637	10		
446414	7		
522536	8		
526267	8		
537194 A	7		
537194 F	7		
803433	10		
804820	5		
808196	10		
808214	10		
1305936	5		
1308969	8		
1319522	9		
1328259	9		
1331914	10		
1332207	13		
1334539	6		
1335485	6		
1341684	13		
1341685	13		
1355979	7		
1358801	7		
1358801 A	7		
1360842	9		
1367604	9		
1374295	13		
1379152	11		
1379922	13		
1381561	11		



271194 VP	16
353059 V	15
940157 V	16
953499 V	16
953526 V	16
953530 V	16
1069205 VI	17
1573072 V	17
1620462 V	14
1628218 V	14
1655134 V	14
1655639 V	17
1667058 V	15
1671953 VI	17
1672964 V	15
3094730 V	14
3191965 V	14
3192219 V	17
3192222 V	15
6882680 V	16
8129951 V	14
8171720 I	17
8171721 VI	17
8172031 V	15
20443290 V	15
20466644 V	15
20553368 V	14
20795322 V	15
20806212 V	17
20806212 VX	17
20835246 V	14
20851010 V	14
21580956 V	14
82332690 V	15
85002040 V	17

357607	20
9700511000	20
9700511280 A	20
9700511630	20
2P0721405	18
2RM141861	19
2RM141863	18
2RP141147	19
2S0141707	18
2T0141707B	19
2T0301457	20
2T2141197	18
2T2141197A	18
2T2141255	19
2T2141719	19
2T2141719B	19
2U0141701B	18
2VB721205	19
K033409	18
T13141161	19
T13141173	20
TE3141865	18
TE3141869	18
TEG141165 F	19
TF3721405	18
TJG141861	19
TJG141865	18
TJG141867	18
TJG141883	20
TPH141857	19
TPH141857 X	19



9700511200	21
9700511280 A	21
9700511630	21
2RM141861	21
K043961	21
RCCE00181	21
TPH141857 X	21

0012502215	22
4854828	22
41035649	22
41211005	22
41211007 C	22
41285167	22
42102103	22
5801446200	22
5801784907	22
9700511630	22
9700512270	22
9700512270 C	22
K002173	22
K004297 C	22



0002506415	24
0002540147	24
0012500615	23
0012500815	23
0012502215	23
0012509215	23
0012955906	23
0022504115 P	24
0022504615	24
0022506315	24
0022950806	23
0022951607	23
0022959106	23
3082507215	24
3092950035	23
3212500515	24
3212501315	24
3452547020	24
3452957006	23
3842957006	23
3862957007	23
9700510010	24
9700510010 CN	24
9700510010 P	24
9700511280 A	24
9700511630	24
9700511640	24
9700511900	24
9700514310	25
9792950106	23
9792950006A	23
A3842950006	23

6007003048005  
TEG141165 F

26  
26



Televentas: +55 19 3834.9822



+55 54 3211.1800



+ 55 11 2626.8839













[www.cipec.com.br](http://www.cipec.com.br)

EMPRESA CERTIFICADA  
CERTIFIED COMPANY ISO 9001:2015

## Conheça toda nossa Linha de Produtos

- Scania
- Volvo
- Iveco
- VW
- Mercedes
- Freios



GRUPOCIPEC