



CATÁLOGO PEÇAS DE REPOSIÇÃO

Spare Parts Catalogue

FABRICADOS

Cipec Replacement Parts Own Production

2024

A Cipec iniciou suas atividades em 1983 na cidade de São Caetano como um pequeno distribuidor e fabricante de peças de reposição para caminhões e ônibus. Trabalhando com empenho e seriedade, a Cipec rapidamente ampliou seu leque de produtos de distribuição, alcançando logo em seguida o status de referência nacional no mercado de reposição da linha Scania.

Em 1999, devido ao ritmo crescente dos negócios, a estrutura da Cipec já não comportava a demanda, levando a empresa a transferir suas atividades para uma área de 20.000 m² em Indaiatuba, localizada estrategicamente no interior paulista. Nesse novo local, a empresa investiu fortemente na parte fabril e agregou as linhas Volvo, VW, MWM, Cummins e Iveco.

Com amplo espaço fabril e novos nichos de mercado se abrindo, em 2003 a Cipec inovou mais uma vez, implantando uma completa linha de servos de embreagem, válvulas e reparos de freios para linha pesada. Surgiu então a NTI, uma marca Cipec que em pouco tempo ficaria conhecida no mercado, oferecendo um produto competitivo e altamente confiável.

Atualmente, a Cipec conta com mais de 170 colaboradores e comercializa mais de 22.000 itens a partir de sua unidade fabril localizada em Indaiatuba, ampliando ainda mais sua capacidade de produção e expedindo mais de 30 toneladas de produtos por dia para mais de 50 países em todo o mundo.

Cipec began its activities in 1983 in the city of São Caetano as a small distributor and manufacturer of spare parts for trucks and buses. Working with dedication and seriousness, Cipec quickly expanded its range of distribution products and soon achieved national reference status in the replacement market for the Scania line.

By 1999, its structure could no longer accommodate the growing pace of business, prompting Cipec to transfer its operations to a 20,000 m² area in Indaiatuba, strategically located in the interior of São Paulo. Strong investments were made in the manufacturing sector, and the Volvo, VW, MWM, Cummins, and Iveco lines were added.

With ample manufacturing space and new market niches emerging, Cipec innovated once again in 2003, introducing a complete line of clutch servos, valves, and brake repair kits for heavy-duty applications. Thus, NTI was born, a Cipec brand that quickly became known in the market, offering competitive and highly reliable products.

Today, Cipec employs over 170 employees and sells over 22,000 items from its manufacturing facility located in Indaiatuba, further increasing its production capacity and shipping over 30 tons of products per day to more than 50 countries worldwide.

La Cipec inició sus actividades en 1983 en la ciudad de São Caetano como un pequeño distribuidor y fabricante de repuestos para camiones y autobuses. Trabajando con dedicación y seriedad, Cipec amplió rápidamente su gama de productos de distribución y pronto alcanzó el estatus de referencia nacional en el mercado de repuestos para la línea Scania.

Para 1999, su estructura ya no podía soportar el creciente ritmo de negocios, lo que llevó a Cipec a trasladar sus operaciones a una área de 20,000 m² en Indaiatuba, estratégicamente ubicada en el interior de São Paulo. Se realizaron fuertes inversiones en el sector manufacturero y se añadieron las líneas Volvo, VW, MWM, Cummins y Iveco.

Con un amplio espacio de fabricación y nuevos nichos de mercado emergentes, Cipec innovó una vez más en 2003, introduciendo una línea completa de servos de embrague, válvulas y reparaciones de frenos para aplicaciones de servicio pesado. Así nació NTI, una marca de Cipec que rápidamente se hizo conocida en el mercado, ofreciendo productos competitivos y altamente confiables.

Hoy en día, Cipec emplea a más de 170 trabajadores y vende más de 22,000 artículos desde su planta de fabricación ubicada en Indaiatuba, aumentando aún más su capacidad de producción y enviando más de 30 toneladas de productos al día a más de 50 países en todo el mundo.



SCANIA

7

ABRACADEIRA	7
ACOPLAMENTO	7
ALAVANCA	7
ALOJAMENTO	8
ANEIS DIVERSOS	8
ANEL DE ENCOSTO	8
ANEL DE ESCAPE	8
ANEL DE PRESSAO	9
ARRUELA	9
ARRUELA DE VEDACAO	12
ASSENTO	12
ATUADOR	12
BICO REFRIGERACAO	13
BOMBA D'AGUA	13
BOMBA DE OLEO	13
BUCHAS DIVERSAS	14
BUJAO	15
CABECOTE FILTRO	16
CAIXA DE BATERIA	16
CALCO	16
CAMISA	19
CAPA	19
CARCACA	20
CASTANHA	20
CHAVETA	21
CILINDRO	21
CINTA METALICA	21
COLETOR	22
CONE	22
CONEXAO	22
COXIM	24
CUBO	24
DEFLETOR	24
DIAFRAGMA	25
DISCO	25
DOBRADICA	25
EIXO	25
ESPACADOR	26
ESTICADOR	27
FECHADURA	27
FLANGE	28
GARFO	28
JOGO DE JUNTA	28
JUMELO	29
JUNTA	29
KIT	29
LUVA	29
MANCAL	30

MANCAL DE EMBREAGEM

30

MANGUEIRA	31
MANGUEIRA SILICONE	31
MORINGA	32
O'RING	32
PARAFUSO	34
PINO	35
PISTA	37
PISTAO	37
PLACA	37
POLIA	37
PORCA	38
PRESILHA	39
PRISIONEIRO DE ACO	40
PROTETOR	40
REPARO BOMBA D'AGUA	40
REPARO FREIO	41
REPARO MANGA DE EIXO	41
REPAROS DIVERSOS	42
RETENTOR	43
ROLAMENTO	44
ROLETE	44
ROTOR	44
SAPATA	45
SEDE	45
SELO	45
SERVO EMBREAGEM	45
SUPORTE	46
TAMPA	47
TERMINAL	48
TRAVA	48
TUBO	48
TUCHO	49
UNIAO LATAO	49
VALVULA	49
VALVULA DIVERSAS	50
VARETA	50
VEDADOR	50
VOLVO	51
ABRACADEIRA	51
ACOPLAMENTO	51
ALAVANCA	51
ANEIS DIVERSOS	51
ARRUELA	52
ATUADOR	52
BATENTE	52
BICO REFRIGERACAO	53
BOMBA D'AGUA	53
BUCHAS DIVERSAS	53

VOLVO 51

BUJAO	54
CALCO	54
CAPA	55
CILINDRO	55
CONE	55
COXIM	55
DIAFRAGMA	56
EIXO	56
ESTICADOR	56
FILTRO	56
FREIO MOTOR	57
GARFO	57
JUNTA	57
KIT	57
MANGUEIRA	58
MANGUEIRA SILICONE	58
MORINGA	58
O'RING	58
PARAFUSO	59
PINO	59
PISTA	59
PORCA	60
PRESILHA	60
PRISIONEIRO DE ACO	60
REPARO BOMBA D'AGUA	60
REPARO FREIO	61
REPARO MANGA DE EIXO	61
REPAROS DIVERSOS	61
RETENTOR	62
ROLAMENTO	62
ROTOR	62
SAPATA	62
SERVO EMBREAGEM	63
SUPORTE	63
TERMINAL	63
TRAVA	63
VARETA	64
VEDADOR	64

VW 65

ADAPTADOR	65
ARRUELA	65
BOMBA D'AGUA	65
BORBOLETA	66
BUCHAS DIVERSAS	66
CALCO	66
CHAVETA	68
CILINDRO	68
EIXO	68

FLANGE	69
FREIO MOTOR	69
GARFO	69
HASTE	70
KIT	70
MANCAL DE EMBREAGEM	70
MANGUEIRA SILICONE	71
MORINGA	71
PINO	71
PISTA	73
REPARO MANGA DE EIXO	74
REPAROS DIVERSOS	77
RETENTOR	78
ROLAMENTO	78
SELO	78
SERVO EMBREAGEM	78
SUPORTE	79
TAMPA	79
TRAVA	79

FORD 80

BOMBA D'AGUA	80
CALCO	80
CILINDRO	81
EIXO	81
FREIO MOTOR	81
GARFO	81
HASTE	82
KIT	82
MANCAL DE EMBREAGEM	82
MANGUEIRA SILICONE	82
PINO	83
REPARO MANGA DE EIXO	83
SELO	84
SUPORTE	85
TRAVA	85

IVECO 86

ARRUELA	86
BOMBA D'AGUA	86
BUCHA DE BORRACHA	86
CALCO	86
CILINDRO	87
COXIM	87
PINO	87
PORCA	87
REPARO MANGA DE EIXO	88
TAMPA	88

MERCEDES 89

BICO REFRIGERACAO	89
BOMBA D'AGUA	89

MERCEDES	89
CILINDRO	90
MANCAL DE EMBREAGEM	90
MANGUEIRA SILICONE	91
REPARO BOMBA D'AGUA	91
REPARO MANGA DE EIXO	92
ROLAMENTO	93
AGRALE	94
BOMBA D'AGUA	94
MANCAL DE EMBREAGEM	94
PINO	94
PISTA	94
REPARO MANGA DE EIXO	95
DAF	96
ANEL DE PRESSAO	96
MANGUEIRA SILICONE	96
REPARO MANGA DE EIXO	96
SERVO EMBREAGEM	96
CONTATOS	97
ÍNDICE POR CÓDIGO	98

SCANIA	7		
CLAMP	7	CLUTCH BEARING	30
COUPLING	7	HOSE	31
LEVER	7	SILICON HOSE	31
COVER	8	DRIVING SHAFT SLEEVE	32
RING	8	O'RING	32
WEAR WASHER	8	SCREW	34
EXHAUST MANIFOLD RING	8	PIN	35
PRESSURE RING	9	SUPPORT	37
WASHER	9	PISTON	37
SEALING WASHER	12	PLATE	37
SEAT	12	PULLEY	37
ACTUATOR	12	NUT	38
NOZZLE COOLING	13	CLAMP	39
WATER PUMP	13	STEEL STUD	40
OIL PUMP	13	PROTECTOR	40
BUSHING ALL TYPE	14	WATER PUMP REPAIR KIT	40
PLUG	15	AIR BRAKE REPAIR KIT	41
CYLINDER HEAD FILTER	16	KING PIN REPAIR KIT	41
BATTERY BOXE	16	REPAIR KIT	42
SHIM	16	RETAINER	43
CYLINDER LINER	19	ROLLER BEARING	44
COVER	19	ROLLERS	44
HOUSING	20	ROTORS	44
CLAMP	20	BRAKE SHOES	45
KEY	21	BALL SEATS	45
CYLINDER	21	SEALINGS	45
METAL STRIPE	21	CLUTCH SERVO	45
COLLECTOR	22	BRACKET	46
CONE	22	COVER	47
CONNECTOR	22	TERMINALS	48
RUBBER MOUNTING	24	LOCKS	48
CUBE/HUB	24	TUBE	48
DEFLECTOR	24	TAPPETS	49
DIAFRAGM	25	UNION BRASS	49
DISK	25	VALVE	49
HINGE	25	DIVERSE VALVE	50
AXLE	25	ROD	50
SPACER	26	SEALINGS	50
BELT TENSIONER	27	VOLVO	51
DOOR LOCK	27	CLAMP	51
FLANGE	28	COUPLING	51
FORK	28	LEVER	51
GASKET SET	28	RING	51
SHACKLE	29	WASHER	52
GASKET	29	ACTUATOR	52
KIT	29	STOPPER	52
SLEEVE	29	NOZZLE COOLING	53
BEARING CAP	30	WATER PUMP	53
		BUSHING ALL TYPE	53

VOLVO	51		
PLUG	54	FLANGE	69
SHIM	54	EXHAUST BRAKES	69
COVER	55	FORK	69
CYLINDER	55	ROD	70
CONE	55	KIT	70
RUBBER MOUNTING	55	CLUTCH BEARING	70
DIAFRAGM	56	SILICON HOSE	71
AXLE	56	DRIVING SHAFT SLEEVE	71
BELT TENSIONER	56	PIN	71
FILTER	56	SUPPORT	73
EXHAUST BRAKES	57	KING PIN REPAIR KIT	74
FORK	57	REPAIR KIT	77
GASKET	57	RETAINER	78
KIT	57	ROLLER BEARING	78
HOSE	58	SEALINGS	78
SILICON HOSE	58	CLUTCH SERVO	78
DRIVING SHAFT SLEEVE	58	BRACKET	79
O'RING	58	COVER	79
SCREW	59	LOCKS	79
PIN	59	FORD	80
SUPPORT	59	WATER PUMP	80
NUT	60	SHIM	80
CLAMP	60	CYLINDER	81
STEEL STUD	60	AXLE	81
WATER PUMP REPAIR KIT	60	EXHAUST BRAKES	81
AIR BRAKE REPAIR KIT	61	FORK	81
KING PIN REPAIR KIT	61	ROD	82
REPAIR KIT	61	KIT	82
RETAINER	62	CLUTCH BEARING	82
ROLLER BEARING	62	SILICON HOSE	82
ROTORS	62	PIN	83
BRAKE SHOES	62	KING PIN REPAIR KIT	83
CLUTCH SERVO	63	SEALINGS	84
BRACKET	63	BRACKET	85
TERMINALS	63	LOCKS	85
LOCKS	63	IVECO	86
ROD	64	WASHER	86
SEALINGS	64	WATER PUMP	86
VW	65	RUBBER BUSHING	86
ADAPTER	65	SHIM	86
WASHER	65	CYLINDER	87
WATER PUMP	65	RUBBER MOUNTING	87
THROTTLE	66	PIN	87
BUSHING ALL TYPE	66	NUT	87
SHIM	66	KING PIN REPAIR KIT	88
KEY	68	COVER	88
CYLINDER	68	MERCEDES	89
AXLE	68	NOZZLE COOLING	89
		WATER PUMP	89

MERCEDES 89

CYLINDER	90
CLUTCH BEARING	90
SILICON HOSE	91
WATER PUMP REPAIR KIT	91
KING PIN REPAIR KIT	92
ROLLER BEARING	93

AGRALE 94

WATER PUMP	94
CLUTCH BEARING	94
PIN	94
SUPPORT	94
KING PIN REPAIR KIT	95

DAF 96

PRESSURE RING	96
SILICON HOSE	96
KING PIN REPAIR KIT	96
CLUTCH SERVO	96

CONTACTS 97

INDEX BY CODE 98

1.01 ABRACADEIRA CLAMP

207550 EXHAUST MANIF. HALF

MEIA ABRAC. ESCAPE 110/1/2/3
000740



/ 112 / 142

219721 WATER/TURB. FILTER

ABRAC. TUBOS FILTRO TURBO/AGUA 111/2/3
003076
221628



T112 / T113 / F113 / R113 / K112 / R112 / R142 /
T142 / F112 / R143 / L113 /

219721 X WATER/TURB. FILTER

JG. COMPL. ABRAC. TUBOS FILTRO TURBO/
003487
221628 X



T112 / T113 / F113 / R113 / K112 / R112 / R142 /
T142 / F112 / K113 / R143 /

264550 BRACKET HALF CLAMP 111/

MEIA ABRAC. SUPORTE CARDA 111/2/3/4
001092
1486855
1376164
1325635



111 / 114 / 124 / 112 / 143 / 142 / 113 /

538186 REAR WHEEL FENDER

ABRACADEIRA SUPORTE PARALAMA 112/3
003635



T112 / R112 / R142 / T142 / 93 / R113 // T113 /
R143

543771 EXHAUST MANIF. TUBE

MEIA ABRAC. D 4,1/2" TUBO ESCAPE 113
002516



T113 / F113 / R113 / K113 / R143 / L113 /

1.02 ACOPLAMENTO COUPLING

192638 INJECTION PUMP COUPLING

LAMINA ACOPLAMENTO B'B INJETORA 111
000655
1953771



111 / 111S /

280862 INJECTION PUMP COUPLING

LAMINA ACOPL. B'B INJ. 112
001180
392204



T112 / R112 / R142 / T142 /

318523 INJECTION PUMP COUPLING

LAMINA ACOPL. B'B INJ. 112/3
001498
1111494



T113 / F113 / R113 / K113 / R143 /

1.03 ALAVANCA LEVER

1305936 CLUTCH BEARING LEVER

ALAV. ACION. MANCAL EMBREAGEM 113
003398
382412



T113 / R113 / K113 / R143 / 112 HW /

1372516 LEVER

ALAV. VALV. NIVEL TRAS. 94/114/24/64
007891



114 / 124 / 164 / 94 /

1386450 HANDLE

ALAV. ACION. MANCAL EMBR. 6/8 MARCHAS
009998
1386480
1336382
1307717



K124 / 94 / F94 / K94 / K114 /

1399788 CLUTCH AXLE SHAFT

ALAV. ACION. MANCAL EMBR. 94/114/124
011680
1377306



114 / 124 / 164 / 94 /

1433457 STEERING COLUMN LEVER

ALAV. AJUSTE COLUNA DIRECAO S.4
016256
1365714



114 / 124 / 164 / 94 / F94 /

1479577 CLUTCH BEARING SHAFT

ALAV. ACION. MANCAL EMBR. S.4
011679
1773621
1737306
1545625
1543645
1479578



114 / 124 / 164 / P.G.R. / 94 /

194521 GEAR BOX LEVER 112/3

ALAV. EIXO TRAMB. CAMBIO 112/3
003659



T112 / T113 / R113 / R112 / R142 / T142 / K113 /
R143 /

363355 CLUTCH COMAND AXLE

ALAV. ACION. EIXO COMANDO EMBR. 112/3
003786
335730



/ F113 / K113 / R113 / T113 / L113 / F112 / K112 /
R112 / T112

1.04 ALOJAMENTO

COVER

264380 PINION BEARING COVER

ALOJ. RET. PINHAO DIF. 111/2/3
001091



/ T112 / T113 / F113 / R113 / K112 / R112 / R143

278333 THERMOSTAT HOUSING 113

ALOJ. TERMOSTATO 113
003052
1377064



T112 / T113 / F113 / R113 / R112 / R142 / T142 /
K113 / R143 / L113 / P93 /

372132 THERMOSTAT HOUSING 113

ALOJ. CAMARA TERMOSTATICA 113
003891



F113 / K113 / R113 / T113 / L113 /

525036 THERMOSTAT HOUSING 112

ALOJ. CAMARA TERMOSTATICA 112
004255
318353



T112 / R112 / R142 / T142 /

1.05 ANEIS DIVERSOS

RING

1925433 DIFFERENTIAL SEALING

ANEL VEDACAO DIFERENCIAL S.4/P.G.R.T.
017302
317916



T112 / T113 / F113 / R113 / R112 / R142 / T142 /
R143 / P93 / 114 / 124 / 164 / P.G.R. / 94 /

1.06 ANEL DE ENCOSTO

WEAR WASHER

1305088 SPACER RING PINION

ANEL ESPAC. PINHAO 19,00 MM S.4
009044
1533336



/ T113 / 114 / 124 / 164 / R113 / R143 / P.G.R. /
94

1305089 SPACER RING PINION

ANEL ESPAC. PINHAO 19,10 MM S.4
009053
1533337



/ T113 / 114 / 124 / 164 / R113 / R143 / P.G.R. /
94

174765 DIF. PINION SUPPORT RING

ANEL ENCOSTO PINHAO DIFER. TODOS
000533



/ T112 / T113 / F113 / K113 / R113 / R143 / K112 /
R112 / R142 / LK141 / LK140 / 111 / L113 / T142

184049 FLANGE SPACER RING

ANEL ESPAC. FLANGE CARDA 111/2
002868



/ T112 / R112 / R142 / LK141 / LK140 / 111 /
T142

1.07 ANEL DE ESCAPE

EXHAUST MANIFOLD RING

139253 EXHAUST MANIFOLD RING

ANEL COLETOR ESCAPE =D62 MM=
000254
279052
250996



LK141 / LK140 / 111 / T112 / K112 / R112 / R142 /
T142 / F112 / 111S /

15323 EXHAUST MANIFOLD RING

ANEL COLETOR ESCAPE =D110 MM=
000016



110 / 111 / T112 / T113 / F113 / R113 / K112 /
R112 / K113 / L113 / 111S / P93 /

170955 EXHAUST MANIFOLD RING

ANEL COLETOR ESCAPE DS14 =D120 MM=
000496



LK141 / LK140 / R142 / T142 / R143 /

278531 EXHAUST MANIFOLD RING

ANEL COLETOR ESCAPE =D52 MM=
001167
250995
1794744
1545478
1408455



LK141 / LK140 / 110 / 111 / R142 / T142 / R143 /
111S / 114 / 124 / P.G.R. / 94 /

355939 EXHAUST MANIFOLD RING

ANEL COLETOR ESCAPE HW =FINO=
001599
1356677



T113 / F113 / R113 / K113 /

1.08 ANEL DE PRESSAO PRESSURE RING

358639 CLUTCH BEARING SLEEVE

LUVA MANCAL EMBREAGEM 112
001606



T112 / T113 / R113 / K112 / R112 / K113 /

362778 CLUTCH THRUST RING 112/

ANEL PRESSAO EMBREAGEM 112/3
002752



T112 / T113 / F113 / R113 / K112 / R112 / R142 /
T142 / K113 / L113 /

1.09 ARRUELA WASHER

1113913 SHIM

ARRUELA AJUSTE CX. CAMBIO 0,25MM S.4
009145



T113 / K113 / R143 / P93 / 114 / 124 / 164 / P.G.
R. / K124 / 94 / K94 /

1116698 PLANETARY PROTECTOR

ARRUELA PROT. PLANET. HW/113/143 L.D.
002451
2149138



T112 / T113 / F113 / R113 / K112 / R112 / R142 /
T142 / F112 / K113 / R143 / L113 / 114 / 124 / 164

1116699 PLANETARY PROT.

ARRUELA PROT. PLANET. HW/113/143 L.E.
002452
2149139



T112 / T113 / F113 / R113 / K112 / R112 / R142 /
T142 / F112 / K113 / R143 / L113 / 114 / 124 / 164

1116848 SATELITE PROT. WASHER

ARRUELA PROT. SATEL. HW/113/143
002453
2132725



T112 / T113 / F113 / R113 / K112 / R112 / R142 /
T142 / F112 / K113 / R143 / L113 / 114 / 124 / 164

1305098 PINION ADJUSTER

ARRUELA AJUSTE ROL. PINHAO S.4 =3,00MM=
011855



T113 / R113 / K113 / R143 / L113 / P93 / 114 /
124 / 164 / P.G.R. / K124 / 94 / F94 / K94 /

1305099 PINION ADJUSTER

ARRUELA AJUSTE ROL. PINHAO S.4 =3,01MM=
017219



114 / 124 / 164 / 94 / F94 / K113 / K124 / K94 /
L113 / P.G.R. / P93 / R113 / R143 / T113 /

1305102 PINION ADJUSTER

ARRUELA AJUSTE ROL. PINHAO S.4 =3,04MM=
017222



T113 / R113 / K113 / R143 / L113 / P93 / 114 /
124 / 164 / P.G.R. / K124 / 94 / F94 / K94 /

1305103 PINION ADJUSTER

ARRUELA AJUSTE ROL. PINHAO S.4 =3,05MM=
017223



T113 / R113 / K113 / R143 / L113 / P93 / 114 /
124 / 164 / P.G.R. / K124 / 94 / F94 / K94 /

131125 TIMING GEAR BRASS

ARRUELA ACO ENGR. DISTRIB. 112/3
003718



L75 / L76 / 110 / 111 / B75 / B76 /

131127 TIMING GEAR GUIDE

ARRUELA BRONZE ENGR. DISTRIB. 111/2/3
000191
527747
311443



111 / T112 / T113 / F113 / R113 / K112 / R112 /
F112 / K113 / L113 / 111S / 114 /

1324793 REAR SUSPENSION CAB

ARRUELA SUSP. TRAS. CABINE 94/114/24/64
006805



114 / 124 / 164 / P.G.R. / 94 /

1331044 WASHER

ARRUELA PROT. SATEL. R660 P93/T113 S.4
009239



K113 / L113 / P93 / 114 / 124 / 164 / P.G.R. / K124
/ 94 / F94 / K94 /

1345047 FRONT SHOCK ABSORBER

ARRUELA AMORT. DIANT. INF. 112/3/4/94/24/64
007865
129168



LK141 / LK140 / 111 / T112 / T113 / F113 / R113 /
K112 / R112 / R142 / T142 / F112 / K113 / R143 /

1345264 GEARBOX HOUSING

ARRUELA CARCACA CX. CAMBIO S.4
011975



/ 94 / 114 / 124 / 164

135073 FRONT CUBE BEARING

ARRUELA ENCOSTO ROL. CUBO DIANT.
000220



BR116 / LK111 / LK141 / LK140 / 111S / 111 /
B111 /

135074 FRONT HUB LOCK WASHER

ARRUELA TRAVA CUBO DIANT.
000221



LK141 / LK140 / 111 / BR116 / B111 / 111S /
LK111 /

1.09 ARRUELA
WASHER
1365594 FRONT CUBE SUPPORT

ARRUELA ENCOSTO CUBO DIANT. 94/114/124 / 006876



114 / 124 / 164 / P.G.R. / K124 / 94 / F94 / K94 /

1368087 PLANETARY WASHER

ARRUELA PROT. PLANET. R660 P93/T113 S.4 / 009241



K113 / L113 / P93 / 114 / 124 / 164 / P.G.R. / K124 / 94 / F94 / K94 /

1377974 PLAN. PROT. WASHER

ARRUELA PROT. PLANET. (RBP830) - LISA / 003653



T113 / R113 / R143 / 114 / 124 / 164 / 94 /

1377975 SATELITE PROT.

ARRUELA PROT. SATEL. (RBP830) - LISA / 003654



T113 / R113 / R143 / 114 / 124 / 164 / 94 /

1385170 STABILIZED SUSPENSION

ARRUELA ESTABIL. SUSP. CABINE 94/114/124 / 006185 / 1782290



114 / 124 / P.G.R. / 94 /

1386058 WASHER

ARRUELA BARRA ESTAB. SUSP. CABINE S.4 / 010331



/ 94 / 114 / 124 / 164 / P.G.R. /

141167 BRAKE LEVER BRACKET

ARRUELA ACO SUP. CATRACA TR. 111/2/3 / 000301



111 / T112 / T113 / F113 / R113 / K112 / R112 / R142 / T142 / F112 / K113 / R143 / 111S / P93 /

147537 UPPER ENGINE SCREW

ARRUELA ACO PARAF. SUP. MOTOR M12 / 002701



/ T112 / T113 / 114 / 124 / 164 / F113 / K113 / R113 / R143 / P93 / K112 / R112 / R142 / LK141 /

1546239 WATER PUMP WASHER

ARRUELA B'B'AGUA S.5 / 012947



114 / 124 / 164 / P.G.R. / 94 /

157287 CYLINDER HEAD WASHER

ARRUELA TEMP/PLANIF. PAR. CABEC. 111/2/3 / 000390



/ LK141 / LK140 / 111 / T112 / T113 / F113 / R113 / K112 / R112 / R142 / T142 / F112 / K113 /

194377 GEAR BOX THRUST

ARRUELA ENCOSTO CX. CAMBIO 111 / 002817



/ LK141 / LK140 / 111 /

1953497 FRONT SHOCK ABSORBER

ARRUELA AMORT. DIANT. 112/3 / 003629



T112 / T113 / F113 / R113 / K112 / R112 / R142 / T142 / F112 / K113 / R143 / L113 /

2031802 REAR SUSPENSION

ARRUELA BUCHA SUSP. TRAS.C/TRAVA P.G. / 024519 / 2285645


2031803 RING CABIN SUSPENSION

ARRUELA BUCHA SUSPENSÃO CABINE P.G.R. / 019725 / 2285646 / 1892895



P.G.R. / P.G.R.S. /

204723 BOGIE AXLE LOCK WASHER

ARRUELA TRAVA PORCA EIXO TANDEM 112/3 / 000722



111 / T112 / T113 / R113 / R112 / R142 / T142 / R143 / 114 / 124 / 164 / P.G.R. / 94 /

204737 AXLE WASHER TANDEM 6 X

ARRUELA EIXO TANDEM 6 X 4 112/3 / 000728 / 2023751



LK141 / 111 / T112 / T113 / R113 / R112 / R142 / T142 / R143 / 114 / 124 / 164 / P.G.R. / 94 /

208395 PROP SHAFT WASHER

ARRUELA FLANGE CARDA R/T113 / 011859



T112 / T113 / R113 / R112 /

214075 GEAR SHIFT FORK ROLLER

ARRUELA ROL. (244.437) GARFO SELET. 111/2/ / 000771



111 / T112 / T113 / R113 / R112 / R142 / T142 / R143 /

2183267 STABILIZED SUSPENSION

ARRUELA ESTABIL. SUSP. CABINE 94/114/124 / 025753 / 2183266


254669 PROT. SATEL. GEAR

ARRUELA PROTEÇÃO SATEL. CAMBIO / 001039



T112 / T113 / R113 / R112 / R142 / T142 / R143 /

264225 A SEC. AXLE SPACER

ARRUELA RETIF. 8.5 MM EIXO SEC. 112/3 / 003601



/ F112 / F113 / K112 / K113 / R112 / R113 / R142 / R143 / T112 / T113 / T142 /

273022 REAR CUBE ROLLER

ARRUELA ENCOSTO ROL. CUBO TRAS. 111/2/ / 001117



LK141 / T112 / T113 / F113 / R113 / K112 / R112 / F112 / K113 / R143 / L113 / 111S / P93 / 114 / 124 /

273023 REAR HUB LOCK WASHER

ARRUELA TRAVA CUBO TRASEIRO 110/112/3 / 001118



LK141 / T112 / T113 / F113 / R113 / K112 / R112 / F112 / K113 / R143 / L113 / 111S / P93 / 114 / 124 /

274145 WASHER

ARRUELA REDUÇÃO EIXO TRASEIRO 113/143 / 009237



/ 94 / 114 / 164 / 124 / R113 / T113 / R143 / T112 / R112 / R142 / T142 /

1.09 ARRUELA WASHER

274154 AXLE SHAFT ADJUSTER

ARRUELA AJUSTE SEMI EIXO 0,30MM. S4
011856



/ T112 / T113 / 114 / 124 / 164 / R113 / R143 /
R142 / 94 / T142

280869 INJECTION PUMP COUPLING

ARRUELA ACOPL. B'B INJ. 112 =ACO TEMP=
001182



T112 / K112 / R112 / R142 / T142 / F112 /

287448 FRONT CUBE ROLLER

ARRUELA ENCOSTO ROL. CUBO DIANT. AM60
001215



T112 / T113 / R113 / K112 / R112 / R142 / T142 /
K113 / R143 /

287449 FRONT CUBE LOCK

ARRUELA TRAVA CUBO DIANT. AM 60
001216



T112 / T113 / R113 / K112 / R112 / R142 / T142 /
K113 / R143 /

301518 FRONT HUB THRUST

ARRUELA ENCOSTO ROL. CUBO DIANT. AM55
001355



/ T112 / T113 / R112 / R113 / P93 / LK140 /
LK141

301519 FRONT CUBE LOCK

ARRUELA TRAVA CUBO DIANT. 112 AM55
001356



LK141 / LK140 / T112 / T113 / R113 / R112 / P93 /

314876 SATELITE PROT. WASHER

ARRUELA PROT. SATELITES
001473
264703



111 / T112 / K112 / R112 / K113 /

314877 PLAN. PROT. WASHER

ARRUELA PROT. PLANETARIAS
001474
264704



111 / T112 / K112 / R112 / K113 /

315485 PLAN. PROT.

ARRUELA PROT. PLANETARIAS (RBP830)
001480



T112 / T113 / R113 / R112 / R142 / T142 / R143 /

315486 SATELITE PROT.

ARRUELA PROT. SATELITES (RBP830)
001481



T112 / T113 / R113 / R112 / R142 / T142 / R143 /

315553 GEAR BOX WASHER

ARRUELA CANECA TRANSFERENCIA
003705
244589



/ 111 / LK140 / LK141 / T112 / R112 / T142 /
R142 / R113 / T113 / R143

315554 PLANETARY PROT.

ARRUELA PROT. PLANET. "G" 112/113
001482



T112 / R112 /

322289 TIMING GEAR BRASS

ARRUELA ACO ENGR. DISTRIB. 113
003731



R112 / T112 / K112 / F112 / R113 / T113 / K113 /
F113 / L113 / 114 /

364666 WASHER

ARRUELA PARAF. CX. SATELITES S.4
011878



T112 / T113 / F113 / R113 / R112 / R142 / T142 /
K113 / R143 / L113 / P93 / K124 / F94 / K94 /

383112 HUB RED. COVER SCREW

ARRUELA PARAFUSO TAMPA RED. CUBO
001638



/ R113 / T113 / R143 / T112 / R112 / T142 / R142

389419 WHEEL BEARING WASHER

ARRUELA PROT. PLANET. CX. 113/43/94/114/
007969
1422910



T113 / K113 / R143 / P93 / 114 / 124 / 164 / P.G.
R. / K124 / 94 / K94 /

61307 AIR REAR SUSP. EXCENTR.

ARRUELA EXCENTR. SUSP. TRAS. AR B111/
000074



/ BR115 / BR116 / B111

807331 WATER PUMP SHAFT

ARRUELA EIXO B'B D'AGUA
002173



111 / T112 / T113 / F113 / R113 / K112 / R112 /
F112 / K113 / L113 / 114 / 124 / 164 / P.G.R. / 94 /

1.10 ARRUELA DE VEDACAO

SEALING WASHER

1373790 WASHER MANIFOLD

ARRUELA VULCAN. COLETOR COMB.S.4
010826
1374843



TODOS /

1373793 WASHER

ARRUELA VULCAN. VALV. RETORNO S.4
010827



/ P.G.R. / 94 / 114 / 124 / 164 / K94 / F94 / K124

1373794 WASHER

ARRUELA VULCAN. COMPRESSOR S.4
010828



114 / 124 / 164 / P.G.R. / K124 / 94 / F94 / K94 /

1374842 SEALING WASHER CLY

ARRUELA VEDACAO CABECOTE S.4
009187
2302651
1735681
1478427
1442218
1373789



TODOS /

1423610 WASHER

ARRUELA VULCAN. BUJAO CARTER S.4
010432
1439814



114 / 124 / 164 / P.G.R. / K124 / 94 / F94 / K94 /

1.11 ASSENTO

SEAT

137661 BONNET LOCK GUIDE

ASSENTO GUIA TRAVA CAPO 111
002574



L75 / L76 / 110 / 111 /

159981 BALL PIN SEAT

ASSENTO PINO ESFERICO TERM. DIRECAO
000404



L75 / L76 / LK141 / LK140 / 110 / 111 / B75 / B76 /

159983 TIE ROD END SPRING DEAT

ASSENTO MOLA TERM. DIRECAO
000406



L75 / L76 / LK141 / LK140 / 110 / 111 / B75 / B76 /

170083 SPRING UPPER GUIDE

ASSENTO SUP. MOLA CAB. MOTOR
000461
1395189



LK141 / LK140 / 111 / T112 / T113 / F113 / R113 /
K112 / R112 / R142 / T142 / F112 / K113 / R143 /

170084 SPRING LOWER GUIDE

ASSENTO INF. MOLA CAB. MOTOR 111/2/3
000462
1385563



LK141 / LK140 / 111 / T112 / T113 / F113 / R113 /
K112 / R112 / R142 / T142 / F112 / K113 / R143 /

1.12 ATUADOR

ACTUATOR

1335485 CLUTCH FORK BEARING

ATUADOR GARFO EMBREAGEM S.4
011029
1753479



T113 / R113 / K113 / P93 / 114 / 124 / 164 / P.G.
R. / K124 / 94 / K94 / K114 /

1.13 BICO REFRIGERACAO NOZZLE COOLING

1375429 PISTON NOZZLE COOLING

BICO REFRIG. PISTAO MOTOR 114/124//E
003664



114 / 124 / 94 / K94 /

2153906 PISTON NOZZLE COOLING P.

BICO REFRIG. PISTAO MOTOR P.G.R.T.
018876
2107545



K112 / 114 / 124 / P.G.R. / 94 / K114 / P.G.R.S. /

275873 PISTON NOZZLE COOLING

BICO REFRIG. PISTAO MOTOR 111/2/3
001143
1347253



111 / T112 / T113 / F113 / R113 / K112 / R112 /
F112 / K113 / L113 /

1.14 BOMBA D'AGUA WATER PUMP

139007 WATER PUMP 110

B'B D'AGUA 110
000240



L75 / L76 / 110 / B75 / B76 /

1508533 WATER PUMP SERIE 4

B'B D'AGUA S4 114/24
006592
1896752
1353072
0552000



114 / 124 / K124 / 94 / K94 / K114 /

1508533 B WATER PUMP S4 114/24

B'B D'AGUA S4 114/24 =C/VOLUTA=
014372
1353072 B
0552000 B



1789522 WATER PUMP S4 AFTER

B'B D'AGUA S4 =APOS 2005=
011879
1787120
1546188
1533783
570965



114 / 124 / P.G.R. / K124 / 94 / K94 / K114 /

1789522 B WATER PUMP S4 =AFTER

B'B D'AGUA S4 =APOS 2005= C/VOLUTA=
014373
1787120 B
1546188 B



2006397 WATER PUMP 440 HP P.G.R.

B'B D'AGUA MOTOR 440 CV P.G.R./N.T.G.
018847
2224112
2224045
2006210
1884327
1789555
1778923



P.G.R. / G440 / G480 / R440 / R480 /

259065 WATER PUMP 111

B'B D'AGUA 111
001065
0553000



/ BR116 / B111 / L111 / L101

259065 A WATER PUMP 111 WITH

B'B D'AGUA 111 =ROTOR POLIAMIDA=
005898



111 / BR116 / B111 / L101 /

292761 WATER PUMP 112/113

B'B D'AGUA 112/3
001259
524866
1672680
1314406
0553001



T112 / T113 / F113 / R113 / K112 / R112 / F112 /
K113 / L113 /

292761 A WATER PUMP 112/3 WITH

B'B D'AGUA 112/3 =ROTOR POLIAMIDA=
005897
1672680 A
524866 A



T112 / T113 / F113 / R113 / K112 / R112 / F112 /
K113 / L113 /

292762 WATER PUMP 142

B'B D'AGUA 142 =S/ENGRENAGEM=
001260
320592



LK141 / R142 / T142 / R143 / T143 /

292762 A WATER PUMP 142 WITH

B'B D'AGUA 142 =C/ENGRENAGEM=
003084
320592 A



LK141 / R142 / T142 /

1.15 BOMBA DE OLEO OIL PUMP

1120646 GEAR OIL PUMP 114/124/143

BOMBA OLEO CAMBIO 94/114/124/143
003342
1426449



T113 / R113 / K113 / R143 / P93 / 114 / 124 / 164
/ K124 / 94 / K94 /

194838 GEARBOX OIL PUMP 111/2/3/

BOMBA OLEO CAMBIO 111/2/3
000698



/ L111 / T112 / T113 / F113 / K113 / R113 / K112
/ R112 / R142 / L113 / T142 / F112

194838 A GEARBOX OIL PUMP 111/2/3/

BOMBA OLEO CAMBIO 111/2/3 =25% + VAZAO=
003509



T112 / T113 / F113 / R113 / K112 / R112 / R142 /
T142 / F112 / K113 / L113 / L111 /

1.16 BUCHAS DIVERSAS
BUSHING ALL TYPE
128680 FRONT SPRING THREAD

BUCHA ROSCADA MOLA DIANTEIRA 111/2/3
000174



L75 / L76 / LK141 / LK140 / 110 / 111 / T112 / T113 / F113 / K112 / R142 / F112 / F113 / K113 /

1300030 INJ. PUMP COUPLING

BUCHA LAM. ACOPL. B'B INJ. 113 =ACO TEMP.
002457



T113 / R113 / K113 / L113 /

1305109 BUSHING

BUCHA CIL. COMANDO CX. CAMBIO S.4
011665



T113 / K113 / R143 / P93 / 114 / 124 / 164 / P.G.
R. / K124 / 94 / K94 /

132341 CLUTCH FORK AXLE

BUCHA EIXO GARFO EMBR. 111
002947



/ LK140 / LK141 / L75 / L76 / B75 / B76 / 110 / 111

134488 KING PIN BUSHING

BUCHA BRONZE INF. PINO MESTRE
000213
175998



LK141 / LK140 / 111 / T112 / T113 / F113 / R113 / R112 / R112 / R142 / F112 / K113 / R143 /

135470 BUSHING

BUCHA ESPAC. DIV. APLIC. 113/43/S.4
009233



111 / T112 / T113 / F113 / R113 / K112 / R112 / R142 / T142 / F112 / K113 / R143 / L113 /

1377562 FRONT CAB 4 TIP

BCH. SUSP. CAB. 4 PONTAS DIANT. P94/114/
006168
2250372
2129313
1394544



114 / 124 / 164 / P.G.R. / 94 /

1377562 A FRONT CAB 4 TIP

BCH. SUSP. CAB. 4 PONTAS DIANT. P94/114/
026961


141163 REAR WHEEL BUSHING

BUCHA PATIM TRASEIRO
000299



/ LK141 / LK140 / 111 / T112 / T113 / F113 / R113 / R112 / R112 / R142 / F112 / K113 /

141164 FRONT WHEEL BUSHING

BUCHA PATIM DIANTEIRO
000300



L75 / L76 / LK141 / LK140 / 110 / T112 / T113 / F113 / R113 / K112 / R112 / R142 / F112 /

141168 REAR AXLE "S" BUSHING

BUCHA BRONZE EIXO "S" TRASEIRO
000302



/ T112 / T113 / 114 / 124 / 164 / F113 / K113 / R113 / R143 / P93 / K112 / R112 / L75 / L76 /

156168 A PIN INNER BUSHING 172494

BUCHA INF. PINO 172494 (BRONZE)
000384



T112 / T113 / F113 / R113 / K112 / R112 / R142 / T142 / F112 / K113 / R143 / L113 /

171232 KING PIN SUP. BUSHING

BUCHA BRONZE SUP. PINO MESTRE
000499
1318321
361511



/ LK141 / LK140 / 111 / T112 / T113 / R113 / R112 /

174653 DIFFERENTIAL CROSS

BUCHA CRUZETA DIFERENCIAL 111/2/3
005585



/ T112 / T113 / R113 / R112 / R142 / 111 / T142 /

1788239 CABIN FRONT SUSPENSION

BUCHA SUSP. PARTE DIANT. CABINE P.G.R.
023372



P.G.R. / P.G.R.S. /

180435 OIL PAN PLUG THREADED

BUCHA BUJAO CARTER 111/2/3
000575



/ L76 / LK141 / LK140 / 110 / 111 / T112 / T113 / F113 / R113 / K112 / R112 / R142 / T142 / F112 /

1892896 CABIN FRONT SUSPENSION

BUCHA SUSP. DIANT. CABINE G/R
023373



P.G.R. / P.G.R.S. /

1899368 BUSHING RETARDER

BUCHA CARCACA RETARDER GR805/905 P.G.
025408
1764029


192641 INJECTION PUMP COUPLING

BUCHA ACOPLAMENTO B'B INJ. (TEMPERADA)
000657



/ 111

1961366 FRONT CAB 4 TIP

REPARO BCH. SUSP. CAB. S.4/P.G.R.T
018255



94 / 114 / 124 / 164 / P.G.R. /

1961366 A FRONT CAB 4 TIP

REPARO BCH. SUSP. CAB. S.4/P.G.R.T =
018259



114 / 124 / 164 / P.G.R. / 94 /

213606 TURNING BAR BEARING

BUCHA INT. MANCAL ESTAB. =RETIFICADA=
009826



LK141 / LK140 / 111 / T112 / T113 / F113 / R113 / R112 / R112 / R142 / T142 / F112 / K113 / R143 /

244780 TRANSMISSION BUSHING

BUCHA CANECA CX. MUD. 111/2/3
002702



LK141 / LK140 / 111 / T112 / T113 / R113 / K112 / R112 / R142 / T142 / K113 / R143 / 114 / 124 /

280868 INJ. PUMP COUPLING

BUCHA LAM. ACOPL. B'B INJ. 112 =ACO TEMP=
001181



T112 / K112 / R112 / R142 / T142 / F112 /

1.16 BUCHAS DIVERSAS BUSHING ALL TYPE

289336 FRONT AXLE BUSHING 112/
BUCHA BRONZE EIXO "S" DIANT.112/3
001226
134494



L75 / L76 / LK141 / LK140 / 110 / 111 / T112 /
T113 / F113 / R113 / K112 / R112 / R142 / T142 /

30024 TILT CYLINDER BUSHING
BUCHA CILINDRO BASCUL.
017458



304788 AXLE BRONZE CLUTCH
BUCHA BRONZE EIXO COM. EMBR.
001398



T112 / K112 / R112 / R142 / T142 / F112 /

311448 TIMING GEAR INTERM.
BUCHA ENGR. INTERM. DISTRIB. 111/2/3
005204



111 / T112 / T113 / F113 / R113 / K112 / R112 /
F112 / K113 / L113 /

335683 GEAR BOX COVER BUSHING
BUCHA BRONZE TAMPA CX. CAMBIO 112/3
002598
1372543



T112 / T113 / F113 / R113 / K112 / R112 / R142 /
T142 / F112 / K113 / R143 /

348907 CLUTCH FORK BEARING
BUCHA ROL. GARFO EMBREAGEM 112
001581



T112 / T113 / R113 / R112 / R142 / T142 / K113 /
R143 / P93 /

357591 AXLE BRONZE CLUTCH
BUCHA BRONZE EIXO COM. EMBR.
001603
174862



T112 / T113 / F113 / R113 / K112 / R112 / R142 /
T142 / F112 / K113 / L113 /

361913 FUEL TANK SCREW
BUCHA PARAF. CINTA TANQUE 113
002605



/ T113 / R113 / R143 / P93

1.17 BUJAO PLUG

1321245 PLUG
BUJAO MAGNETICO CX. CAMBIO S.4
011748
1741937



T113 / R113 / K113 / P93 / 114 / 124 / 164 / P.G.
R. / K124 / 94 / K94 /

1323431 PLUG
BUJAO CAIXA CAMBIO 113/S.4
010289
1741936



T113 / R113 / K113 / R143 / P93 / 114 / 124 / 164
/ P.G.R. / K124 / 94 / K94 /

1323432 PLUG
BUJAO RETARDER/PLANETARIA S.4
011749
1778167



T113 / K113 / R143 / P93 / 114 / 124 / 164 / P.G.
R. / 94 /

1325259 ENGINE HEAD SEAL
BUJAO SELO CABEC. MOTOR 111/2/3/4
006122
1342957



111 / T112 / T113 / F113 / R113 / K112 / R112 /
F112 / K113 / L113 / 114 /

1342956 BLOCK SEAL CYLINDER
BUJAO SELO DO BLOCO 111/2/3/4
003566
1332303



/ T112 / T113 / 114 / 124 / F113 / K113 / R113 /
R143 / K112 / R112 / R142 / LK141 / LK140 / 111 /

1387297 PLUG
BUJAO ENGR. SOLAR CX. CAMBIO S.4
011137



114 / 124 / 164 / P.G.R. / K124 / 94 / K94 /

1423608 PLUG
BUJAO MAGNETICO CARTER 94/114/24/64
007895
1433641
1381957



L76 / LK141 / LK140 / 110 / 111 / T112 / T113 /
F113 / R113 / K112 / R112 / R142 / T142 / F112 /

1460812 REAR AXLE CARCASS
BUJAO CARC. EIXO TRAS. 94/114/24
006357
2165310
1356773



114 / 124 / 164 / P.G.R. / K124 / 94 / F94 / K94 /

1490911 PLUG
BUJAO B'B BASCUL. CABINA =ROSCA FINA=
011668
1320455



114 / 124 / 164 / 94 /

1535023 PLUG
BUJAO B'B BASCUL. CABINA =ROSCA
016286



114 / 124 / P.G.R. / 94 /

153682 DIFFERENTIAL MAGNETIC
BUJAO MAGNETICO DIFER. 111/2/3
000371



LK141 / LK140 / 111 / T112 / T113 / F113 / R113 /
K112 / R112 / R142 / T142 / F112 / K113 / R143 /

232779 ENGINE HEAD SEAL
BUJAO SELO CABECOTE MOTOR 111/2/3/4
000877



111 / T112 / T113 / F113 / R113 / K112 / R112 /
F112 / K113 / L113 / 114 /

1.17 BUJAO

PLUG

235434 DIFFERENTIAL MAGNETIC

BUJAO MAGNETICO DIFER. 111/2/3/4
000909



/ LK141 / LK140 / 111 / T112 / T113 / F113 / R113 / K112 / R112 / R142 / T142 / F112 / K113 /

294938 TRANSMISSION DRIVING

BUJAO EIXO PRIM. CX. CAMBIO 112/113
003421



T112 / T113 / R113 / R112 / R142 / T142 /

340099 MAGNETIC CRANKCASE

BUJAO MAGNETICO CARTER 112/3
001568
524416



L76 / LK141 / LK140 / 110 / 111 / T112 / T113 / F113 / R113 / K112 / R112 / R142 / T142 / F112 /

812371 PLUG

BUJAO COLETOR ADMISSAO T/F/K 113
007883
177818
165821



/ F113 / K113 / R113 / T113 / R143 / L113 / K112 / F112 / T112 / R112 / T142 / R142

1.18 CABECOTE FILTRO

CYLINDER HEAD FILTER

1362289 FUEL FILTER SEAT

CABECOTE FILTRO DIESEL 114/124
005584



/ 114 / 124 / K124 / 94 / F94 / K94

1393641 FUEL FILTER SEAT

CABECOTE FILTRO RACOR S.4
009260
3760907038



114 / 124 / P.G.R. / K124 / 94 / F94 / K94 /

1409880 WATER FILTER CYLINDER

CABECOTE FILTRO D'AGUA S.4
009261
1452287
1374516



114 / 124 / K124 /

228805 TURBINE FILTER BRACKET

CABECOTE FILTRO OLEO TURBO 111/2
000834



LK141 / LK140 / 111 / T112 / T113 / F113 / R113 / K112 / R112 / R142 / T142 / F112 / K113 / L113 /

350483 WATER FILTER CYLINDER

CABECOTE FILTRO D'AGUA FL/K/T113/R143
006006



F113 / K113 / R113 / T113 / R143 / L113 / T112 / R112 / K112 /

525356 DIESEL FILTER SEAT 112/3

CABECOTE FILTROS DIESEL 112/3
001756
525360
330322
1300150



T112 / T113 / F113 / R113 / K112 / R112 / R142 / T142 / F112 / K113 / L113 / P93 /

1.19 CAIXA DE BATERIA

BATTERY BOXE

1674750 BATTERY BOX BRACKET T/

SUPORTE ARM. COMPL. CX. BATERIA T/R113
002917



/ T113 / R113 / R143

1.20 CALCO

SHIM

1104034 SELECT GEAR BOX

CALCO REG. SELETORA CX. CAMBIO =0,
006352



T113 / R113 / K113 / R143 / P93 / 114 / 124 / 164 / P.G.R. / K124 / 94 / K94 /

1104035 SELECT GEAR BOX

CALCO REG. SELETORA CX. CAMBIO =0,
006353



T113 / R113 / K113 / R143 / P93 / 114 / 124 / 164 / P.G.R. / K124 / 94 / K94 /

1104036 SELECT GEAR BOX

CALCO REG. SELETORA CX. CAMBIO =0,
006354



T113 / R113 / K113 / R143 / P93 / 114 / 124 / 164 / P.G.R. / K124 / 94 / K94 /

1104069 SHIM

CALCO REG. CAMBIO S.4 = 0.30MM= ACO
010302



T113 / R143 / 114 / 124 / 164 / P.G.R. / 94 /

1.20 CALCO

SHIM

1104070

SHIM

CALCO REG. CAMBIO S.4 = 0,40MM= ACO
010303



T113 / R143 / 114 / 124 / 164 / P.G.R. / 94 /

1104071

SHIM

CALCO REG. CAMBIO S.4 = 0,50MM= ACO
010304



T113 / R143 / 114 / 124 / 164 / P.G.R. / 94 /

1113914

SHIM IN 0X1,00MM

CALCO REG. CAMBIO S.4 = 1,00MM= ACO
010305



T113 / K113 / R143 / P93 / 114 / 124 / 164 / P.G.
R. / K124 / 94 / K94 /

1115642

AXLE SLEEVE REGULATOR

CALCO REG. MANGA EIXO 114/124 - 0,15MM
003842



114 / 124 / 164 / P.G.R. / K124 / 94 / F94 / K94 /

132713

PIN SLEEVE REGULATOR

CALCO REG. PINO MANGA 2,00MM
000202



L76 / LK141 / LK140 / 110 / 111 / T112 / T113 /
F113 / R113 / K112 / R112 / R142 / T142 / F112 /

132714

PIN SLEEVE REGULATOR

CALCO REG. PINO MANGA 0,80MM
000203



L76 / LK141 / LK140 / 110 / 111 / T112 / T113 /
F113 / R113 / K112 / R112 / R142 / T142 / F112 /

132715

PIN SLEEVE REGULATOR

CALCO REG. PINO MANGA 0,20MM
000204



L76 / LK141 / LK140 / 110 / 111 / T112 / T113 /
F113 / R113 / K112 / R112 / R142 / T142 / F112 /

1339057

REAR HUB ADJUSTING

CALCO REG. CUBO TRAS. 113 - 0,40MM
010858



/ 111 / F112 / F113 / K112 / K113 / L113 / LK140 /
LK141 / R112 / R113 / T112 / T113

1339059

REAR HUB ADJUSTING

CALCO REG. CUBO TRAS. 113 - 1,00MM
010860



/ 111 / F112 / F113 / K112 / K113 / L113 / LK140 /
LK141 / R112 / R113 / T112 / T113

1339684

AXLE PIN BRACKET

CALCO APOIO PINO MANGA EIXO 114/124
003846
2013586



114 / 124 / 164 / P.G.R. / K124 / 94 / F94 / K94 /

1546784

CYLINDER LINER SHIM 0,10

CALCO CAMISA 0,10 MM - S.4
009910



114 / 124 / 164 / P.G.R. / K124 /

1546785

CYLINDER LINER SHIM 0,15

CALCO CAMISA 0,15 MM - S.4
009911



114 / 124 / 164 / P.G.R. / K124 /

1546786

CYLINDER LINER SHIM 0,

CALCO CAMISA 0,25 MM - S.4
009912



114 / 124 / 164 / P.G.R. / K124 /

1546787

CYLINDER LINER SHIM 0,

CALCO CAMISA 0,20 MM - S.4
009021



114 / 124 / 164 / P.G.R. / K124 /

1546788

CYLINDER LINER SHIM 0,

CALCO CAMISA 0,30 MM - S.4
009022



114 / 124 / 164 / P.G.R. / K124 /

1546789

CYLINDER LINER SHIM 0,

CALCO CAMISA 0,40 MM - S.4
009023



114 / 124 / 164 / P.G.R. / K124 /

1546790

CYLINDER LINER SHIM 0,

CALCO CAMISA 0,50 MM - S.4
009913



114 / 124 / 164 / P.G.R. / K124 /

160444

STEERING KNUCKLE

CALCO MAIOR M.EIXO 113 - 0,50 MM
000409



T112 / T113 / F113 / R113 / K112 / R112 / R142 /
T142 / F112 / K113 / R143 / L113 /

160445

STEERING KNUCKLE

CALCO MENOR M. EIXO 112/3 - 0,50 MM
000410



/ L75 / L76 / LK141 / LK140 / 110 / 111 / T112 /
T113 / F113 / R113 / K112 / R112 / R142 / T142 /

165815

CYLINDER LINER SHIM 0,15

CALCO CAMISA 0,15 MM
002543
1118374



L75 / L76 / 110 / 111 / T112 / T113 / F113 / R113 /
K112 / R112 / F112 / K113 / L113 / B75 / B76 /

165816

CYLINDER LINER SHIM 0,

CALCO CAMISA 0,20 MM
000436
1118376



L75 / L76 / 110 / 111 / T112 / T113 / F113 / R113 /
K112 / R112 / F112 / K113 / L113 / B75 / B76 /

165817

CYLINDER LINER SHIM 0,

CALCO CAMISA 0,25 MM
000437
1118377



/ L75 / L76 / 110 / 111 / T112 / T113 / F113 /
R113 / K112 / R112 / F112 / K113 / L113 / B75 /

165818

CYLINDER LINER SHIM 0,

CALCO CAMISA 0,30 MM
000438
1114036



L75 / L76 / 110 / 111 / T112 / T113 / F113 / R113 /
K112 / R112 / F112 / K113 / L113 / B75 / B76 /

165819

CYLINDER LINER SHIM 0,

CALCO CAMISA 0,50 MM
000439
1118379



L75 / L76 / 110 / 111 / T112 / T113 / F113 / R113 /
K112 / R112 / F112 / K113 / L113 / B75 / B76 /

1.20 CALCO
SHIM
184417 DIFFERENTIAL REG. SHIM 0,

 CALCO REGUL. DIF. 0,30MM
000603


LK141 / LK140 / 110 / 111 / T112 / T113 / F113 / R113 / K112 / R112 / R142 / T142 / F112 / K113 /

184418 DIFFERENTIAL REG. SHIM 0,

 CALCO REGUL. DIF. 0,40MM
000604


LK141 / LK140 / 110 / 111 / T112 / T113 / F113 / R113 / K112 / R112 / R142 / T142 / F112 / K113 /

184418 T DIFFERENTIAL REG. SHIM 0,

 CALCO REGUL. DIF. 0,40MM =TEMP.=
003726


/ 110 / 111 / 114 / 124 / 164 / 94 / F112 / F113 / K112 / K113 / L113 / LK140 / LK141 / R112 / R113 /

184419 DIFFERENTIAL REG. SHIM 0,

 CALCO REGUL. DIF. 0,50MM
000605


LK141 / LK140 / 110 / 111 / T112 / T113 / F113 / R113 / K112 / R112 / R142 / T142 / F112 / K113 /

1866876 CYLINDER LINER SHIM 0,10

 CALCO CAMISA 0,10 MM P.G.R.
024888

1866877 CYLINDER LINER SHIM 0,

 CALCO CAMISA 0,15 MM P.G.R.
024889

1866879 CYLINDER LINER SHIM 0,

 CALCO CAMISA 0,20 MM - PGR
018834


114 / 124 / P.G.R. / K124 / 94 / K94 / K114 / P.G. R.S. / L94 /

1866880 CYLINDER LINER SHIM 0,

 CALCO CAMISA 0,30 MM - PGR
018835


114 / 124 / P.G.R. / K124 / 94 / K94 / K114 / P.G. R.S. / L94 /

1866881 CYLINDER LINER SHIM 0,

 CALCO CAMISA 0,40 MM - P.G.R.
018836


114 / 124 / P.G.R. / K124 / 94 / K94 / K114 / P.G. R.S. / L94 /

204735 TANDEM AXLE REGULATOR

 CALCO REG. EIXO TANDEM 0,25MM 112/3
000727


LK141 / 111 / T112 / T113 / R113 / R112 / R142 / T142 / R143 /

204736 TANDEM AXLE REGULATOR

 CALCO REG. EIXO TANDEM 0,50MM 112/3
003432


LK141 / 111 / T112 / T113 / R113 / R112 / R142 / T142 / R143 /

273027 REAR HUB ADJUSTING

 CALCO REG. CUBO TRAS. 111/2/3 - 0,10MM
001120


LK141 / LK140 / 111 / T112 / T113 / F113 / R113 / K112 / R112 / F112 / K113 / L113 /

273028 REAR HUB ADJUSTING

 CALCO REG. CUBO TRAS. 111/2/3 - 0,25MM
001121
1339056


LK141 / LK140 / 111 / T112 / T113 / F113 / R113 / K112 / R112 / F112 / K113 / L113 /

273029 REAR HUB ADJUSTING

 CALCO REG. CUBO TRAS. 111/2/3 - 0,50MM
001122
1339058


/ LK141 / LK140 / 111 / T112 / T113 / F113 / R113 / K112 / R112 / F112 / K113 / L113 /

284813 GEARBOX ADJUSTING

 CALCO REG. EIXO PRIM. 0,25 =ACO TEMP.=
001199


LK141 / T112 / T113 / F113 / R113 / K112 / R112 / R142 / T142 / F112 / K113 / R143 /

284814 GEARBOX ADJUSTING

 CALCO REG. EIXO PRIM. 0,30 =ACO TEMP.=
001200


LK141 / T112 / T113 / F113 / R113 / K112 / R112 / R142 / T142 / F112 / K113 / R143 /

284815 GEARBOX ADJUSTING

 CALCO REG. EIXO PRIM. 0,40 =ACO TEMP.=
001201


LK141 / T112 / T113 / F113 / R113 / K112 / R112 / R142 / T142 / F112 / K113 / R143 /

284818 GEARBOX ADJUSTING

 CALCO REG. EIXO SEC. 0,25
002985


F113 / K112 / F112 / K113 / L113 /

284819 GEARBOX ADJUSTING

 CALCO REG. EIXO SEC. 0,30
002986


F113 / K112 / F112 / K113 / L113 /

301901 CYLINDER LINER SHIM 0,10

 CALCO CAMISA 0,10 MM
001365
1118375
165814


L75 / L76 / 110 / 111 / T112 / T113 / F113 / R113 / K112 / R112 / F112 / K113 / L113 / B75 / B76 /

329346 AXLE SLEEVE REGULATOR

 CALCO REG. MANGA EIXO 114/124 - 1,00MM
003845


114 / 124 / 164 / P.G.R. / K124 / 94 / F94 / K94 /

329347 AXLE SLEEVE REGULATOR

 CALCO REG. MANGA EIXO 114/124 - 0,50MM
003844


114 / 124 / 164 / P.G.R. / K124 / 94 / F94 / K94 /

329348 AXLE SLEEVE REGULATOR

 CALCO REG. MANGA EIXO 114/124 - 0,25MM
003843


114 / 124 / 164 / P.G.R. / K124 / 94 / F94 / K94 /

329349 AXLE SLEEVE REGULATOR

 CALCO REG. MANGA EIXO 114/124 - 0,10MM
003841


114 / 124 / 164 / P.G.R. / K124 / 94 / F94 / K94 /

1.20 CALCO

SHIM

35774 CYLINDER LINER SHIM 0,

CALCO CAMISA 0,40 MM

001604
1118378



L75 / L76 / 110 / 111 / T112 / T113 / F113 / R113 / K112 / R112 / F112 / K113 / L113 / B75 / B76 /

378637 SEC. BOX AXLE REGUL.

CALCO REG. 0,25MM EIXO SEC. GRSH900 114/

007144



T113 / R113 / K113 / R143 / P93 / 114 / 124 / 164 / P.G.R. / K124 / 94 / K94 /

378638 SEC. BOX AXLE REGUL.

CALCO REG. 0,30MM EIXO SEC. GRSH900 114/

007145



T113 / R113 / K113 / R143 / P93 / 114 / 124 / 164 / P.G.R. / K124 / 94 / K94 /

378639 SEC. BOX AXLE REGUL.

CALCO REG. 0,40MM EIXO SEC. GRSH900 114/

007146



T113 / R113 / K113 / R143 / P93 / 114 / 124 / 164 / P.G.R. / K124 / 94 / K94 /

41998 HUB ADJUSTING WASHER

CALCO REG. CUBO AM55 1,00MM

000052



L75 / L76 / LK141 / LK140 / 110 / 111 / T112 / T113 / R113 / R112 / P93 / B75 / B76 /

41999 HUB ADJUSTING WASHER

CALCO REG. CUBO AM55 0,50MM

000053



L75 / L76 / LK141 / LK140 / 110 / 111 / T112 / T113 / R113 / R112 / P93 / B75 / B76 /

42000 HUB ADJUSTING WASHER

CALCO REG. CUBO AM55 0,25MM

000054



L75 / L76 / LK141 / LK140 / 110 / 111 / T112 / T113 / R113 / R112 / P93 / B75 / B76 /

42001 HUB ADJUSTING WASHER

CALCO REG. CUBO AM55 0,10MM

000055



L75 / L76 / LK141 / LK140 / 110 / 111 / T112 / T113 / R113 / R112 / P93 / B75 / B76 /

42750 HUB ADJUSTING WASHER

CALCO REG. CUBO AM60 1,00MM

000057



T112 / T113 / F113 / R113 / K112 / R112 / R142 / T142 / F112 / K113 / R143 / L113 /

42751 HUB ADJUSTING WASHER

CALCO REG. CUBO AM60 0,50MM

000058



T112 / T113 / F113 / R113 / K112 / R112 / R142 / T142 / F112 / K113 / R143 / L113 /

42752 HUB ADJUSTING WASHER

CALCO REG. CUBO AM60 0,25MM

000059



T112 / T113 / F113 / R113 / K112 / R112 / R142 / T142 / F112 / K113 / R143 / L113 /

42753 HUB ADJUSTING WASHER

CALCO REG. CUBO AM60 0,10MM

000060



T112 / T113 / F113 / R113 / K112 / R112 / R142 / T142 / F112 / K113 / R143 / L113 /

1.21 CAMISA

CYLINDER LINER

1414341 SLEEVE INJECTOR

CAMISA BICO INJETOR

024347



1.22 CAPA

COVER

1529334 COVER STABILIZER BAR

CAPA BARRA ESTAB./TORRE CABINE L.E.S4

018976
1421163



114 / 124 / 164 / 94 /

1529335 COVER STABILIZER BAR

CAPA BARRA ESTAB./TORRE CABINE L.D.S4

018977
1421164



114 / 124 / 164 / 94 /

169136 CROSS CAP OF 264.043

CAPA CRUZETA 264.043

000450



110 / 111 / F113 / K112 / F112 /

208179 CROSS CAP OF 264.044

CAPA CRUZETA 264.044

000744



LK141 / LK140 / T112 / T113 / R113 / R112 / R142 / T142 /

1.22 CAPA COVER

246637 VALVE CAP DS-11 (UP)

CAPA DE VALVULAS DS-11 (ALTA)

001005
1371619



/ LK140 / 111 / T112 / T113 / F113 / R113 / K112
/ R112 / F112 / K113 / R143 / L113

246638 VALVE CAP D11/DS14 (LOW)

CAPA DE VALVULAS D11/DS14 (BAIXA)

001006
1414392



/ LK141 / 111 / T112 / T113 / F113 / R113 / K112
/ R112 / R142 / T142 / F112 / K113 / L113 / P93

273792 RAD. RUBBER BUSHING

CAPA DO COXIM LATERAL RAD. 112/3

002647



T112 / T113 / F113 / R113 / R112 / R142 / T142 /
R143 / P93 /

390226 CROSS CAP OF 390.225

CAPA CRUZETA 390225

004366
MC02A



T113 / R113 / R143 / 114 / 124 / 164 / P.G.R. / 94 /

545357 U JOINT CAP FOR 294383 /

CAPA CRUZETA 365901

004365
MC01A
365894



T113 / R113 / K112 / K113 / R143 / L113 / P93 /

1.23 CARCACA HOUSING

1443109 GEAR COVER

CAPA SECA CAMBIO S.4

011179
1433199



114 / 124 / 164 / K124 / 94 / K94 /

177741 WATER PUMP HOUSING 110

CARCACA B'B D'AGUA 110

000561



/ L75 / L76 / 110 / B75 / B76

290818 WATER PUMP HOUSING 142

CARCACA B'B D'AGUA 142

002903
324204



LK141 / R142 / T142 /

290865 WATER PUMP HOUSING 112

CARCACA USINADA B'B D'AGUA 112

001243



L113 / 112 /

315975 SPEED PINION HOUSING

CARCACA MANCAL EXCENTR. PINHAO

003783

imagem
indisponivel

R113 / T113 // R143 / T112 / R112 / R142 / T142

352751 CLUTCH ROLLER BEARING

CARCACA ROL. EMBREAGEM 112/3

001585
352752
1367605



T112 / T113 / F113 / R113 / K112 / R112 / F112 /
K113 / L113 /

352751 X CLUTCH BEARING HOUSING

CARCACA ROL. EMBR. C/ PASTILHA 112/3

015603
1367605 X



T112 / T113 / F113 / R113 / K112 / R112 / F112 /
K113 / L113 /

1.24 CASTANHA CLAMP

125861 CLUTCH SCREW HALF

MEIA CASTANHA MANCAL PARAF. EMBR. 111

000157



L75 / L76 / 110 / 111 / B75 / B76 /

65286 REAR WHEEL CLAMP 110/1/

CASTANHA TRAS. 110/1/2/3 E CARRETAS

000118
64252



L75 / L76 / LK141 / LK140 / 110 / 111 / T112 /
T113 / F113 / R113 / K112 / R112 / R142 / T142 /

1.25 CHAVETA KEY

17113 VALVE KEY

CHAVETA DE VALVULA

000019
1501351



L75 / L76 / LK141 / LK140 / 110 / 111 / T112 /
T113 / F113 / R113 / K112 / R112 / R142 / T142 /

1.26 CILINDRO CYLINDER

1355979 CLUTCH CYLINDER S4

CIL. EMBR. S.4 =CX.GR801/GRS890/GRS900/

017961
1754943
1545626
1532517



114 / 124 / 164 / P.G.R. / K124 / 94 / K94 / K114 /

1358801 CLUTCH MASTER

CIL. MESTRE EMBREAGEM 113 =FERRO=

007263
1361136
1358800
1105332



T113 / F113 / R113 / R143 / P93 /

1358801 A CLUTCH MASTER

CIL. MESTRE EMBREAGEM 113 =ALUMINIO=

003096
1361136 A
1358800 A
1105332 A



T113 / F113 / R113 / R143 / P93 /

1400769 ENGINE BRAKE CYLINDER

CIL. ACION. FREIO MOTOR - SERIE 4

005800
1376474



114 / 124 / K124 / 94 / F94 / K94 / K114 /

1507790 ENGINE BRAKE CYLINDER

CIL. ACION. FREIO MOTOR - SERIE 5

018738
1821737



114 / 124 / P.G.R. / K124 / K114 /

1673553 ENGINE BRAKE CYLINDER

CIL. ACION. FREIO MOTOR 113

003490
1677877
1673552
1332503



T113 / F113 / R113 / K113 / R143 / L113 / P93 /

523670 ENGINE BRAKE CYLINDER

CIL.ACION.FREIO MOTOR 111/2

001730
523669
204525



LK141 / LK140 / 111 / T112 / K112 / R112 / R142 /
T142 / F112 /

537194 CLUTCH CYLINDER

CIL. EMBR. C/ RESERV. 112 =ALUMINIO=

001887



T112 / R112 / R142 / T142 /

537194 A CLUTCH CYLINDER

CIL. EMBR. S/ RESERV. 112 =ALUMINIO=

003513



T112 / R112 / R142 / T142 /

537194 D CLUTCH CYLINDER IRON

CIL. EMBR. C/ RESERV. 112 =FERRO=

015165



T112 / R112 / R142 / T142 /

537194 F CLUTCH CYLINDER IROW

CIL. EMBR. S/ RESERV. 112 =FERRO=

015166



T112 / R112 / R142 / T142 /

1.27 CINTA METALICA METAL STRIPE

1401839 FUEL TANK SMALL STRAP

CINTA TANQUE COMB. PEQ. 114/124

003259
1387191



114 / 124 / 164 / P.G.R. / 94 / F94 /

1401840 FUEL TANK STRAP 114/124

CINTA TANQUE COMB. GRDE 114/124

003258
1387193



/ 114 / 124 / 164 / P.G.R. / 94 / F94

1512683 PLASTIC TANK STRAP

CINTA DIANT. TANQUE PLASTICO 114/124

016531



114 / 124 / 164 / 94 / F94 /

1512684 PLASTING TANK STRAP

CINTA TRAS. TANQUE PLASTICO 114/124

016532



114 / 124 / 164 / 94 / F94 /

1.27 CINTA METALICA

METAL STRIPE

1676627 FUEL TANK STRAP 113

CINTA TANQUE COMB. 113
002596



T113 / R113 / R143 / P93 /

303635 FUEL TANK STRAP 112.1

CINTA TANQUE COMB. 112
001384
527212
1670132



T112 / R112 / R142 / T142 /

1.28 COLETOR

COLLECTOR

1101657 PLANETARY

COLETOR OLEO TRANSM. PLAN. R143/T113
006878



/ R113 / T113 / R143

1109278 COLLECTOR EXHAUST 112

COLETOR ESCAPE 112 HW
002446
1679555
1380451



/ 112 HW / F113 / K113 / R113 / T113

1109279 CENTRAL COLLECTOR

COLETOR ESCAPE CENTRAL 112 HW
002447
1371209



T113 / F113 / R113 / K113 / 112 HW /

1374099 COLLECTOR EXHAUST 114/

COLETOR ESCAPE 114/124 C/8 ANEIS
005960
1945331
1729308
1729307
1449051



114 / 124 / K124 / K114 /

1384089 COLLECTOR EXHAUST 114/

COLETOR ESCAPE 114/124
004540
1853773
1470305
1413894
1374098



276087 EXP PIPE

LUVA COLETOR ESCAPE
001144



T112 / T113 / F113 / R113 / K112 / R112 / F112 / K113 /

354334 COLLECTOR ESCAPE 1 E 2

COLETOR ESC. 1§ E 2§ CIL. 113
004997
1374700
1356185



T113 / F113 / R113 / K113 / 112 HW /

1.29 CONE

CONE

305479 TRANSMISSION VALVE

CONE VALVULA TRANSF. 112/S4/P.G.R.S.T./F/
002533



T112 / T113 / F113 / R113 / K112 / R112 / R142 / T142 / F112 / K113 / R143 / L113 / P93 / 114 / 124

329636 CRANK SHAFT CONE 112/3/

CONE VIRABREQUIM 112/3/4
001546
1722383
131548



/ 110 / 111 / LK140 / LK141 / L75 / L76 / B75 / B76 / T112 / R112 / T142 / R142 / K112 / F112 /

41181 REAR AXLE STUD CONE

CONE PRIS. CUPULA TRAS. 111/2
000049



LK141 / 111 / T112 / T113 / F113 / R113 / K112 / R112 / R142 / T142 / F112 / K113 / R143 / L113 /

1.30 CONEXAO

CONNECTOR

128032 CONE 1/4"

ANILHA 1/4"
000167



L75 / L76 / LK141 / LK140 / 110 / 111 / T112 / T113 / F113 / R113 / K112 / R112 / R142 / T142 /

128034 CONE 3/8"

ANILHA 3/8"
000168



/ L75 / L76 / B75 / B76 / 110 / 111 / LK140 / LK141

128035 CONE 1/2"

ANILHA 1/2"
000169



L75 / L76 / LK141 / LK140 / 110 / 111 / B75 / B76 /

128036 CONE 5/8"

ANILHA 5/8"
000170



L75 / L76 / LK141 / LK140 / 110 / 111 / B75 / B76 /

1.30 CONEXAO CONNECTOR

130764 STEERING NIPPLE 111/2/3
CONEXAO FLEX. CX. DIRECAO 111/2/3
000180



/ L75 / L76 / 111 / 110 / LK140 / LK141 / T112 / R112 / K112 / F112 / T142 / R142 / F113 / K113 /

140524 SIMPLE UNION 3/8"
UNIAO SIMPLES 3/8"
000276



LK141 / LK140 / 110 / 111 /

140525 SIMPLE UNION 1/2"
UNIAO SIMPLES 1/2"
000278



LK141 / LK140 / 110 / 111 /

140526 SIMPLE UNION 5/8"
UNIAO SIMPLES 5/8"
000280



LK141 / LK140 / 110 / 111 /

140532 NUT 3/4"
PORCA LATAO 3/4"
000286



/ L75 / L76 / 110 / 111 / LK140 / LK141

1490086 CYLINDER HEAD TUBE
CONEXAO TUBO AGUA CABECOTE S.4/PGR
016201



114 / 124 / P.G.R. / 94 /

300738 TURBINE FILTER UNION 112
UNIAO FILTRO TURBINA 112
003065



F113 / K113 / R113 / T113 / L113 / T142 / R142 / T112 / R112 / P.G.R. / 94 / 114 / 124 / 164 / K94 /

302747 NIPPLE FOR HOLLOW
NIPLE BANJO P/PARAF. VAZ. M12 (812389)
002549



T112 / T113 / F113 / R113 / K112 / R112 / R142 / T142 / F112 / K113 / R143 / P93 / K124 / F94 /

66116 A DRAIN COCK 1/4
ADAPTADOR TORNEIRA DRENO (66116)
009515
950501 A
900233 A



L75 / L76 / LK141 / LK140 / 110 / 111 / T112 / T113 / F113 / R113 / K112 / R112 / R142 / T142 /

812875 UNION (R.12MM) (TO TUBE 6
UNIAO (R.12MM) (P/TUBO 6 MM-DEXT)
002376



/ T112 / T113 / F113 / K113 / R113 / R143 / P93 / K112 / R112 / R142 / T142 / F112

812876 UNION (R.14MM) (TO TUBE 8
UNIAO (R.14MM) (P/TUBO 8 MM-DEXT)
002377



T112 / T113 / F113 / R113 / K112 / R112 / R142 / T142 / F112 / K113 / R143 / P93 /

812877 UNION (R.16MM) (TO TUBE 8
UNIAO (R.16MM) (P/TUBO 10 MM-DEXT)
002378



T112 / T113 / F113 / R113 / K112 / R112 / R142 / T142 / F112 / K113 / R143 / P93 /

812878 UNION (R.18MM) (TO TUBE
UNIAO (R.18MM) (P/TUBO 12 MM-DEXT) =ACO=
002379



/ T112 / T113 / F113 / K113 / R113 / R143 / P93 / K112 / R112 / R142 / T142 / F112

813195 CYLINDER HEAD
UNIAO ACO LUBRIF. CABECOTE
002389



LK141 / LK140 / 111 / T112 / T113 / F113 / R113 / K112 / R112 / F112 / K113 / R143 / L113 / P93 /

813220 CONE 6MM
ANILHA DE 6 MM
002394
144183



110 / T112 / T113 / F113 / R113 / K112 / R112 / R142 / T142 / F112 / K113 / R143 / L113 / P93 /

813221 CONE 8MM
ANILHA DE 8 MM
002395



110 / T112 / T113 / F113 / R113 / K112 / R112 / R142 / T142 / F112 / K113 / R143 / L113 / P93 /

813222 CONE 10MM
ANILHA DE 10 MM
002396



110 / T112 / T113 / F113 / R113 / K112 / R112 / R142 / T142 / F112 / K113 / R143 / L113 / P93 /

813223 CONE 12MM
ANILHA DE 12 MM
002397



110 / T112 / T113 / F113 / R113 / K112 / R112 / R142 / T142 / F112 / K113 / R143 / L113 / P93 /

813224 CONE 16MM
ANILHA DE 16 MM
002398



110 / T112 / T113 / F113 / R113 / K112 / R112 / R142 / T142 / F112 / K113 / R143 / L113 / P93 /

814552 BRASS NUT FOR TUBE 6 MM
PORCA DE LATAO P/TUBO 6 MM
002419
812893



110 / T112 / T113 / F113 / R113 / K112 / R112 / R142 / T142 / F112 / K113 / R143 / L113 / P93 /

814553 BRASS NUT FOR TUBE 8 MM
PORCA P/TUBO 8 MM
002420
812894



110 / T112 / T113 / F113 / R113 / K112 / R112 / R142 / T142 / F112 / K113 / R143 / L113 / P93 /

814554 NUT FOR TUBE 10 MM
PORCA P/TUBO 10 MM
002421
812895



110 / T112 / T113 / F113 / R113 / K112 / R112 / R142 / T142 / F112 / K113 / R143 / L113 / P93 /

814555 NUT FOR TUBE 12 MM
PORCA P/TUBO 12 MM
002422
812896



110 / T112 / T113 / F113 / R113 / K112 / R112 / R142 / T142 / F112 / K113 / R143 / L113 / P93 /

814556 NUT FOR TUBE 16 MM
PORCA P/TUBO 16 MM
002423
812897



110 / T112 / T113 / F113 / R113 / K112 / R112 / R142 / T142 / F112 / K113 / R143 / L113 / P93 /

1.31 COXIM
RUBBER MOUNTING
1336882 ENGINE REAR MOUNT 94/

COXIM TRASEIRO MOTOR 94/114/124
003473
1371725



114 / 124 / 164 / K124 / 94 / K94 /

138849 RUBBER MOUNTING REAR

COXIM TRASEIRO MOTOR 111
000239



L75 / L76 / 110 / 111 /

1469287 GEAR BOX MOUNTING P.G.

COXIM TRASEIRO MOTOR PGR S.5
014082
1921972
1782203
1779609



114 / 124 / 164 / P.G.R. / K124 / 94 / K94 /

1496288 R ENGINE FRONT MOUNTING =

COXIM DIANT. MOTOR =3FUROS= S.4 =
024596
1778532 R
1778530 R
1496749 R
1469277 R
1423011 R


2592761 GEAR BOX MOUNTING NTG

COXIM CAMBIO NTG L.P.G.R.S
025728
2222211



P.G.R.S. / NTG /

2611113 FRONT ENGINE MONTING

COXIM DIANT. MOTOR NTG DC 18 V8
026922


2611115 FRONT ENGINE MONTING

COXIM DIANT. MOTOR NTG DC 07/DC 09
026921


2611116 FRONT ENGINE MONTING

COXIM DIANT. MOTOR NTG (DUREZA 60
025871
2611114


1.32 CUBO
CUBE/HUB
303659 FAN TRANS. HUB 112/3

CUBO DIST. VENTIL. 112/3 =FURO 10 MM=
002522



/ T112 / R112

303660 WATER PUMP HUB 112

CUBO BOMBA D'AGUA 112
001387



T112 / R112 / F113 / K113 / R113 / T113 / L113 /
K112 / F112 /

352741 HUB SHAFT CRANK FOR

CUBO VIRABR. P/CX. S/REFR. 112/3
002664



LK141 / LK140 / 111 / T112 / T113 / F113 / R113 /
K112 / R112 / R142 / T142 / F112 / K113 / L113 /

355480 HUB SHAFT CRANK FOR

CUBO VIRABR. P/CX. C/REFR. 112/3
002665
302681



LK141 / LK140 / 111 / T112 / T113 / F113 / R113 /
K112 / R112 / R142 / T142 / F112 / K113 / L113 /

525378 FAN TRANS. HUB 112/3

CUBO DIST. VENTIL. 112/3 =FURO 8 MM=
002974
1672559



/ T112 / R112 / T142 / F113 / R113 / T113

1.33 DEFLETOR
DEFLECTOR
243814 WATER PUMP DEFLECTOR

DEFLETOR BOMBA D'AGUA =INOX=
000977



111 / T112 / T113 / F113 / R113 / K112 / R112 /
F112 / K113 / L113 /

278523 RETAINED DEFLECTOR

DEFLETOR RET. CUBO C/RED. 112/3
002722



/ T112 / T113 / R113 / R143 / K112 / R112 / R142 /
LK141 / LK140 / 111 / T142

1.34 DIAFRAGMA DIAFRAGM

1427547 DIAPHRAGM CARTER

DIAFRAGMA VENTILACAO CARTER
023737



164 /

1487612 DIAPHRAGM

DIAFRAGMA VENT. CARTER DC11/D12/S.4
014619
1354468



114 / 124 / K124 / 94 / F94 / K94 /

1.35 DISCO DISK

1401622 ACTIONABLE DISK AXLE

DISCO ACION. EIXO SECUND. CX. 94/114/24/64
006591
1533848



T113 / R113 / K113 / R143 / P93 / 114 / 124 / 164
/ K124 / 94 / K94 /

1.36 DOBRADICA HINGE

354830 BONNET HINGE 112

DOBRADICA CAPO 112
001595
313462
295246



T112 / T113 / T142 /

1.37 EIXO AXLE

1305294 INJECTION PUMP AXLE

EIXO PROPULSOR B'B INJ. 113
002585



/ F113 / K113 / R113 / T113 / L113

1308724 INNER GEAR AXLE

EIXO ENGR. INTERM. DISTR. 114 =FORJADO=
007712



/ F112 / T112 / R112 / K112 / F113 / K113 / R113
/ T113 / L113 / 114

1308724 X AXLE + WASHER

EIXO+ARRUELA ENGR. INTERM. DISTR. 114 =
014119



T112 / T113 / F113 / R113 / K112 / R112 / F112 /
K113 / L113 / 114 /

1318713 GEAR AXLE

EIXO SATELITES CX. GR900 94/114/24
006769



T113 / R113 / R143 / P93 / 114 / 124 / 164 / 94 /

1327046 PEDAL BRAKE AXLE

EIXO PEDAL FREIO S.4
011031



114 / 124 / 164 / K124 / 94 / F94 / K94 /

1333734 INJECTION PUMP AXLE

EIXO PROPULSOR B'B INJ. 112/113
002467
355908



/ 112 HW / 113

139308 WATER PUMP AXLE 76/110

EIXO S/RASGO CHAV. B'B D'AGUA 76/110
000257



L75 / L76 / 110 /

1475436 FILTER AXLE

EIXO FILTRO ROTATIVO 94/114/24
010488
2304243



114 / 124 / P.G.R. / K124 / 94 / K94 /

1.37 EIXO
AXLE
154262 BRAKE BEARING AXLE

EIXO ROLETE PATIM FREIO
000375



/ L75 / L76 / LK141 / LK140 / 110 / 111 / T112 / T113 / F113 / R113 / K112 / R112 / R142 / T142 /

154622 OIL PUMP AXLE

EIXO B'B DE OLEO DO MOTOR
000378



/ L75 / L76 / 110 / 111 / F112 / T112 / R112 / K112 / P93 / F113 / K113 / R113 / T113 / L113 /

211809 ROTATING FILTER AXLE

EIXO FILTRO ROTATIVO
000758



/ T112 / T113 / 114 / 124 / F113 / K113 / R113 / R143 / P93 / K112 / R112 / R142 / LK141 / LK140

228834 WATER PUMP AXLE 111

EIXO B'B D'AGUA 111
000840



110 // 111

234184 GEARBOX PLANETARY

EIXO SATELITES CX. GR860 111/2/3
000892



LK141 / LK140 / 110 / 111 / T112 / T113 / R113 / R112 / R142 / T142 / R143 /

246913 FAN AXLE DS14

EIXO VENTILADOR DS 14
001007
1111516



/ LK141 / LK140 / R142 / T142

278338 WATER PUMP AXLE 112

EIXO B'B D'AGUA 112
001165



T112 / T113 / F113 / R113 / K112 / R112 / F112 / K113 / L113 /

303662 WATER PUMP AXLE DS 14

EIXO B'B D'AGUA DS 14
001388
319727
170969



LK141 / LK140 / R142 / T142 /

313512 INJECTION PUMP AXLE

EIXO PROPULSOR B'B INJ. 112
001464



T112 / K112 / R112 / F112 /

314038 PIN

EIXO SATELITES DIFER. DUPLO 113/143
009374



/ T112 / R112 / T142 / R142 / R113 / T113 / R143

315402 GEAR BOX AXLE R113/143

EIXO TRAMB. CAIXA CAMBIO R113/143
006004



R113 / R143 // R112 / R142 / F112

315403 GEAR BOX AXLE T113

EIXO TRAMB. CAIXA CAMBIO T113
006005



T112 / T113 / T142 /

362257 FILTER AXLE

EIXO FILTRO ROTATIVO P93/F/L/R/T113/143
008001



LK141 / LK140 / 111 / T112 / T113 / F113 / R113 / K112 / R112 / R142 / T142 / F112 / K113 / R143 /

522536 CLUTCH FORK AXLE T/K

EIXO ACION. GARFO EMBR. T/K 112/3 -ORIG.-
002790
294684
1108979



T112 / T113 / F113 / R113 / K112 / R112 / R142 / T142 / F112 / K113 / L113 /

1.38 ESPACADOR
SPACER
1107968 EXHAUST MANIFOLD

ESPACADOR PARAF. COLETOR ESCAPE 113
002583
1383044



T113 / F113 / R113 / K113 / L113 / 112 HW /

1113910 SPACING WASHER

ESPACADOR ENGR. SOLAR CAMBIO S.4
014467



R143 / P.G.R. / 94 // T113 / 114 / 124 / 164 / R113

1343135 GLOVE

ESPACADOR TIRANTE CABINA 94/114/24/64
007863



114 / 124 / 164 / P.G.R. / 94 /

1356812 SPACER

ESPACADOR BARRA ALAVANCA CAMBIO 94/
007900



114 / 124 / 164 / 94 /

1.38 ESPACADOR SPACER

1372104 EXHAUST MANIFOLD

ESPACADOR PARAF. COLETOR ESCAPE 94/
009795



/ 114 / 124 / 164 / P.G.R. / K124 / 94 / F94 / K94 /

1378280 EXHAUST MANIFOLD

ESPACADOR PARAF. COLETOR ESCAPE S.4
010864



/ K124 / 124 / K94 / F94 / 94 / 114 / 164

1386216 SPACER

ESPACADOR ALAVANCA CX. CAMBIO S.4
011136
2268467



/ 114 / 124 / 164 / P.G.R. / 94 /

1536776 ENGINE BRAKE SPACER

ESPACADOR CANECA FREIO MOTOR P.G.R.
025834



156942 FRONT HUB SLEEVE AM60

ESPA. ROL. CUBO DIANT. (AM 60) 112
000388



/ T112 / T113 / F113 / K113 / R113 / R143 / K112
/ R112 / R142 / L113 / T142 / F112

170684 WATER PUMP AXLE

ESPACADOR EIXO B'B D'AGUA 141/2/3
003029



LK140 // LK141 / T142 / R142 / R143

177526 PROPELLER SHAFT

COLAR CARDAN
000558



LK141 / LK140 / 110 / 111 / T112 / T113 / F113 /
R113 / R112 / R142 / T142 / F112 /

216247 EXHAUST MANIFOLD

ESPA. PARAF. COL. ESCAPE 110/1/2
000786



/ T112 / K112 / R112 / L75 / L76 / 110 / 111 /
F112

224455 AXLE SPACER 111/2

ESPACADOR EIXO PILOTO 111/2
003593



/ LK141 / LK140 / 111

228833 WATER PUMP AXLE

ESPACADOR EIXO B'B D'AGUA 111
000839



111 /

278339 WATER PUMP AXLE

ESPACADOR EIXO B'B D'AGUA 112
001166



/ T112 / R112 / K112 / F112 / F113 / K113 / R113
/ T113 / L113

367552 GEARBOX SPACER S.4

ESPACADOR CAPA SECA CAMBIO S.4
011666



114 / 124 / 164 / P.G.R. / K124 / 94 / K94 /

1.39 ESTICADOR BELT TENSIONER

290151 ALTERNATOR BELT

ESTIC. CORREIA ALTERN. 112
001239



/ T112 / R112 / T142 / R142

1.40 FECHADURA DOOR LOCK

1461191 CABIN LOCK 4 PINS 94/114/

TRAVA BASC. SUSP. CAB. 4 PONTAS 94/114/
006235
1383496
1343142



114 / 124 / 164 / 94 /

1511871 BONNET LOCK 94/114/124

TRAVA CAPO 94/114/124
006231
1384385



114 / 124 / 164 / F94 /

1.41 FLANGE

FLANGE

1115934 UNION CYLINDER HEAD

FLANGE UNIAO CABECOTES T/K 112/3/4

002500
232171



111 / T112 / T113 / F113 / R113 / K112 / R112 / F112 / K113 / 114 /

1364290 TUBE FLANGE LEAK

FLANGE TUBO ESCAPE 94/114/24

007777



114 / 124 / K124 / 94 / F94 / K94 /

1376871 FLANGE PUMP

FLANGE BB INJETORA 124

007371
1549330



114 / 124 / K124 /

1.42 GARFO

FORK

1521298 FORK

GARFO ENGATE DIF. CENTRAL S.4/P.G.R.T

016851



94 / 114 / 124 / 164 / P.G.R. /

1670942 CLUTCH SLAVE FORK 113

HASTE SERVO EMBREAGEM 113

002742



T112 / T113 / R113 / R112 /

191438 SET 811108 + 812456

CONJUNTO 811108+812456

000647



/ LK141 / LK140 / 110 / 111 / F113 / K112 / R142 / R143

244623 GEAR REDUCED FORK

GARFO REDUZIDA CAMBIO

000992
397406



/ LK141 / LK140 / 110 / 111 / T112 / R112 / R142 / T142

244623 X GEARBOX FORK W/

GARFO REDUZIDA CAMBIO C/ROLAMENTOS

015602



LK141 / LK140 / 110 / 111 / T112 / R112 / R142 / T142 /

308389 CLUTCH SLAVE FORK

HASTE SERVO EMBREAGEM (CURTO)

001419



T112 / K112 / R112 / R142 / T142 /

338692 CLUTCH SLAVE FORK =

HASTE SERVO EMBREAGEM =LONGO=

001564
1120884



T112 / K112 / R112 / R142 / T142 /

342837 CLUTCH WITH

GARFO EMBR. C/TEMP. P/INDUCAO 112/3

001572
362043



/ T112 / T113 / F113 / K113 / R113 / K112 / R112 / R142 / L113 / T142 / F112

526267 CLUTCH SLAVE FORK 113

HASTE SERVO EMBREAGEM 113

001760
1120881
345360



T112 / R112 / T142 / R142 / F113 / K113 /

811108 ACCELERATOR LINKAGE

GARFO COMANDO ACEL. 110/111

002325



LK141 / LK140 / 110 / 111 / F113 / K112 / R142 / K113 / R143 / L113 / K124 / K94 /

1.43 JOGO DE JUNTA

GASKET SET

2308200 CYLINDER HEAD GASKET

JG. JUNTAS CABEC. CILINDRO P.G.R.T.

026742
2117945



1.44 JUMELO SHACKLE


275568 FRONT SPRING SHACKLE
 JUMELO MOLA DIANTEIRA 111/112
 001140
 1377739
 1103026



/LK141 / LK140 / 111 / T112 / T113 / F113 / R113 / K112 / R112 / R142 / T142 / F112 / K113 /


1.45 JUNTA GASKET

1390883 FUEL MANIFOLD GASKET
 JUNTA COLETOR COMB. S.4/P.G.R. =NBR
 019732
 2016618



124 / 164 / 94 / F/K/N ONIBUS / K94 /

1390883 S FUEL MANIFOLD GASKET
 JUNTA COLETOR COMB. S.4/P.G.R. =SILICONE
 017666
 2016618 S



124 / 164 / 94 / K94 / F/K/N ONIBUS /

1.46 KIT KIT

1103026 X SPRING SHACKLE KIT
 KIT JUMELO + BUCHA
 025351



1.47 LUVA SLEEVE

1103934 DRIVING SHAFT - S.4
 LUVA MORINGA CAMBIO - SERIE 4
 006234



T113 / R113 / K113 / R143 / P93 / 124 / K124 / 94 / K94 /

1112484 INTERCOOLER RADIATOR
 LUVA SAIDA RADIADOR INTERC. P93/R113/
 010058



/ P93 / R113 / R143 / R112 / R142

1365196 HEAD CYLINDER SLEEVE
 LUVA CABECOTE MOTOR 114/24/64
 013155
 1857051



114 / 124 / 164 / P.G.R. / K124 / 94 / K94 /

1405344 STEERING KNUCKLE PIN
 LUVA PINO MANGA EIXO 94/114/124
 005864



114 / 124 / 164 / P.G.R. / 94 /

1519137 VERTICAL EXHAUST TUBE
 LUVA ESPAC. ESCAPE VERTICAL 30X23X14,6
 025171



1764195 HAND BRAKE BUSHING P.G.
 LUVA C/ BUCHA CANECA FREIO MOTOR P.G.R.
 025833



1857052 METAL BUSHING FOR
 LUVA CABECOTE MOTOR S.4
 024391



1867373 CABIN SUSPENSION
 LUVA SUSP. CABINE P.G.R. =APOS 2012=
 024726



1.48 LUVA
SLEEVE

194376 FREE GEAR ROLLER

LUVA PISTA ROLAM. ENGR. LIVRE CAMBIO
000675



/ LK141 / LK140 / 110 / 111 / T112 / T113 / F113 / R113 / K112 / R112 / R142 / T142 / F112 / K113 /

288805 FRONT HUB SLEEVE AM55

LUVA CUBO DIANT. (AM55) 112 A PATIR CH.
001223



T112 / T113 / R113 / R112 / R142 / T142 / R143 / P93 /

382588 DRIVING SHAFT SLEEVE

LUVA MORINGA CAMBIO 112/113
001637
1103619



T112 / T113 / F113 / R113 / K112 / R112 / R142 / T142 / F112 / K113 / R143 /

1.49 MANCAL
BEARING CAP

1367604 CLUTCH BEARING

MANCAL COMPL. EMBR. C/BUCHA 113
007480



K113 /

1375299 NUT

MANCAL BARRA ESTAB. SUSP. CABINE S.4
010330



114 / 124 / 164 / P.G.R. / 94 /

1379236 HOOD SLEEVE

MANCAL CAPA SUSP. CAPO DIANT. L.D. S.4
016273
1729914



/ 114 / 124 / 164

1379237 HOOD SLEEVE

MANCAL CAPA SUSP. CAPO DIANT. L.E. S.4
016274
1729913
1379235



/ 114 / 124 / 164

1386451 BEARING CLUTCH HOUSING

MANCAL CARCACA EMBR. =MODERNO= 113/S.
011310



K124 / 94 / F94 / K94 / K114 /

174531 SPEEDO PINION 11/12

MANCAL PINHAO VELOC. CAMINHAO 11/12 D.
000529



/ T112 / T113 / F113 / K113 / R113 / R143 / K112 / R112 / R142 / LK141 / LK140 / 110 / 111 / L113 /

380610 CLUTCH HOUSING BEARING

MANCAL CARCACA DA EMBREAGEM
004076



T112 // R112 / K113 / R113 / T113 / R143

550621 COMPLETE BEARING 111

MANCAL COMPLETO CARDA 111
006062
189513



110 / 111 /

550624 COMPLETE BEARING 112 =

MANCAL COMPLETO CARDA 112 =55MM=
006061
208393



LK141 / LK140 / 111 / T112 / T113 / R113 / R112 / R142 / T142 /

1.50 MANCAL DE EMBREAGEM
CLUTCH BEARING

1393161 CLUTCH BEARING 94/114/

MANCAL EMBREAGEM 113/94/114/124

006330
1545062
1322781
3352 D



T113 / R113 / R143 / P93 / T143 / S113 / TH113 /

1393163 CLUTCH BEARING 94/114/

MANCAL EMBREAGEM TKR113/TR143

006331
1386160
1321260
382413
3353 S
1314 R



/ T112 / T113 / K113 / R143 / R112 / R142 / T142 / S113 / TH113

1749125 CLUTCH BEARING S.4

MANCAL EMBREAGEM S.4

011248
2274550
2164195
1851631
1728165
1499770
1479576



114 / 124 / K94 / P94 / G380 - 6X2 / G420 - 6X4 / G440 - 6X4 / R440 - 6X4 / G400 / G440 / G480 /

208200 CLUTCH ROLLER BEARING

MANCAL EMBREAGEM
000746



110 / 111 /

1.50 MANCAL DE EMBREAGEM CLUTCH BEARING

208200 X CLUTCH ROLL BEARING

MANCAL EMBREAGEM C/ROLAMENTO 111
011948



L75 / L76 / 110 / 111 / BR116 / B111 / K112 /
BR115 / B75 / B76 / S112 / L111 / L110 / LK111 /

352750 CLUTCH BEARING 112/3

MANCAL EMBREAGEM 112/3
003078



T112 / T113 / F113 / R113 / K112 / R112 / F112 /
K113 / L113 / S112 / S113 /

1.51 MANGUEIRA HOSE

1857265 RADIATOR HOSE 440 = 56 X

MANGUEIRA SAIDA TURBINA P.G.R.T
018617



1.52 MANGUEIRA SILICONE SILICON HOSE

1358202 AIR COOLER HOSE -

MANGUEIRA RAD. AR =SILIC. LARANJA= 114
003479
2057833
2057832
1809771
1794725
1525145
1522011



114 / 124 / 164 / P.G.R. / 94 / F94 / K94 /

1358202 A AIR COOLER HOSE -BLUE

MANGUEIRA RAD. AR =SILIC. AZUL= 114
003719
2057833 A
2057832 A
1809771 A
1794725 A
1525145 A
1522011 A



114 / 124 / 164 / P.G.R. / 94 / F94 / K94 /

1358202 C INTERCOOLER HOSE

MANGUEIRA INTERCOOLER =CINZA= S.4
013444
2057833 C
2057832 C
1809771 C
1794725 C
1525145 C
1522011 C



114 / 124 / 164 / P.G.R. / 94 / F94 / K94 /

1358202 P AIR COOLER HOSE -

MANGUEIRA RAD. AR =SILIC. PRETO= 114
024769
2057833 P
2057832 P
1809771 P
1794725 P
1525145 P
1522011 P



1376875 TURBO OIL RETURNING

MANG. RET. OLEO TURBO 112/113
007362
1477121
1433110
397999
139463



L75 / L76 / 110 / 111 / T112 / T113 / F113 / R113 /
K112 / R112 / F112 / K113 / L113 / P93 /

1672220 TURBO CHARGE HOSE

MANGUEIRA TURBO K 112/113
007534



K112 / K113 /

2192155 INTERCOOLER HOSE

MANG. INTERCOOLER LONGA LARANJA L.P.G.
025322



2192156 INTERCOOLER BLACK LONG

MANG. INTERCOOLER LONGA PRETA L.P.G.R.
025323



2345957 INTERCOOLER SHORT

MANG. INTERCOOLER CURTA LARANJA L.P.
025324



267353 AIR FILTER HOSE 112/142 =

MANG. FILTRO AR TURBO 112/142 =VERM=
003308
373210
1302637



LK141 / LK140 / 111 / T112 / K112 / R112 / R142 /
T142 / F112 /

267353 O AIR FILTER HOSE 112/142 =

MANG. FILTRO AR TURBO 112/142 =AZUL=
007186
1302637 O
373210 O



LK141 / LK140 / 111 / T112 / K112 / R112 / R142 /
T142 / F112 /

267353 P AIR FILTER HOSE 112/142 =

MANG. FILTRO AR TURBO 112/142 =PRETA=
024344



1.52 MANGUEIRA SILICONE
SILICON HOSE

2673593 INTERCOOLER SHORT
MANG. INTERCOOLER CURTA PRETA L.P.G.R.
025325



T112 / T113 / R113 / K112 / R112 / R142 / F112 / R143 / P93 /

290849 THERMOSTAT HOSE 112/
MANG. INF. RADIADOR T/R 112/142 =
010173
1375718
1315195
368559
7822



T112 / T113 / R113 / K112 / R112 / R142 / T142 / F112 / R143 / P93 /

325699 INTERCOOLER SERVICE
MANGUEIRA SANF. INTERCOOLER 112
001537
525050
390581



T112 / K112 / R112 / R142 / T142 /

375527 INTERCOOLER HOSE
MANG. TURBO INTERC. 113 =SIL.AZUL=
014878



T112 / T113 / R113 / R112 /

488368 AIR COOLER HOSE WITH
MANG. RAD. AR C/ANEIS(142MM)=SIL.AZUL=
003594
1736053



T112 / T113 / F113 / R113 / K112 / R112 / R142 / T142 / F112 / K113 / R143 / P93 / K124 / K94 /

488368 C AIR COOLER HOSE WITH
MANG. RAD. AR C/ANEIS(142MM)=SIL.CINZA=
007725
1736053 C



T112 / T113 / F113 / R113 / K112 / R112 / R142 / T142 / F112 / K113 / R143 / P93 / K124 / K94 /

488368 O AIR COOLER HOSE WITH
MANG. RAD. AR C/ANEIS(142MM)=SIL.
016514
1736053 O



T112 / T113 / F113 / R113 / K112 / R112 / R142 / T142 / F112 / K113 / R143 / P93 / K124 / K94 /

1.53 MORINGA
DRIVING SHAFT SLEEVE

1312886 GEARBOX DRIVING SHAFT
MORINGA CAMBIO 112 HW/113
002590



T112 / T113 / F113 / R113 / K112 / R112 / R142 / T142 / F112 / K113 /

1515430 GEARBOX DRIVING SHAFT
MORINGA CAMBIO 114/124
014570



114 / 124 / 164 / P.G.R. / K124 / 94 / K94 / K114 /

334389 GEARBOX DRIVING SHAFT
MORINGA CAMBIO 112
001555
315002



T112 / K112 / R112 / R142 / T142 / F112 /


1.54 O'RING
O'RING

1107097 VITON OIL RING 26.1X1,60 P.
O'RING 29,1 X 1,60 P.G.R. (VITON VERDE)
025840




T113 / R143 / 114 / 124 / 164 / P.G.R. / K124 / 94 / F94 / K94 / K114 /

1309563 GEARBOX DRIVING SHAFT
O'RING MORINGA CAMBIO 113
002809



T112 / T113 / F113 / R113 / K112 / R112 / R142 / T142 / F112 / K113 /

1328995 SHIRT O'RING 94/114/24/64
ANEL CAMISA 94/114/24/64 =BORRACHA
007045



114 / 124 / 164 / P.G.R. / K124 / 94 / K94 / K114 /

1328995 A O-RING
ANEL CAMISA 94/114/24/64 =VITON GROSSO=
007592



94 / 114 / 124 / 164 / K94 / K114 / K124 / P.G.R.

1331820 O'RING
O'RING CX. CAMBIO (VITON) 94/114/24/64
008993



T113 / R143 / 114 / 124 / 164 / P.G.R. / K124 / 94 / F94 / K94 / K114 /

1331914 O'RING
O'RING MORINGA CAMBIO S.4 =VITON=
011770



T113 / 114 / 124 / 164 / K124 / 94 / K94 / K114 /

1352885 O OIL RADIATOR GASKET "P"
O'RING RAD. OLEO MOTOR P 124 VITON
013767
1484765 O



114 / 124 / 164 / P.G.R. / K124 / 94 / K94 / K114 /

1430030 RETARDER HOUSIN OIL
O'RING CARACA RETARDER GR805/905 P.G.
025411



1.54 O'RING O'RING

1433063 SEALING RING 114/124/I/E/

ANEL CAMISA 94/114/24/64/I/E =FINO=

006680
2071088
1862376
1317682



114 / 124 / 164 / P.G.R. / K124 / 94 / K94 / K114 /

1433063 A SEALING RING

ANEL CAMISA 94/114/24/64/I/E =VITON FINO=

007593
2071088 A
1862376 A
1317682 A



114 / 124 / 164 / P.G.R. / K124 / 94 / K94 / K114 /

1494100 VITOM O'RING 24X2 X3,00

O'RING 24,2 X 3,00 VD V7359 (VITON)

024231



1495116 GREEN VITON O'RING 52,2 X

O'RING 52,2 X 5,70 VITON VERDE S.4

020381

imagem indisponível

/ 114 / 94 / K94 / 164 / 124 / P.G.R.

1529441 VITON O'RING 5,3 X 2,40

O'RING 5,3 X 2,40 VD (VITON)


024233



1730424 O-RING

ANEL CAMISA INF. S.4/P.G.R.T VITON PRETO

017507




P.G.R. /

1768938 CYLINDER O'RING

ANEL CAMISA SUP. S.4/PGR.T. VITON PRETO

016143
2349746
2188199
2031033

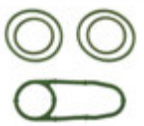


/ P.G.R.

1795526 X O'RING KIT OIL RADIATOR

KIT O'RING TAMPA RADIADOR OLEO P.G.R.T.

019221
1944230



114 / 124 / P.G.R. / K124 / 94 / K94 / K114 /

2025757 O'RING TRANSFER HOUSING

O'RING CANECA TRANSF. P.G.R.

019596
1828167



P.G.R. / P.G.R.S. /

235700 S OIL COOLER O'RING -

O'RING RAD. OLEO =SILICONE= VERDE

025730
323451 S



2396114 GEAR BOX O'RING P.G.R.

O'RING CANECA TRANSF. P.G.R

024737



304426 O'RING RETARDER 48,2X2,

O'RING RETARDER CX.GR805/905

026199



323641 O GREEN CYLINDER LINER O-

ANEL CAMISA =VERDE=

001519
177587 O
1312934 O



L75 / L76 / LK141 / LK140 / 110 / 111 / T112 / T113 / F113 / R113 / K112 / R112 / R142 / T142 /

323662 O-RING

ANEL CAMISA =VITON= P94

011918



P93 / 94 / F94 / K94 /

349353 VITON O'RING 79,2 X 5,70

O'RING 79,2 X 5,70 VD (VITON)

024232



392520 O'RING RETARDER

O'RING CARCACA RETARDER GR805/905 P.G.

025412



393187 O'RING RETARDER

O'RING CARCACA RETARDER GR805/905 P.G.

025413



1.55 PARAFUSO
SCREW
10227 SEAT CYLINDER 10226

 PARAFUSO BUJAO SEDE 10226
000004


LK141 / LK140 / 110 / 111 /

138754 HOLLOW SCREW

 PARAFUSO VAZADO COLETOR COMB. 124
010308

 imagem
indisponível

/ 124 / K124

1405406 X SCREW

 JG. PARAF. ALAVANCA CAMBIO. S.4
020832


114 / 124 / 164 / 94 /

1422162 VALVE COVER BOLT S.4

 PARAF. FLANG. C/VEDADOR TAMPA VALV.S.4
017075
1402682


114 / 124 / 164 / P.G.R. / K124 / 94 / K94 / K114 /

17146 INJECTOR BANJO BOLT 8 M.

 PARAFUSO VAZADO BICO INJ.8 MM
000020

 T112 / T113 / 114 / 124 / 164 / F113 / K113 /
R113 / R143 / P93 / K112 / R112 / L75 / L76 /

17148 HOLLOW SCREW 14 MM

 PARAFUSO VAZADO 14 MM
000022
812390

 T112 / T113 / 114 / 124 / 164 / F113 / K113 / R113 /
R143 / P93 / K112 / R112 / L75 / L76 / R142 /

1787032 X BOLTS AND BUSHING SET

 JG.PARAF.E BUCHAS ALAV.CAMBIO S.4/PGR.
020833


P.G.R. / P.G.R.S. /

270338 INJECTOR BANJO HOLLOW

 PARAF. VAZ. BICO INJ. 6MM LK141/T/R142
001105


/ LK141 / T142 / R142

273933 FRONT BRAKE SUPPORT

 PARAF. REG. CATR. FREIO TRAS. 111/2/3
001128
353799

 / 111 / LK140 / LK141 / R112 / T112 / R142 /
T142 / K112 / F112 / F113 / K113 / R113 / T113

275036 VALVE REG. SCREW 111/2/3

 PARAFUSO REGULAGEM VALVULA 111/2/3
001134
1481810
1408646

 LK141 / LK140 / 111 / T112 / T113 / F113 / R113 /
K112 / R112 / R142 / T142 / F112 / K113 / R143 /

278082 BLOCK LUBRICATOR

 PARAFUSO VAZADO LUBR. BLOCO
001160
170853

 / T112 / K112 / R112 / R142 / LK141 / LK140 /
111 / T142 / F112 / 110 / P93 / F113 / K113 / R113

279243 HOLLOW SCREW 10 MM

 PARAFUSO VAZADO 10 MM
001176

 / F112 / T112 / K112 / P93 / F113 / K113 / R113 /
T113 / 94 / K94

296835 DOOR SCREW 112/3

 PARAF. LIMITADOR CURSO PORTA 112/3
001318


T112 / T113 / R113 / R112 / R143 / P93 /

810003 TURNING BAR UPPER

 PARAF. SUPORTE ESTABIL. TRAS. 112/3
002963

 / T112 / T113 / 114 / 124 / 164 / F113 / K113 /
R113 / R143 / K112 / P.G.R. / K124 / 94 / L113 /

812391 HOLLOW SCREW 16 MM

 PARAFUSO VAZADO 16 MM
002357

 LK141 / LK140 / T112 / T113 / F113 / R113 / K112 /
R112 / R142 / T142 / K113 / R143 / L113 / P93 /

812392 HOLLOW SCREW 18 MM

 PARAFUSO VAZ. (FLEX. DIR. HIDR) 18MM
002358

 LK141 / LK140 / T112 / T113 / F113 / R113 / K112 /
R112 / T142 / F112 / K113 / R143 / L113 / 114 /

812444 SCREW 812449

 PARAFUSO SEDE 812449
002366
33032

 / T112 / K112 / R112 / R142 / LK141 / LK140 /
110 / 111 / T142 / F112

1.56 PINO
PIN

10121 PIN
PINO BOLA SEM ROSCA
000001



/ L75 / L76 / LK141 / LK140 / 110 / 111

1105279 FORK PIN
PINO GARFO CX. CAMBIO S.4
011974



/ P93 / K113 / T113 / R113 / R143 / 94 / 114 / 124 / 164 / K94 / K114 / K124 / P.G.R.

1304645 BRAKE SHOE SPRING PIN
PINO MOLA PATIM FREIO 113/114 - TODOS
003590



T113 / F113 / R113 / K113 / R143 / P93 / 114 / 124 / 164 / P.G.R. / K124 / 94 / F94 / K94 / K114 /

131041 FLYWHEEL GUIDE PIN 14
PINO GUIA VIRABR/VOLANTE 14 MM
000182
1394506



L75 / L76 / LK141 / LK140 / 110 / 111 / T112 / T113 / F113 / R113 / K112 / R112 / R142 / T142 /

131058 GUIDE PIN 112
PINO GUIA BRONZINA BIELA 112
000184



/ L75 / L76 / 110 / 111 / LK140 / LK141 / R112 / T112 / F112 / K112 / R142 / T142 / P93 / F113 /

1340002 CPL PIN
PINO CONE INTERMED. SELETORA 94/114/124/
007888
2063266
1818496
1340001
381231



T113 / K113 / R143 / P93 / 114 / 124 / 164 / P.G.
R. / K124 / 94 / K94 / K114 /

1362721 REAR PIN 94/114/124
PINO PATIM FREIO 94/114/124
006211
1342340



114 / 124 / 164 / P.G.R. / K124 / 94 / F94 / K94 / K114 /

1366911 FRONT GRILL UPPER PIN P.
PINO SUP. PAINEL GRADE FRONTAL P.G.R.
025175



137656 BONNET LOCK PIN 111
PINO TRAVA CAPO 111
002576



L75 / L76 / 110 / 111 /

1398639 FUEL TANK BELT PIN 94/
PINO CINTA TANQUE COMB. 94/114/24/64
009797
1356958



114 / 124 / 164 / P.G.R. / 94 / F94 /

1398640 FUEL TANK SPRING PIN 94/
PINO ROSCADO CINTA TANQUE.94/114/24/64
009796



114 / 124 / 164 / P.G.R. / 94 / F94 /

1403808 STEERING KNUCKLE AXLE
PINO MANGA EIXO 114/124
003854
1348296



114 / 124 / 164 / P.G.R. / K124 / 94 / F94 / K94 / K114 /

140954 BRAKE PIN
PINO BALANCA FREIO
000296



/ L75 / L76 / 110 / 111 / LK140 / LK141 / T112 / R112 / K112 / T142 / R142 / T113

1422293 UPPER HINCH PIN
PINO DOBRADICA SUP. PORTA S.4
010253
2125180



114 / 124 / 164 / P.G.R. / 94 /

1524624 PIN
PINO ESFERICO VALV. NIVEL TRAS.S.4
011935
1439826
1372522



114 / 124 / 164 / P.G.R. / 94 / P.G.R.S. /

159982 TIE ROD END ROLL PIN
PINO ESFERICO TERM. DIRECAO
000405



/ L75 / L76 / LK141 / LK140 / 110 / 111

170972 WATER PUMP LOCK PIN
PINO TRAVA B'B'AGUA 142
012338



LK141 / LK140 / R142 / T142 / R143 /

171233 STEERING KNUCKLE AXLE
PINO MANGA DE EIXO 111/2/3 AM55
000500



LK141 / LK140 / 111 / T112 / T113 / R113 / R112 / P93 /

172494 STEERING KNUCKLE AXLE
PINO MANGA DE EIXO 112/3 AM60
000513



/ T112 / T113 / F113 / K113 / R113 / R143 / K112 / R112 / R142 / L113 / T142 / F112

1783036 FUEL TANK BELT PIN
PINO CINTA TANQUE 30X115MM P.G.R.
025174



1783037 FUEL TANK BELT PIN HOLE
PINO CINTA TANQUE 25X75MM FURO 14 P.G.
025173



1798631 HEAD CYLINDER GUIDE PIN
PINO GUIA CABECOTE MOTOR S.4
011723
803509



114 / 124 / 164 / P.G.R. / K124 / 94 / K94 / K114 /

180064 REAR BRAKE PIN
PINO PATIM FREIO TRASEIRO
000574



/ LK141 / LK140 / 110 / 111 / T112 / T113 / F113 / R113 / K112 / R112 / R142 / T142 / F112 / K113 /

194850 PIN
PINO ALAVANCA CAMBIO 111
011720



/ 110 / 111

1.56 PINO
PIN

214807 LOCK SCREW PIN 332613

PINO TRAVA DA ARESTA 332613
000778



/ LK141 / LK140 / 110 / 111 / T112 / T113 / F113 / R113 / K112 / R112 / R142 / T142 / F112 /

234017 FORK BEARING PIN 112/3

PINO ROLAM. GARFO SELET. 111/2/3
000888



/ LK141 / LK140 / 110 / 111 / T112 / T113 / R113 / R112 / R142 / T142 / R143 /

244995 LOCK SCREW PIN 264120

PINO TRAVA DA ARESTA 264120
000999



LK141 / LK140 / 110 / 111 / T112 / T113 / R113 / R112 / R142 / T142 / R143 /

275039 TANK SCREW PIN

PINO MEIA CANA PARAF. TANQUE
001135



T112 / R112 / R142 / T142 / F112 /

303636 TANK STRAP PIN

PINO MEIA CANA CINTA TANQUE
001385



/ T112 / R112 / R142 / T142 / F112 / R113 / T113 / R143 /

307697 TANK STRIP CYLINDER PIN

PINO CILINDRICO CINTA TANQUE
001415



L75 / L76 / LK141 / LK140 / T112 / T113 / R113 / R112 / R142 / T142 / F112 / R143 / L111 / L110 /

331651 BONNET PIN 112/3

PINO CAPO 112/3
001549
1308325
1109957



T112 / T142 / T113 /

340430 PROPELER PIN OIL PUMP

PINO PROPULSOR B'B OLEO 194838 112
002507
284695



T112 / T113 / F113 / R113 / K112 / R112 / R142 / T142 / F112 / K113 / R143 /

355145 FRONT SPRING SHACKLE

PINO ROSCADO MOLA DIANTEIRA - TODOS
001596
2085822
128681



L75 / L76 / LK141 / LK140 / 110 / 111 / T112 / T113 / F113 / K112 / R142 / T142 / F112 / K113 /

355147 REAR SPRING SHACKLE

PINO ROSCADO MOLA TRASEIRA - TODOS
001597
2097424
135035

imagem indisponível

/ T112 / T113 / 114 / 124 / 164 / F113 / K113 / R143 / P93 / K112 / L75 / L76 / R142 / LK141 /

361536 BELT TANK PIN 113

PINO CINTA TANQUE 113
002604



T113 / R113 / R143 / P93 /

361914 TANK STRAP SHACKLE PIN

PINO ROSCADO CINTA TANQUE 113
002606



T113 / R113 / R143 / P93 /

369910 SYNCHRONIZER RING PIN

PINO ANEL SINCR. 8 MARCHAS P93/T113/R143
008936



T113 / R113 / K113 / R143 / P93 / 114 / 124 / 164 / K124 / 94 / K94 / K114 /

374334 PIN

PINO EMBOLO ACION. CAMBIO T113/R143/P93/
009184



T113 / R113 / K113 / R143 / P93 / 114 / 124 / 164 / K124 / 94 / K94 / K114 /

386064 HEAD LAMP BALL PIN

PINO ESFERICO REG. FAROL P93/R113
009035
300681



/ P93 / R113 /

803414 PIN 111/2/3

PINO CENTRO ARESTA =TEMP. RETIF.= 111/2/
002106
803415



LK141 / LK140 / 110 / 111 / T112 / T113 / R113 / R112 / R142 / T142 / R143 / 114 / 124 / 164 / P.G.

803445 OIL PUMP PIN 111/2/3

PINO BOMBA OLEO 111/2/3 (6 X 16 - ISO 8734)
003004



/ L75 / L76 / 110 / 111 / LK140 / LK141 / T112 / R112 / F112 / K112 / T142 / R142 / 94 / 114 / F113 /

803466 CYLINDER HEAD GUIDE PIN

PINO GUIA 8 X 20 DIN 6325
002109



/ T112 / T113 / 114 / 124 / 164 / F113 / K113 / R113 / R143 / P93 / K112 / R112 / L75 / L76 /

803490 CYLINDER PIN 10 X 25

PINO CILINDRICO 10 X 25
002999



LK141 / LK140 / T112 / T113 / R113 / K112 / R142 / T142 / K113 / R143 / 114 / 124 / 164 / P.G.

803515 CYLINDER GUIDE PIN 12 X

PINO GUIA CILINDRICO 12 X 30
002110



LK141 / LK140 / 110 / 111 / T112 / T113 / F113 / R113 / K112 / R112 / R142 / T142 / F112 / K113 /

808214 CLUTCH FORK PIN 112/3

PINO GARFO EMBREAGEM 112/3
002652



T112 / T113 / F113 / R113 / K112 / R112 / R142 / T142 / F112 / K113 /

1.57 PISTA SUPPORT

1305317 REAR SPACER CUBE

PISTA RET. CUBO RODA DISCO TRAS. R/
006007



T113 / R113 / R143 /

179888 REAR HUB RETAINER

PISTA RETENTOR CUBO TRAS.
000572



LK141 / LK140 / 110 / 111 / T112 / T113 / F113 /
R113 / K112 / R112 / R142 / F112 / K113 / L113 /

291071 HUB DEFLECTOR RING T/

PISTA RETENTOR CUBO TRAS. =C/DEFL= T/
002719



T112 / T113 / F113 / R113 / K112 / R112 / R142 /
T142 / F112 / K113 / R143 / L113 / P93 /

291073 HUB DEFLECTOR RING 94/

PISTA RETENTOR CUBO TRAS. =S/DEFL= 94/
006164
1461757



114 / 124 / 164 / P.G.R. / 94 /

358768 FRONT HUB RETAINER

PISTA RETENTOR CUBO DIANT. 112/3(AM55)
002666



T112 / T113 / R113 / K112 / R143 / P93 /

1.58 PISTAO PISTON

1324294 PISTON

PISTAO MOLA TPA. CX. CAMBIO 94/114/24/64
007882



T113 / R113 / K113 / R143 / P93 / 114 / 124 / 164
/ P.G.R. / K124 / 94 / K94 / K114 /

301476 LUBR. OIL PUMP REG.

PISTAO REG. B'B OLEO LUBRIF.
001351



110 / 111 / T112 / T113 / F113 / R113 / K112 /
R112 / F112 / K113 / L113 /

1.59 PLACA PLATE

134380 BRAKE SHOE PIN PLATE

PLACA PINO PATIM FREIO
000212



L75 / L76 / LK141 / LK140 / 110 / 111 / T112 /
T113 / R113 / R112 / R142 /

291190 BRAKE SHOE PIN PLATE

PLACA PINO PATIM FREIO 112/3
002586



T112 / T113 / F113 / R113 / K112 / R112 / R142 /
T142 / F112 / K113 / R143 / P93 / 114 / 124 / 164 /

1.60 POLIA PULLEY

1352996 FAN PULLEY

POLIA VENTILADOR 124
010006



124 /

1411716 CRANK SHAFT PULLEY

POLIA VIRABREQUIM 94/114/24/64
007939
1398157



94 // 124 / D12A / 114 / 164 / K94 / K114 / K124

1413135 WATER PUMP PULLEY 114/

POLIA B'B D'AGUA 114/24/64
006693
1781673
1374594



114 / 124 / 164 / K124 / 94 / K94 / K114 /

1529076 WATER PUMP PULLEY S.5

POLIA B'B D'AGUA S.5
012704
1779993



114 / 124 / 164 / P.G.R. / K124 / 94 / K94 / K114 /

**1.60 POLIA
PULLEY**

2006207 WATER PUMP PULLEY P.G.
POLIA B'B D'AGUA P.G.R.
023362



333653 ALTERNATOR PULLEY 113/
POLIA ALTERN. 2 CANAIS 113/4/P94
003347



T113 / F113 / R113 / P93 /

348743 CRANK SHAFT PULLEY F/R/
POLIA VIRABR. F/R/LK/T/113 HW/HS/K/112
001580
1380025
352846
238086



T112 / T113 / F113 / K113 / R113 / P93 / K112 /
R112 / LK141 / LK140 / 111 / L113 /

438748 PULLEY K 112/3
POLIA "LOUCA" K 112/113
000950
240944



K112 / K113 / L113 /

**1.61 PORCA
NUT**

1114622 PRINCIPAL GEARBOX AXLE
PORCA EIXO PRINC. CAMBIO P93/K/T113/R143
012934
2094066
1461414



T113 / 114 / 124 / K113 / R113 / R143 / P93 / P.G.
R. / K124 / 94 / K94 / K114 / 164 /

1307562 REAR SHAFT ADJUSTING
PORCA AJUSTE CX. SATELITES T113
006009



T113 / R113 / R143 / 114 / 124 / 164 / P.G.R. / 94 /
F94 /

1338267 PINION NUT
PORCA PINHAO DIF. RBP832/RB660 94/114/24/
007736
2157768
375386



T113 / R113 / R143 / 114 / 124 / 164 / P.G.R. / 94 /

1343178 A TANDEN AXLE NUT
PORCA EIXO TANDEM -REFORCADA= 112/13
011782
204724 A



T112 // T113 / 114 / 124 / 164 / R113 / R143 /
R112 / R142 / LK141 / LK140 / P.G.R. / 94 / 110 /

1392073 REAR HUB NUT
PORCA CUBO TRAS. C/RED(ROSCA DIR) S4
016636



124 / F94 /

1392074 REAR HUB NUT
PORCA CUBO TRAS. C/RED(ROSCA ESQ) S4
016637



124 / F94 /

1403618 NUT =(1.356.196)
PORCA CUBO DIANTEIRO 113/4/124
009441
1873183
1356196



114 / 124 / 164 / P.G.R. / K124 / 94 / F94 / K94 /
K114 /

1420566 VALVE COVER NUT
PORCA TAMPA VALVULA S.4
011138



94 / F94 / K94 /

143137 SPRING BRAKE SCREW
PORCA PARAFUSO CINTA CUICA
000322



/ T112 / T113 / F113 / K113 / R113 / R143 / K112
/ L75 / L76 / LK141 / LK140 / 111 / F112

1461417 GEAR FRONT SHAFT NUT
PORCA ACO EIXO CAMBIO 94/114/24/64
007735
1302791



P93 / K113 / R113 / T113 / R143 / 94 // 114 / 124
/ 164 / K94 / K114 / K124 / P.G.R.

170541 INJECTOR BANJO NUT
PORCA BICO INJ. LK140
000476



/ LK140

174988 RING GEAR THRUST
PORCA PARAFUSO ENCOSTO COROA
000546



/ T112 / T113 / K113 / K112 / 110 / 111 / L113

184054 PINION FLANGE NUT 111/2/3
PORCA ACO FLANGE CARDA 111/2/3
000599



L75 / L76 / LK141 / LK140 / 110 / 111 / T112 /
T113 / F113 / R113 / K112 / R142 / T142 / F112 /

194373 FRONT PROPELLER SHAFT
PORCA ARVORE TRANSM. DIANT.
000674



LK141 / LK140 / 110 / 111 / T112 / T113 / R113 /
R112 / R142 / T142 /

194484 GEARBOX AXLE NUT 111/2/
PORCA ACO EIXO CAMBIO 111/2/3
000688



/ T112 / T113 / F113 / K113 / R113 / R143 / K112
/ R112 / R142 / LK141 / LK140 / 143 / 110 / 111 /

194484 A GEARBOX AXLE NUT 111/2/
PORCA ACO EIXO CAMBIO 111/2/3 =C/
005953



LK141 / LK140 / 110 / 111 / T112 / T113 / F113 /
R113 / K112 / R112 / R142 / T142 / F112 / K113 /

1.61 PORCA NUT

204724 SHAFT NUT 6 X 4 112/3

PORCA EIXO TANDEM 6 X 4 112/3

000723
1343178



LK141 / LK140 / 110 / 111 / T112 / T113 / R113 / R112 / R142 / T142 / R143 / 114 / 124 / 164 / P.G.

2077509 CABIN SUSPENSION NUT P.

PORCA SUSP. CABINE P.G.R = APOS 2012=

024725
1867375



211821 ROTATING FILTER AXLE

PORCA EIXO FILTRO ROTATIVO

000761



LK141 / LK140 / 111 / T112 / K112 / R112 / R142 / T142 / F112 /

273024 HUB LOCK NUT RR

PORCA CUBO TRASEIRO 111/2

001119



/ LK141 / LK140 / 111 / T112 / T113 / F113 / R113 / K112 / R112 / R142 / T142 / F112 / K113 /

282275 CLIP NUT 112/3

PORCA CLIP ASSOALHO 112/113

002796



/ T112 / T142 / K112 / P93 / F113 / K113 / R113 / T113 / R143 / L113 / K94 / F94 / 94 / K124 / K114

297869 CLIP NUT

PORCA CLIP FIXACAO LETREIROS

002704



T112 / T113 / F113 / R113 / K112 / R112 / R142 / T142 / F112 / K113 / R143 / L113 / 114 / 124 / 164

301521 FRONT HUB NUT 112

PORCA CUBO DIANT. 112

001358



T112 / T113 / R113 / K112 / R112 / R142 / R143 / P93 /

310735 VALVE COVER NUT DS11

PORCA TAMPA VALVULAS DS11

001436



111 / T112 / T113 / F113 / R113 / K112 / R112 / F112 / K113 / L113 / 114 / 94 / F94 / K94 /

315085 NUT REPAIR KIT 184054 +

PORCA COM FLANGE P/ TRAVA

002730



T112 / T113 / F113 / K113 / R113 / K112 / L75 / L76 / R142 / LK141 / LK140 / 112 / 110 / 111 /

324937 TANK STRAP SCREW NUT

PORCA PARAFUSO CINTA TANQUE

001530



T112 / R112 / R142 / T142 / F112 /

387877 PINION NUT - 112

PORCA PINHAO 112/94/114/124 =FORJADA=

001640
1525988



T112 / T113 / F113 / R113 / K112 / R112 / R142 / T142 / F112 / K113 / R143 / L113 / P93 / 114 / 124

42892 WATER PUMP SHAFT NUT

PORCA EIXO B'B D'AGUA 142

003026



LK141 / LK140 / R142 / T142 / R143 /

805078 WATER PUMP AXLE NUT -

PORCA EIXO B'B D'AGUA - LADO FLANGE

002803
815118



LK141 / LK140 / 110 / 111 / T112 / T113 / F113 / R113 / R112 / K113 / R143 / L113 / 114 / 124 / 164

1.62 PRESILHA CLAMP

242663 STOP WIRE

PRESILHA LIMITADORA CABO PARADA

000968



LK141 / LK140 / 110 / 111 / T112 / T113 / F113 / R113 / K112 / R112 / R142 / T142 / F112 / K113 /

302943 CABLE CLAMP

PRESILHA CABO ESTRANGULADOR

002706
241044



T112 / T113 / F113 / R113 / K112 / R112 / R142 / T142 / F112 / K113 / R143 / L113 / P93 / 114 / 124

63836 DOOR COVERING CLAMP

PRESILHA FORRO PORTA

000095



/ T112 / T113 / R113 / R143 / R112 / R142 / LK141 / LK140 / 110 / 111 / T142

812456 FORK CLAMP 811108

PRESILHA GARFO 811108

002371



LK141 / LK140 / 110 / 111 / K112 / R142 / K113 / R143 / L113 / 114 / 124 / K124 / 94 / F94 / K94 /

1.63 PRISIONEIRO DE ACO
STEEL STUD

159959 STUD M10 X 45
PRISIONEIRO ACO M10 X 45
000403



/ L75 / L76 / 110

176815 REAR WHEEL STUD (12 X
PRISIONEIRO RODA TRAS. (12 X 60)-111/2/3
000555
1340934



T112 / T113 / F113 / R113 / K112 / R112 / F112 /
K113 / R143 / L113 / 111S / P93 / 114 / 124 / 164 /

191892 EXHAUST MANIFOLD STUD
PRIS. COLETOR ESCAPE M10 X 40 112/13/S.4
009126



T112 / T113 / F113 / R113 / R112 / K113 / L113 /
P93 / 114 / 94 / K94 /

248769 STUD M10 TURBO
PRISIONEIRO M10 TURBO =INOX=
001015



LK141 / LK140 / 110 / 111 / T112 / K112 / R112 /
R142 / T142 / F112 / R143 /

354160 WHEEL STUD 112
PRISIONEIRO ACO RODA 112/3
001594



/ T112 / T113 / F113 / K113 / R113 / R143 / K112
/ R112 / R142 / L113 / T142 / F112

800046 STUD M8 X 40 TURBO 112/3
PRISIONEIRO M8 X 40 TURBO 112/3
002595
800047



T112 / T113 / F113 / R113 / R142 / T142 / F112 /
K113 / L113 /

800610 STUD M10 X 50
PRISIONEIRO M10 X 50
002028



L75 / L76 / LK141 / LK140 / 110 / 111 / T112 /
T113 / F113 / R113 / K112 / R112 / R142 / T142 /

1.64 PROTETOR
PROTECTOR

1386104 PROTECTOR
PROTECTOR MANCAL EIXO TANDEM 94/114/24/
007899



114 / 124 / 164 / P.G.R. / 94 /

23010 WATER PUMP PROTECTOR
CHAPA PROTETORA B'B AGUA S4
007723



114 / 124 / K124 / K114 /

1.65 REPARO BOMBA D'AGUA
WATER PUMP REPAIR KIT

550044 WATER PUMP REPAIR KIT
REP. B'B D'AGUA 111 =C/ROL=
001941



BR116 / B111 / L111 / L101 /

550044 A WATER PUMP CPL. REPAIR
REP. B'B D'AGUA 111 =C/ROL E ROTOR POL.=
003861



/ B111 / BR116 / L101 / L111

550144 WATER PUMP CPL. REPAIR
REP. B'B D'AGUA 142 =C/ROL=
003022
550216



LK141 / R142 / T142 / R143 /

550144 A WATER PUMP CPL.
REP. B'B D'AGUA 142 =C/ROL =S/ROTOR=
005915
550216 A



LK141 / R142 / T142 / R143 /

550167 WATER PUMP SHAFT REP
REP. B'B D'AGUA 112 =C/ROLAMENTO=
001946



T112 / T113 / F113 / R113 / K112 / R112 / F112 /
K113 / L113 /

550167 A WATER PUMP CPL. REPAIR
REP. B'B D'AGUA 112 =C/ROL E ROTOR POL.=
003862



T112 / T113 / F113 / R113 / K112 / R112 / F112 /
K113 / L113 /

551355 WATER PUMP REPAIR KIT
REP. B'B D'AGUA S.4 =COMPL.C/ROTOR=
006594
1353073
353072



114 / 124 / K124 / 94 / K94 /

551355 A WATER PUMP REPAIR KIT
REP. B'B D'AGUA S.4 =S/ROTOR=
007248
353072 A



114 / 124 / K124 / 94 / K94 /

1.65 REPARO BOMBA D'AGUA WATER PUMP REPAIR KIT

551355 B WATER PUMP REPAIR KIT

REP. B'B D'AGUA S.4 =COMPL.C/ROTOR E
009956
353072 B



114 / 124 / K124 / 94 / K94 /

552127 WATER PUMP REPAIR KIT

REP. B'B D'AGUA S.5
013751




P.G.R. /

1.66 REPARO FREIO AIR BRAKE REPAIR KIT

1320457 REPAIR KIT

REP. B'B HIDRAUL. BASCUL. S4
012036
1541984
1427793



R113 / R143 / 114 / 124 / 164 / P.G.R. / 94 /

550567 REPAIR SET

REPARO JUNTAS RETARDER S.4/PGR
014572
550541



114 / 124 / 164 / P.G.R. / K124 / 94 / K94 / K114 /

1.67 REPARO MANGA DE EIXO KING PIN REPAIR KIT

1405343 KING PIN KIT 114/124 W/

REP. MANGA C/BUCHAS S/ROL.=ORIG=
005858
1912140



114 / 124 / 164 / P.G.R. / K124 / 94 / F94 / K94 / K114 /

550257 KING PIN KIT 114/124 W/

REP. MANGA 114/24 =C/ROLAMENTO=
003836



114 / 124 / 164 / P.G.R. / K124 / 94 / F94 / K94 / K114 /

550284 KING PIN KIT 114/124 W/O

REP. MANGA 114/24 =ORIG= S/ROL.
003879



114 / 124 / 164 / P.G.R. / K124 / 94 / F94 / K94 / K114 /

550284 A KING PIN KIT 114/124 W/O

REP. MANGA 114/24 =ORIG= S/ROL./RET./
013450



114 / 124 / 164 / P.G.R. / K124 / 94 / F94 / K94 / K114 /

550284 P KING PIN KIT 114/124 W/O

REP. MANGA 114/24 =ORIG= S/ROL./BUCHA/
013451



114 / 124 / 164 / P.G.R. / K124 / 94 / F94 / K94 / K114 /

550711 KING PIN KIT W/ BUSHINGS

REP. MANGA AM 55 C/BUCHAS =M.LEVE=
001962



/ T112 / T113 / R113 / R143 / P93 / K112 / R112 / L75 / L76 / R142 / LK141 / LK140 / 110 / 111 /

550711 O KING PIN KIT W/ BUSHINGS

REP. MANGA AM 55 C/BUCHAS =ORIGINAL=
002847
550733 O



L75 / L76 / LK141 / LK140 / 110 / 111 / T112 / T113 / R113 / K112 / R112 / R142 / F112 / R143 /

550712 KING PIN KIT AM 55 W/O

REP. MANGA AM 55 =SEM BUCHAS=
002810



L75 / L76 / LK141 / LK140 / 110 / 111 / T112 / T113 / R113 / K112 / R112 / R142 / F112 / R143 /

550713 KING PIN KIT AM 55 W/O

REP. MANGA AM 55 =SEM BUCHAS= =SEM
006884



L75 / L76 / LK141 / LK140 / 110 / 111 / T112 / T113 / R113 / K112 / R112 / R142 / F112 / R143 /

550714 O KING PIN KIT AM 60 W/

REP. MANGA AM 60 C/BUCHAS =ORIGINAL=
002848
550732 O



T112 / T113 / F113 / R113 / K112 / R112 / R142 / T142 / F112 / K113 / R143 / L113 /

550716 KING PIN KIT AM 60 W/O

REP. MANGA AM 60 =SEM BUCHAS= =SEM
006885



T112 / T113 / F113 / R113 / K112 / R112 / R142 / T142 / F112 / K113 / R143 / L113 /

1.68 REPAROS DIVERSOS
REPAIR KIT
1116848 X DIFFER. WASHER KIT HW/

JOGO ARRUELAS DIF. HW/113/143

 003248
 2149138 X
 2132725 X
 1116849 X
 1116699 X
 1116698 X

 T112 / T113 / F113 / R113 / K112 / R112 / R142 /
 T142 / F112 / K113 / R143 / L113 / 114 / 124 / 164

1324294 X PISTON

 REP. PISTAO MOLA TPA. CX. CAMBIO 94/114/
 025843

1331044 X WASHER

 JG. ARRUELAS DIF. R660 P93/T113 S.4
 009758

 K113 / L113 / P93 / 114 / 124 / 164 / P.G.R. / K124
 / 94 / F94 / K94 /

1377975 X WASHER SET

 JG. ARRUELA PROT. SATEL/PLAN.(RBP830)-
 014293
 1377974 X


T113 / R113 / R143 / 114 / 124 / 164 / 94 /

1395039 X REPAIR KIT

REP. COROA SELETORA CX. CAMBIO S.4

 013995
 1302552 X

 T113 / R113 / K113 / R143 / P93 / 114 / 124 / 164
 / K124 / 94 / K94 / K114 /

1398645 X TANK STRAP REPAIR KIT

REPARO CINTA TANQUE 94/114/124

 006123
 1750857 X
 809840 X


114 / 124 / 164 / P.G.R. / 94 / F94 /

1405803 R GEAR BOX CYLINDER REP.

REPARO CILINDRO CAMBIO P.G.R.

025839


1409889 X REAR HUB REPAIR KIT P94/

REP. CUBO TRASEIRO P94/114/124

 014812
 1409890 X
 120310 X

 114 / 124 / 164 / P.G.R. / K124 / 94 / F94 / K94 /
 K114 /

1422564 RING SET

JG. ANEIS UNIDADE DE INJECAO 94/114/24/64

 008999
 1398810


114 / 124 / 164 / P.G.R. / K124 / 94 / K94 / K114 /

1524337 CAB TILT CYL. REPAIR KIT

REPARO CILINDRO BASCUL. P.G.R.T

017460



114 / 124 / 164 / P.G.R. / 94 /

1737306 X CLUTCH RELEASER

REP. ALAVANCA ACION. MANCAL EMBR. S.4

 017960
 2086024 X
 1545625 X
 1543645 X
 1479578 X
 1479577 X


114 / 124 / 164 / P.G.R. / K124 / 94 / K94 / K114 /

1737306 XA CLUTCH RELEASER

REP. ALAV. ACION. EMBR. S.4 C/ATUADOR

 026102
 2258072 XA
 2086024 XA
 1545625 XA
 1543645 XA
 1479578 XA
 1479577 XA

1737306 XP CLUTCH RELEASER

REP. ALAV. ACION. EMBR. S.4 S/PINO

 026103
 2086024 XP
 1545625 XP
 1543645 XP
 1479578 XP
 1479577 XP

1742449 CABIN SUSP. REPAIR S.4 =

REP. C/1 PC. SUSP. CAB. S.4 =APOS 2005=

 009954
 1539498


114 / 124 / 164 / P.G.R. / 94 /

1755638 CABIN SUSPENSION R.KIT

REP. C/1 PC. SUSP. CAB. S.4 ATE 2004

 013149
 1324714


114 / 124 / 164 / P.G.R. / 94 /

1755638 A CABIN SUSPENSION

REP. C/1 PC. SUSP. CAB. S.4 C/ROLAMENTO

 018930
 1324714 A


114 / 124 / 164 / P.G.R. / 94 /

1764363 GEAR BOX CYLINDER

LUBA CILINDRO CAMBIO P.G.R.

025838


176815 X SET (41181 + 176815 +

CONJUNTO (41181 + 176815 + 807354)

 002995
 1340934 X

 T112 / T113 / F113 / R113 / K112 / R112 / F112 /
 K113 / R143 / L113 / 111S / P93 / 114 / 124 / 164 /

1905302 R CABIN SUSPENSION R.KIT

REP. SUSP. CABINE P.G.R. =APOS 2012=

025056


1905302 RO CABIN SUSPENSION REP.

REP. SUSP. CABINE MOD. ORIG. P.G.R. =APOS

025057


2030276 X CYLINDER REPAIR KIT

REPARO CILINDRO TRAVA DIFERENCIAL S.3/4

 018068
 1925433 X
 1908858 X
 1515265 X
 1401460 X
 810958 X
 315534 X

 114 / 124 / 164 / P.G.R. / K124 / 94 / F94 / K94 /
 K114 /

244437 X GEAR BOX FORK R.KIT FOR

REPARO GARFO SELETORA 111/2/3/4/2/3

007149


 LK141 / LK140 / 110 / 111 / T112 / T113 / R113 /
 R112 / R142 / T142 / R143 /

301476 X OIL PUMP PISTON REPAIR

REPARO PISTAO REG. BB OLEO LUBRIF.

015095


 110 / 111 / T112 / T113 / F113 / R113 / K112 /
 R112 / F112 / K113 / L113 /

306133 X TANK STRAP REPAIR KIT

REPARO CINTA TANQUE 113

 002808
 306134 X


T113 / R113 / R143 / P93 /

1.68 REPAROS DIVERSOS

REPAIR KIT

314878 X DIF. WASHER SET (4-314876)
 JG. ARRUELAS DIF. 4-314876 + 2-314877
 001475

LK141 / LK140 / 110 / 111 / T112 / T113 / K112 / R112 / R142 / T142 / F112 / K113 / L113 /

315485 X GEAR BEVEL WASHER
 JG. ARRUELAS DIFERENCIAL (RBP830)
 009759

T112 / T113 / R113 / R112 / R142 / T142 / R143 /

315554 X DIFFER. WASHER KIT R770
 JOGO ARRUELAS DIFERENCIAL R770
 003247

T112 / K112 / R112 / R142 / T142 / F112 / K113 / L113 /

323508 X TANK STRAP REPAIR KIT
 REPARO CINTA TANQUE 112
 001517
 324937 X

/ F112 / T112 / R112 / T142 / R142

369910 X SYNCHRONIZER RING R.KIT
 JG. REP. ANEL SINCR. 8 MARCHAS P93/113/43
 010272
 374334 X
 369911 X

T113 / R113 / K113 / R143 / P93 / 114 / 124 / 164 / K124 / 94 / K94 / K114 /

369910 XA REPAIR KIT
 JG. REP. ANEL SINCR. 8 MARCHAS P93/113/43
 024829
 374334 XA
 369911 XA

378277 A AXLE REPAIR KIT W/
 REP. EIXO TANDEN S.4
 026101
 2262363 A
 2262263 A
 1799423 A
 1754546 A
 204733 A

378277 AC COMPLETE R.KIT BOGIE
 REP. EIXO TANDEN S.4 COMPLETO
 026353
 2504733 AC
 2262363 AC
 2262263 AC
 1799423 AC
 1754546 AC

550520 REPAIR KIT GEAR DRIVING
 REPARO MORINGA CAMBIO 112
 007416

/ T112 / K112 / R112 / R142 / T142 / F112

550537 REPAIR KIT GEAR DRIVING
 REPARO MORINGA CAMBIO 113
 007172

T112 / T113 / F113 / R113 / K112 / R112 / R142 / T142 / F112 / K113 /

550553 REPAIR SET
 REPARO RETARDER =PARCIAL= S.4/PGR
 019534
 1382189

SERIE4 / S.4/P.G.R.T /

550718 TIE ROD END REPAIR KIT -
 REP. TERMINAL DIRECAO =COMPLETO=
 001968

L75 / L76 / LK141 / LK140 / 110 / 111 /

550720 TIE ROD END REPAIR KIT -
 REP. TERMINAL DIRECAO =PARCIAL=
 001969

L75 / L76 / LK141 / LK140 / 110 / 111 /

550905 REAR HUB CUBE REPAIR
 REP. CUBO RODA TRASEIRA 112/113
 008959

/ P93 / F113 / K113 / T113 / R143 / L113

1.69 RETENTOR

RETAINER

1386227 RETAINER
 RET. MANCAL DESLIZ. EIXO BOGIE S.4
 011911

114 / 124 / 164 / P.G.R. / 94 /

1392708 ENGINE FRONT RETAINER
 RETENTOR DIANT. MOTOR S.4
 019593

114 / 124 / 164 / 94 / K94 / P.G.R.S. / F/K/N ONIBUS /

1.70 ROLAMENTO
ROLLER BEARING

389434 BEARING

ROL. AGULHA PLAN. CAMBIO 94/114/24/64
007988



/ P93 / K113 / R113 / T113 / R143 / 94 / 114 / 124 / 164 / K94 / K114 / K124 / P.G.R.

1.71 ROLETE
ROLLERS

1386452 FORK SHEAVE 113

ROLETE CENTRAL GARFO MANCAL EMBR. 113
007881



K124 / 94 / F94 / K94 / K114 /

154259 BRAKE ROLLER 112/3

ROLETE SAPATA FREIO 112/3 S/BUCHA
000373



/ L75 / L76 / LK141 / LK140 / 110 / 111 / T112 / T113 / F113 / R113 / K112 / R112 / R142 / T142 /

154259 X BRAKE ROLLER 112/3

ROLETE SAPATA FREIO C/BUCHA 112/3 S.4
018558



L75 / L76 / LK141 / LK140 / 110 / 111 / T112 / T113 / F113 / R113 / K112 / R112 / R142 / T142 /

244954 SYNCHRON. SCREW

ARESTA SINCRON. CX. CAMBIO
001550
332613
325109



LK141 / LK140 / 110 / 111 / T112 / T113 / F113 / R113 / K112 / R112 / F112 /

264120 TRANSMISSION CYLINDER

ARESTA REDUTOR CAMBIO 111/2/3
001087



LK141 / LK140 / 110 / 111 / T112 / T113 / R113 / R112 / R142 / T142 / R143 /

544039 TRANSMISSION CYLINDER

ARESTA RED. CAMBIO 111/2/3 =COM PINOS=
003729



LK141 / LK140 / 110 / 111 / T112 / T113 / R113 / R112 / R142 / T142 / R143 /

1.72 ROTOR
ROTORS

1377840 WATER PUMP ROLLER

ROTOR BOMBA D'AGUA 114/24/64
006691



114 / 124 / K124 / 94 / K94 / K114 /

139309 WATER PUMP ROLLER 110

ROTOR S/RASGO CHAV. B'B D'AGUA 110
000258



L75 / L76 / 110 / B75 / B76 /

1534248 WATER PUMP ROTOR S.5

ROTOR B'B D'AGUA S.5
012946



114 / 124 / P.G.R. / K124 / 94 / K94 / K114 /

261576 WATER PUMP ROLLER 142

ROTOR BOMBA D'AGUA 142
002920



LK141 / LK140 / R142 / T142 / R143 /

265722 WATER PUMP ROLLER 111/

ROTOR BOMBA D'AGUA 111/2/3
001099



/ 111 / T112 / T113 / F113 / R113 / K112 / R112 / F112 / K113 / L113 /

1.73 SAPATA BRAKE SHOES

1423484 GEAR BOX FORK SHOE S.4/

SAPATA GARFO CAMBIO S4/P.G.R.
024546
1105282



1526229 SLIDER P.G.R.T./FKN

SAPATA GUIA GARFO ENGATE P.G.R.T./FKN
026321



1731567 GEAR BOS FORK SHOE

SAPATA GARFO DIFERENCIAL RB660 P.G.R.
025308
1344741



1.74 SEDE BALL SEATS

10226 BALL SEAT 10225

SEDE ARTICULACAO 10225
000003



L75 / L76 / LK141 / LK140 / 110 / 111 /

1.75 SELO SEALINGS

1345683 CAP

SELO BLOCO MOTOR S.4 =36 X 11 X 1,6=
010313



P93 / 114 / 124 / 164 / P.G.R. / K124 / 94 / F94 /
K94 / K114 /

234324 SYNC. SPRING SEAL

SELO MOLLA SINCRONIZADO
000896
812314



/ 111 / LK140 / LK141 / T112 / R112 / K112 /
F112 / T142 / R142 / F113 / R113 / T113

237903 ENGINE BLOCK SEAL 111/2/

SELO BLOCO MOTOR 111/2/3/4
000930
1378301



110 / 111 / T112 / T113 / F113 / R113 / K112 /
R112 / F112 / K113 / L113 / P93 / 114 / 94 / F94 /

1.76 SERVO EMBREAGEM CLUTCH SERVO

1421186 I CLUTCH SERVO 114

SERVO EMBR. INJETADO 114
018469
1513717 I
1469161 I
1454590 I
1367453 I



114 / 124 / 164 / P.G.R. / K124 / 94 / F94 / K94 /
K114 /

371612 B CLUTCH SERVO 110MM

SERVO EMBR. C/ COTOV. 45 - 110MM 112/3
016462
1747895 B
1331770 B
374116 B



T112 / T113 / F113 / R113 / K112 / R112 / R142 /
T142 / F112 / K113 / R143 / L113 / P93 /

371612 I CLUTCH SERVO 110M 112/3

SERVO EMBR. 110MM 112/3
016126
1747895 I
1331770 I
374116 I



T112 / T113 / F113 / R113 / K112 / R112 / R142 /
T142 / F112 / K113 / R143 / L113 / P93 /

1.77 SUPORTE
BRACKET
1100734 RH SIDE ENGINE BRACKET

SUPORTE MOTOR L.D. 113
003279
291279



T113 / F113 / R113 / K113 /

1103397 LH SIDE ENGINE BRACKET

SUPORTE MOTOR L.E. 113
003278



T113 / F113 / R113 /

1121035 RADIATOR FRAME

SUPORTE ARMAÇAO RADIADOR L.E.112/3
003627



T112 / T113 / T142 /

1308161 BRACKET (FROM M.3092621)

SUPORTE ALTERN. (A PARTIR M.3092621)
002502
1341749



T113 / R113 /

1325808 CHASSI BAR SUPPORT 94/

SUPORTE MOLLA DIANT. 94/114/124
005961
1725915
1493210



/ 114 / P.G.R. / 94 / 124 / 164

1333733 SUPPORT SCAINA S4

SUPORTE FIXAÇAO TOMADA AR S.4
010230



114 / 124 / 164 / P.G.R. / 94 /

1340870 CAB. AIR SUSP. SUPPORT

SUPORTE SUSP. AR CAB. LEITO L.D. 113
002855


1340871 CABINE AIR SPRING

SUPORTE SUSP. AR CAB. LEITO L.E. 113
002856


1343131 REAR CAB SUSPENSION

SUPORTE SUSP. TRAS. CABINE 94/114/24/64
006804
1781929



114 / 124 / 164 / P.G.R. / 94 /

1368917 AIR BOX DEFLECTOR

SUPORTE DEFL. AR CABINA L.E. 94/114/24/64
006951



114 / 124 / 164 / 94 /

1368918 AIR BOX DEFLECTOR

SUPORTE DEFL. AR CABINA L.D. 94/114/24/64
006952



114 / 124 / 164 / 94 /

1385082 MANIFOLD BRACKET

SUPORTE COLETOR FREIO MOTOR S.4
016276



/ 114

1395048 REAR SPRING BRACKET

SUPORTE MOLLA TRAS. L.D. S4
009578
1369518
1320288



T113 / 114 / 124 / 164 / P.G.R. / 94 /

1413898 FRONTAL AIR DEFLECTOR

SUPORTE DEFL. AR FRONTAL 94/114/24/64
006812
1360030



114 / 124 / 164 / 94 /

1452380 GEAR LEVER BRACKET

SUPORTE FIXAÇAO ALAV. CAMBIO P.G.R.
016280



/ P.G.R.

1452427 GEAR LEVER BRACKET

SUPORTE FIXAÇAO ALAV. CAMBIO P/G/R/T
016281



/ P.G.R.

1543597 GEAR ROD BRACKET

SUP. BARRA MANOBRA CAMBIO P.G.R.
016287



/ P.G.R.

172759 REAR SUPPORT (LONG)

SUP. TRAS. (MOLLA DIANT. LONGA) L.E. 110/11
009575



LK141 / LK140 / 110 / 111 /

1849251 OIL RADIATOR BRACKET LH

SUPORTE RADIADOR AR L.E. P.G.R.
016306
1547309



/ P.G.R.

211137 ENGINE BRACKET RH 111/2/

SUPORTE MOTOR+ALTERN. L.D. 111/2/3
000754



/ T112 / T113 / F113 / R113 / R112 / L75 / L76 / 110 / 111 / F112

2630545 RADIATOR SUPPORT LR L.

SUPORTE RADIADOR L.D. L.P.G.R.S
026472


2630546 RADIADOR SUPPORT LE L.

SUPORTE RADIADOR L.E. L.P.G.R.S
026473


283642 REAR SPRING BRACKET

SUPORTE MOLLA TRASEIRA 112/3
001189



F112 / T112 / R112 / R142 / P93 // F113 / R113 / T113 / R143

284343 ROLL BEARING BRACKET =

SUPORTE ROLAMENTO CARDA =CURTO=
001195
1859824
1377014



T112 / F113 / R113 / R112 / T142 / F112 / R143 / 114 / 124 / 164 / P.G.R. / K124 / 94 / K94 / K114 /

1.77 SUPORTE BRACKET

284346 ROLL BEARING BRACKET

SUPORTE ROLAMENTO CARDA
001196
1377017



111 / T112 / 114 / 124 / 164 / 94 /

300819 BONNET PIN BRACKET

SUPORTE PINO CAPO (SINO)
001343



T112 / T142 / T113 /

311062 WATER RADIATOR LOWER

SUPORTE INF. RAD. D'AGUA P93/R113/143
006940



R113 / R143 / P93 / R112 / R142 / F112 /

311063 RADIATOR UPPER

SUPORTE SUP. EXT. RAD. P93/F/R113/143
006939



311064 UPPER RADIATOR INT.

SUPORTE INT. SUP. RAD. P93/F/R113/143
006938



313503 NOZZLE INJECTOR

SUPORTE BICO INJETOR 112
007894



T112 / K112 / R112 / F112 /

314834 CENTRAL BEARING

SUPORTE ROLAMENTO CENTRO
001472
1505796
1377019



T112 / T113 / F113 / R113 / R112 / F112 / R143 /
P93 / 114 / 124 / 164 / P.G.R. / K124 / 94 / F94 /

329579 SUPPORT BUFFER BONNET

SUPORTE COXIM APOIO CAPO L.E. T113
006941



/ T112 / T113 / T142

331329 TURNING BAR BEARING

SUPORTE MANCAL ESTABIL. 112/3
002870



T112 / T113 / F113 / R113 / K112 / R112 / R142 /
T142 / F112 / K113 / R143 / L113 / P93 /

334420 INTERCOOLER AIR RAD.

SUP. RAD. AR INTERC. 112/3
002601



T112 / T113 / P93 /

342080 OIL PRESSURE BRACKET

SUPORTE BULBO PRESSAO OLEO
002726
1677712



T112 / T113 / R113 / K112 / R112 / R142 / T142 /
F112 / K113 /

365372 BRACKET T113

SUPORTE ALTERN. (MOD.NOVO) T113
002919



T112 / T113 / R113 / R112 /

1.78 TAMPA COVER

1381114 HUB CAP

TAMPA CUBO RODA DIANTEIRA S.4
008978
1750065
1480333



114 / 124 / 164 / K124 / 94 / F94 / K94 / K114 /

141166 BRAKE LEVER BRACKET

TAMPA VED. SUPORTE CATRACA TR.111/2/3
003015



L75 / L76 / LK141 / LK140 / 110 / 111 / T112 /
T113 / F113 / R113 / K112 / R112 / R142 / T142 /

159985 STEERING COLUMN COVER

TAMPA TERMINAL DIRECAO
000408



L75 / L76 / LK141 / LK140 / 110 / 111 /

2026841 WATER PUMP COVER P.G.

TAMPA B'B D'AGUA P.G.R.
023364



204738 REAR AXLE COVER 6 X 4

TAMPA EIXO TANDEM 6 X 4 112/3
003425
1378337



LK141 / LK140 / 110 / 111 / T112 / T113 / R113 /
R112 / R142 / T142 / R143 /

273120 FUEL TANK CAP 112/3

TAMPA INSP. TANQUE COMB. 112/3 (CEGA)
001123
2023307



T112 / T113 / R113 / R112 / R142 / T142 / F112 /
R143 / P93 / 114 / 124 / 164 / P.G.R. / 94 / F94 /

273120 A FUEL TANK INSP. COVER

TAMPA INSP. TANQUE COMB. 112/3 (C/FURO)
003488



T112 / T113 / R113 / R112 / R142 / T142 / F112 /
R143 / P93 / 114 / 124 / 164 / P.G.R. / 94 / F94 /

320654 TANK LOWER COVER WITH

TAMPA INF. TANQUE C/ REGISTRO =10MM=
003221
1377259
1364682



T112 / T113 / R113 / R112 / R142 / T142 / R143 /
P93 / 114 / 124 / 164 / 94 /

1.78 TAMPA

COVER

320654 A TANK LOWER COVER WITH

TAMPA INF. TANQUE C/ REGISTRO =12MM=
005168
1377258 A



T112 / T113 / R113 / R112 / R142 / T142 / R143 /
P93 / 114 / 124 / 164 / 94 /

537180 FUEL TANK CAP W/

TAMPA INF. TANQUE C/ CONEXAO =10MM=
001886



T112 / T113 / R113 / R112 / R142 / T142 / R143 /
P93 / 114 / 124 / 164 / 94 /

537180 A FUEL CAP

TAMPA INF. TANQUE C/ CONEXAO =12MM=
009080



T112 / T113 / R113 / R112 / R142 / T142 / R143 /
P93 / 114 / 124 / 164 / 94 /

1.79 TERMINAL

TERMINALS

1112539 ENGINE BRAKE AXLE BALL

TERM. ESF. EIXO FR. MOTOR DS11 F/K/R/T 113
006799



T113 / F113 / R113 / K113 / 114 / 124 / P.G.R. /
K124 / 94 / F94 / K94 / K114 /

1356022 BALL SOCKET GEARSHIFT

TERMINAL ALAVANCA CAMBIO 114/24
006961
2237343
1761714
1384624
550268



114 / 124 / 164 / P.G.R. / 94 /

1.80 TRAVA

LOCKS

1360294 GASKET LOCK EXHAUST

TRAVA JUNTA DESLIZ. TUBO ESCAPE S.4
011174



114 / 124 / K124 / 94 / F94 / K94 / K114 /

137658 BONNET LOCK HOUSING

COPO DA TRAVA CAPO 111
002575



/ L75 / L76 / 110 / 111

1530280 CABIN LOCK CYLINDER

CILINDRO TRAVA CABINE S.4
009953
1829525



114 / 124 / 164 / P.G.R. / 94 /

171646 WATER PUMP SHAFT NUT

TRAVA ARANHA PORCA EIXO B'B AGUA 110
000507



L75 / L76 / 110 / K112 /

184055 END YOKE LOCK WASHER

TRAVA ARANHA FLANGE CARDA 111/2/3
000600



L75 / L76 / LK141 / LK140 / 110 / 111 / T112 /
T113 / F113 / R113 / K112 / R112 / R142 / T142 /

65027 BONNET CPL LOCK 111

TRAVA COMPLETA CAPO 111
000117



L75 / L76 / 110 / 111 /

1.81 TUBO

TUBE

145150 SHAFT SEMI GUIDE TUBE

TUBO GUIA SEMI EIXO 111
000338



/ L75 / L76 / LK141 / LK140 / 110 / 111

172089 SHAFT SEMI GUIDE TUBE

TUBO GUIA SEMI EIXO 112
000510
390532



/ LK141 / 111 / T112 / T113 / K112 / R112 / R142 /
T142 / K113 / L113

244948 BOX INTERM. LUBRIC. TUBE

TUBO LUBRIFICACAO INTERM. CX. 111
000994



/ 110 / 111 / LK140 / LK141

351120 THERM. HOUSING FLANGE

TUBO FLANG. CARC. THERMOST. 113
003053
318361

imagem
indisponivel

/ F112 / T112 / R112 / R113 / T113 / R143

1.81 TUBO TUBE

384037 HEAD CYLINDER FLANGE

TUBO FLANGEADO CABECOTE 112/3

003433
283082



T112 / T113 / F113 / R113 / R112 / F112 /

390533 LEFT AXLE SEMI TUBE

TUBO GUIA SEMI EIXO ESQ. 112HW/113

002535



/ T112 / T113 / 114 / F113 / K113 / R113 / R143 / P93 / R112 / R142 / K124 / 94 / L113 / T142 /

390536 RIGHT AXLE SEMI TUBE

TUBO GUIA SEMI EIXO DIR. 112HW/113

002536



/ F112 / T112 / R112 / T142 / R142 / P93 / F113 / K113 / R113 / T113 / R143 / L113 /

1.82 TUCHO TAPPETS

131105 VALVE TAPPET 111/2/3/4

TUCHO DE VALVULAS 111/2/3

000187
1522013
1420836
1361198
1116635



L75 / L76 / LK141 / LK140 / 110 / 111 / T112 / T113 / F113 / R113 / K112 / R112 / R142 / T142 /

1.83 UNIAO LATAO UNION BRASS

813193 UNION

UNIAO RETA S.4/P.G.R.

017468



114 / 124 / P.G.R. / K124 / 94 / K94 /

1.84 VALVULA VALVE

1111195 SAFETY VALVE

VALVULA SEGURANCA M16 X 1,50

025864



1368497 HYDRAULIC RETAINING

VALV. RETORNO DIESEL MOTOR 9L S.4

013083
2417413085



P.G.R. / 94 / K94 /

1379215 HYDRAULIC RETAINING

VALV. RETORNO DIESEL MOTORES 11/12/16L

009568
2417413092
1917514
1864034



114 / 124 / 164 / K114 / K124 / P.G.R. /

154523 RETURN DIESEL VALVE

VALVULA RETORNO DIESEL =RET 1,5 KG=

000377
313969
154535



T112 / T113 / F113 / R113 / K112 / R112 / F112 / K113 / R143 / L113 / P93 /

154523 A RETURN DIESEL VALVE

VALVULA RETORNO DIESEL =RET 2,0 KG=

006790
313969 A
154535 A



T112 / T113 / F113 / R113 / K112 / R112 / F112 / K113 / R143 / L113 / P93 /



1.85 VALVULA DIVERSAS
DIVERSE VALVE
259100 OIL PRESSURE CONTROL

VALVULA CONTROLE PRESSAO OLEO

 001066
 1333597
 1322938
 1322585

 / 110 / 111 / T112 / T113 / F113 / R113 / K112 /
 R112 / F112 / K113 / L113 / 114

1.86 VARETA
ROD
1364944 VALVE SHAFT

VARETA VALVULA T113/S.4

 010865
 1886759
 1537951


114 / 124 / P.G.R. / K124 / 94 / K94 / K114 /

1400779 TRIGGERING STICK -

VARETA ACION. UNID. INJECAO 114/124

010861



114 / K124 / 124 /

265476 VALVE DIPSTICK DS 14

VARETA VALVULA DS 14

 001098
 1420832


LK141 / LK140 / R142 / T142 / R143 /

271676 VALVE DIPSTICK DS 11

VARETA VALVULA DS 11

 001111
 1422308

 110 / 111 / T112 / T113 / F113 / R113 / K112 /
 R112 / F112 / K113 / L113 /

1.87 VEDADOR
SEALINGS
1302827 RING

ANEL BORRACHA CHATA CAMISA S.4

009599



P93 / 94 / F94 / K94 /

1302828 SV RUBBER RING DS14

ANEL BORR. CHATA CAMISA - MOTOR 11/12/

 025415
 342989 SV
 170951 SV

1376911 MOULDING

VEDADOR COMPRESSOR 94/114/24/64

 009119
 1871043

 114 / 124 / 164 / P.G.R. / K124 / 94 / F94 / K94 /
 K114 /

1386105 TANDEM AXLE BUSHING

VEDADOR BUCHA EIXO TANDEM 113/S.4

012892



114 / 124 / 164 / P.G.R. / 94 /

1420501 VALVE SEAL

VEDADOR TAMPA VALVULA S.4

010835



94 / F94 / K94 /

261578 SEAL WATER PUMP

VEDADOR PORC. SELO B'B D'AGUA

001074


 L75 / L76 / LK141 / LK140 / 110 / 111 / T112 /
 T113 / F113 / R113 / K112 / R112 / R142 / T142 /

2.01 ABRACADEIRA CLAMP

8154849 V REAR FENDER CLAMP FH/
ABRACADEIRA PARALAMA TRAS. FH/NH/FM
016324



2.02 ACOPLAMENTO COUPLING

417512 V INJECTION PUMP COUPLING
LAMINA ACOPL. B'B INJETORA
001679
479459 V



479458 V INJECTION PUMP COUPLING
LAMINA ACOPLAMENTO
004442



B7R / B10B / B10M / B7F / FH16 / FM10 / NL12 /
NL10 / B7 / B12 / B10R / B10L / FL10 / FH16J /

2.03 ALAVANCA LEVER

8129951 V CLUTCH COMMMAND LEVER
ALAV. ACION. GARFO EMBREAGEM NL10/12/
014017

imagem
indisponivel

/ FH12 / FM12 / NH12 / FM10 / NL10 / B10M /
NL12

2.04 ANEIS DIVERSOS RING

1542780 V RING
ANEL INTERCOOLER NL10/340/360/EDC410
011707
HCV01243 V



B7R / B7F / NL12 / B7L / NL10 / N12 / F10 / F12 /
B7 / B10R / F16 / FL10 / FL7 / B12B / B9L / B9R /

1547255 V SEAL
ANEL RET. RETORNO TURBINA D12A/C/D/D13
017148
21940615 V



FM / B9L / B9S / B9R / B12B / B12M / FH / FH16 /
B12 / FH12 / FM12 / NH12 / FL12 / B13R / FM9 /

1675066 V RING
ANEL INTERCOOLER FH/NH380/420
011705



B7R / FH16 / FM10 / B7L / B12 / FH12 / FM12 /
FM9 / FH16J / B12M / NH12 / B13R / FL12 / B12R /

20451487 V OIL PUMP SEAL RING FH/
ANEL VEDACAO BOMBA OLEO FH/FH12/FM/FM/
025317
22275838 V



20526428 V CYLINDER HEAD VALVE
ANEL VEDACAO VALV. CABEC. FH12/FM12/
025315
1636309 V



20851010 V SEAL
ANEL GARFO EMBREAGEM FM12/NH12/FH12
016054
20569195 V
1672952 V



270950 V RING SET NL12
JG. ANEIS CAMISA NL12 -SILICONE=
002926



NL12 /

469509 V TURBO RING
ANEL TURBINA FH/NH380/420
011708
20787384 V



B10B / B10M / N10 USA / B58 / NL10 / N10 / F10 /
B12 / B10L / FH12 / FH / FM / FM12 / NH12 / B12R

2.04 ANEIS DIVERSOS

RING

471708 V SEALING RING

ANEL VEDACAO DIV. APLIC. FH/FM/D12/D13
017146



FH16 / FL7 / FH12 / FH / FM / FM12 / FM9 / B12M /
NH12 / B12B / B9L / B9S / B9R /

2.05 ARRUELA

WASHER

1076701 V LOCK WASHER

ARRUELA CUBO DIANT. FH/NH/FM
025379
21806624 V
21509766 V



1080345 V STEERING KNUCKLE

ARRUELA REP. MANGA (P. FINO)
003217



/ NL10 / NL12 / N10 / N12 / FE7 USA / FL6 /
FL608 / FL615

120228 V PLANETARY WASHER N10/

ARRUELA PLANETARIA N10/12/B10/B58E
007076



/ N10 / B58 / F12

1508110 V STEERING KNUCKLE

ARRUELA REP. MANGA (PINO 48MM)
003218



B7R / B10M / B7F / FH16 / NL12 / N10 USA / FE7
USA / B7L / B58 / NL10 / F10 / F12 / B7 / B12 /

1523185 V PLANETARY WASHER

ARRUELA PROT. PLANETARIAS
007080



B10B / FH16 / FM10 / FM7 / NL12 / NL10 / F10 /
B12 / FH12 / FH / FM / FM12 / FM9 / NH12 / FH12J

1523186 V SATELLITE WASHER

ARRUELA PROT. SATELITES
007081
85114706 V



B10B / FH16 / FM10 / FM7 / NL12 / NL10 / F10 /
B12 / FH12 / FH / FM / FM12 / FM9 / NH12 / FH12J

1523186 VX SATELLITE WASHER

JOGO ARRUELAS DIF. VOLVO
023679
1523185 VX



B10B / FH16 / FM10 / FM7 / NL12 / NL10 / F10 /
B12 / FH12 / FH / FM / FM12 / FM9 / NH12 / FH12J

941744 V EXHAUST MAN. WASHER

ARRUELA COLETOR ESCAPE
004054



B10B / B10M / FH16 / NL12 / N10 USA / B58 /
NL10 / F10 / F12 / B12 / B10R / N12 USA / B10L /

2.06 ATUADOR

ACTUATOR

1655134 V CLUTCH EXCH

ATUADOR EMBREAGEM
004157



B7R / B10B / B10M / B7F / FM10 / NL12 / FE7
USA / NL10 / N10 / N12 / F10 / F12 / B12 / B10R /

3191965 V CLUTCH FORK BASE

ATUADOR GARFO EMBREAGEM FH/NH/FM
011035
21100 V



FH / FM / NH /

2.07 BATENTE

STOPPER

1629553 V REAR SPRING STOP

BATENTE MOLA N10/12/NL10/12
009490
20390836 V



FM10 / FM7 / NL12 / N10 USA / NL10 / F10 / FL7 /
FH12 / FM12 / NH12 / FL12 / NL10 AUS. / NL12

2.08 BICO REFRIGERACAO NOZZLE COOLING

468539 V PISTON NOZZLE COOLING

BICO REFRIG. PISTAO MOTOR NL12
001694



NL12 / N12 / B12 / N12 USA /

2.09 BOMBA D'AGUA WATER PUMP

20505543 V WATER PUMP HOUSING

VOLUTA B'B D'AGUA FH/FM/NH/MOTOR D12D/
018159
22195464 V
21284318 V



FH / FM /

8170305 V WATER PUMP FH/D12C

B'B D'AGUA FH/D12C
014014
20734268 V
20713787 V
20431135 V
UB0112 V
MNKBA06580 V



2.10 BUCHAS DIVERSAS BUSHING ALL TYPE

1508437 V AXLE REP. SPACER

BUCHA ESPAC. REP. MANGA
003220



B7R / B10M / B7F / NL12 / N10 USA / FE7 USA /
B58 / NL10 / N10 / N12 / F10 / F12 / B7 / B12 /

1546517 V EXHAUST MANIFOLD

BUCHA COLETOR ESCAPE D12A/C
025382



1573522 V AXLE "S" BUSHING

BUCHA BRONZE EIXO "S"
003106
1606683 V



20428165 V STABILIZER BAR BUSHING

BUCHA BARRA ESTAB. DIANT. FH
015933



20496334 V BUSHING

BUCHA BRONZE PINO MANGA EIXO VM
012830
85132323 V



VM /

3173239 V BUSHING

BUCHA PINO MANGA EIXO FH
010472



FM10 / FH12 / FM12 / NH12 /

348978 V BRAKE BUSHING

BUCHA BRONZE PATIM FREIO
002818
1606681 V



NL12 / B58 / NL10 / N10 / N12 /

422047 VB OIL PUMP INTERM. GEAR

BUCHA ENGR. INTERM. B'B OLEO
005206



/ B12 / B58 / F10 / F12 / FM10 / N10 USA / NL10 /
NL12

6879862 V AXLE REP. SPACER

BUCHA ESPAC. REP. MANGA
003219



8150255 V BUSHING

BUCHA ESPAC. PINO MANGA EIXO FH
010487



946176 V BELT STRETCHER

BUCHA ESTICADOR CORREIA
006227



NL10 / NL12 / B58 / N10 / N12 /

999340 V ARTICULATE PISTON

BUCHA PISTAO ARTICULADO
005207



2.11 BUJAO

PLUG

467365 V HEAD CYLINDER *ALL*

BUJAO CABECOTE =TODOS=
003530



B10B / B10M / NL12 / N10 USA / B58 / NL10 / N12 / F10 / F12 / N12 USA / FL10 /

2.12 CALCO

SHIM

192464 V SHIM

CALCO CUBO REDUTOR 0,35 RAN-2
014450



/ N10

3197752 V STEERING KNUCKLE PIN

CALCO PINO MANGA EIXO 68,1X88,5X0,05
010473



FH16 / FM10 / FM7 / FH12 / FH / FM / FM12 / FM9 / NH12 / FL6 /

422619 V CYLINDER LINER SHIM 0,

CALCO CAMISA 0,20 MM N/NL10/B58/B10M
007876



B10B / B10L / B10M / F10 / FM10 / NL10 /

422619 VA CYLINDER LINER SHIM 0,10

CALCO CAMISA 0,10 MM N/NL10/EDC/B58/10M
012547



B10B / B10M / FM10 / NL10 / F10 / B10L /

422620 V CYLINDER LINER SHIM 0,

CALCO CAMISA 0,30 MM N/NL10/EDC/B58/10M
012548



B10B / B10M / FM10 / NL10 / F10 / B10L /

422621 V CYLINDER LINER SHIM 0,

CALCO CAMISA 0,50 MM N/NL10/EDC/B58/10M
012549



/ NL10 / B10M / B10B / FM10 / B10L / F10

45544 V SLEEVE REPAIR SHIM (0,10

CALCO REPARO MANGA (0,30MM)
003211



NL12 / NL10 /

45545 V SLEEVE REPAIR SHIM (0,40

CALCO REPARO MANGA (0,10MM)
003212



NL10 / N10 /

468271 V CYLINDER LINER SHIM 0,

CALCO CAMISA 0,20 MM N/NL12/EDC/B12
012544



NL12 / B12 /

468271 VA CYLINDER LINER SHIM

CALCO CAMISA 0,10 MM N/NL12/EDC/B12
012543
468270 VA



NL12 / B12 /

468273 V CYLINDER LINER SHIM 0,

CALCO CAMISA 0,50 MM N/NL12/EDC/B12
012546



/ NL12 / B12

940366 V SLEEVE REPAIR SHIM (0,40

CALCO REPARO MANGA (0,10MM)
003213



B7R / B10M / B7F / NL12 / N10 USA / FE7 USA / B58 / NL10 / N10 / B10 / F10 / F12 / B7 / B12 /

940367 V SLEEVE REPAIR SHIM (0,10

CALCO REPARO MANGA (0,30MM)
003214



B7R / B10M / B7F / NL12 / N10 USA / FE7 USA / B58 / NL10 / N10 / B10 / F10 / F12 / B7 / B12 /

2.13 CAPA COVER

478074 V VALVE CAP

CAPA DE VALVULA
003232



/ NL10 / NL12 / B58 / N10 / N12 / B10M / B10B /
FL10 / FM10 / F10 / F12 / N10 USA / N12 USA /

2.14 CILINDRO CYLINDER

20553368 V CLUTCH CYLINDER VOLVO

CIL. EMBR. VOLVO VM
024837



VM17 / VM23 /

2.15 CONE CONE

1591045 V AXLE STUD CONE

CONE PRIS. PONTA EIXO
002476



2.16 COXIM RUBBER MOUNTING

20499469 V ENGINE REAR MOUNT D12D

COXIM TRASEIRO MOTOR D12D
015032
21228154 V
21228153 V
20723225 V
20723224 V
20499470 V



FH16 / FH12 / FH / FM / FM12 / NH12 /

21416525 V GEARBOX REAR MOUNTING

COXIM TRAS. SUSP. CAMBIO FH/FM = FH <
024342



21997378 V FRONT ENGINE MOUNTING

COXIM DIANT. SUSP. MOTOR FH/FM = FH <
024343
21810944 V



2.17 DIAFRAGMA

DIAFRAGM

383972 V DIAPHRAGM

DIAFRAGMA BLOQUEIO
014452



/ NL10 / NL12 / B58 / FH12 / N10 / N12 / B10M / NH12 / B12 / B10R / FH / FM / B10B / FM12 / FS7 /

2.18 EIXO

AXLE

1638137 V INJECTOR PUMP COUPLING

EIXO ACOPLAMENTO B'B INJETORA EDC
011789
8112797 V
1638206 V



B10B / B10M /

422019 V ENGINE VALVE BALANC.

EIXO BALANC. VALV. MOTOR NL10/12/B58/
011681



/ NL10 / B58 / B10M / B10B / FL10 / FM10 / F10 / N10 USA

2.19 ESTICADOR

BELT TENSIONER

1660003 V WATER PUMP BELT

SUP. ESTIC. CORREIA B'B D'AGUA
003549



/ N12 / NL12 / N10

2.20 FILTRO

FILTER

1676832 V DIESEL FILTER BRACKET

CABECOTE SUPORTE FILTRO DIESEL
003192
8194541 V



B10B / B10M / FH16 / FE7 USA / B58 / B10L / FH16J / FL6 /

3943381 V FUEL FILTER SEAT

CABECOTE FILTRO DIESEL
009262



B7R / B10M / B7F / FH16 / FM10 / FM7 / B7L / B12 / FH12 / FM12 / NH12 / FL6 / FL616 / FL619 /

2.21 FREIO MOTOR EXHAUST BRAKES

21284852 V ENGINE BRAKE 85MM

FREIO MOTOR 85MM =3-3/8 VM17/23

018151
20843687 V
20843686 V



VM17 / VM23 /

2.22 GARFO FORK

8172031 V CLUTCH FORK

GARFO EMBREAGEM NH/FH/FM

011692



2.23 JUNTA GASKET

1521564 V GASKET CLUTCH HOUSING

JUNTA MORINGA CAMBIO VT

016266



FH12 / B12M / NH12 // FH / FM / FM12 / FH16 / VM / FM9 / B12B

20479636 V THERM. VALVE HOUSING

JUNTA CARC. VALV. TERMOST. FH/FM/FM9

025286



3830184 V DISTRIBUTION COVER

JUNTA VED. TAMPA DISTRIB. FH12/FM12/

025319



469483 V RETAINER RING OF OIL

ANEL RETENTOR RADIADOR DE OLEO

003885



B10B / B10M / FM10 / NL12 / B58 / NL10 / N10 / N12 / F10 / F12 / B12 / B10L /

2.24 KIT KIT

3095043 V REAR HUB OIL SEAL KIT

KIT RETENTOR CUBO TRASEIRO FH

016218
8159000 V



3095043 VX REAR HUB OIL SEAL KIT

KIT RETENTOR CUBO TRASEIRO FH

024749
8159000 VX



2.25 MANGUEIRA

HOSE

21259899 V INTERCOOLER HOSE FM/FH

MANGUEIRA INTERCOOLER FM/FH
024841



2.26 MANGUEIRA SILICONE

SILICON HOSE

1676481 V BLUE INTER. HOSE 4

MANG. INTERC. GRAFITE 5ANEIS FH
004989
21312236 V
20589122 V
20561450 V
20463924 V



FH10 / FH12 / FM12 / NH12 // FH13 / B12M / FM13 / FH16 / B9L / B9S

20589125 V TURBO CHARGER AIR HOSE

MANGUEIRA SAIDA TURBINA FH/FM/VM
016227
21312238 V



FH12 / FH / FM / FM12 / VM /

21312237 V INTERCOOLER SILICONE

MANGUEIRA INTERC.REFORCADA FM
016231
20589123 V



FH12 / FH / FM / B12M / NH12 / B9L / B9S / B9R /

21312237 VA INTERCOOLER SILICONE

MANGUEIRA INTERC.REFORCADA FM
027249
20589123 VA
SABO055181
VA



21340660 V INTERCOOLER HOSE VM

MANGUEIRA INTERCOOLER VM260/270/310
025612



8149800 V INTERCOOLER HOSE W/

MANG. INTERC. C/BOCAIS E LUVAS EDC/FH12
006647



FH16 / FM10 / FH12 / FM12 / FM9 / B12M / NH12 / FH12J /

2.27 MORINGA

DRIVING SHAFT SLEEVE

20366711 V GEARBOX DRIVING SHAFT

MORINGA CAMBIO
014015
1521978 V



FH12 // FM12 / FM9 / FH16 / FH / FM / NH12 / VM

2.28 O'RING

O'RING

1547253 V WATER PUMP O'RING

O'RING B'B D'AGUA D12A D12C D13 FM FH
016327



B12 / FH12 / FH / FM / NH12 / B13R / FL12 / FH12J /

1547254 V WATER PUMP O'RING

O'RING B'B D'AGUA D12A D12A/C/D13/FM/NH/FH
016329



/ FH12 / B12M / NH12 / B12 / FH / FM / FM12 / B13R / FH12J / FM7 / FL12 / FM9 / B12R / B12B /

975697 V WATER PUMP SEAL RING

ANEL VEDACAO B'B'AGUA D13A
025384



2.29 PARAFUSO SCREW

423058 V VALVE REG. SCREW

PARAF. REGUL. VALVULA
001686
422993 V



FE7 USA / F10 / F12 /

2.30 PINO PIN

1621564 V STEERING KNUCKLE AXLE

PINO MANGA EIXO FH ATE 98
010464



B7R / B7F / F10 / F12 / B7 /

1629317 V TANK PIN BELT 30X115 FH/

PINO CINTA TANQUE 30X115 FH/NH/FM
011837



FH16 / FM10 / FM7 / NL12 / NL10 / B12 / FH12 / FH
/ FM / FM12 / FM9 / NH12 / FH12 CHID /

20390834 V STEERING KNUCKLE AXLE

PINO MANGA EIXO FH/NH/FM = A PARTIR 2004
009746



B7R / FH16 / FM7 / B7L / FH12 / FH / FM / FM12 /
FM9 / B12M / NH12 / B12B / B9S / B9R / FL6 / VM

20496332 V STEERING KNUCKLE AXLE

PINO MANGA EIXO VM
012829



VM /

20523015 V STEERING KNUCKLE AXLE

PINO MANGA EIXO FH13/B7/B9/FM/VM
014513



/ B7L / B9S / FL6

307697 TANK STRIP CYLINDER PIN

PINO CILINDRICO CINTA TANQUE
001415



B10M / NL12 / B58 / NL10 / N10 / N12

310948 V BUS FRONT AND REAR

PINO MOLAS DIANT. E TRAS. BUS
001439



/ B58

3197720 V STEERING KNUCKLE AXLE

PINO MANGA EIXO FH NH FM ATE 04
006209



6879856 V STEERING KNUCKLE AXLE

PINO MANGA EIXO (MENOR 45MM)
003216



NL12 / FE7 USA / NL10 / N10 / N12 / FL6 / FL608 /
FL615 / FE6 USA / FE7 /

8150740 V PIN

PINO VAZADO CINTA DIV. APLIC. TODOS
016342



B7R / B10B / B10M / FH16 / FM10 / FM7 / NL12 /
FE7 USA / B58 / NL10 / F10 / F12 / B12 / B10R /

8150742 V PIN

PINO ROSCADO CINTA DIV. APLIC. TODOS
016341



NL10 / NL12 / B58 / FH12 / B10M / B12M / NH12 /
B12 / B10R / FH / FM / B10B / FM12 / FL7 / FL10 /

2.31 PISTA SUPPORT

1672283 V REDUCER HUB RING

PISTA CUBO REDUTOR RAN-3
009673
1522374 V



B10M / FH16 / FM10 / FM7 / N10 / N12 / F10 / F12 /
FH12 / FH / FM / FM12 / FM9 / NH12 / NL12 S /

2.32 PORCA

NUT

20522928 V STEERING KNUCKLE PIN

PORCA PINO MANGA EIXO FH13/B7/B9
014512



B7L / FL6 /

8365532 V FRONT AXLE LOCK NUT

PORCA SEGUR. MANGA EIXO TODOS
003541



B10M / N10 USA / B58 / N10 / N12 / F10 / F12 /
N12 USA / FL10 / FL7 /

940175 V VALVE REG. SCREW NUT

PORCA PARAFUSO REG. VALV.
002540



943805 V PINION NUT

PORCA PINHAO
003538



/ F12 / FL7 / N12 USA / F10 / N10 USA / FE7 USA
/ FL10 / NL12 / NL10 / N12 / B10M / B58 / N10 /

2.33 PRESILHA

CLAMP

347133 V STOP CABLE CLAMP

PRESILHA CABO PARADA
001575



2.34 PRISIONEIRO DE ACO

STEEL STUD

6884590 V WHEEL HUB STUD

PRISIONEIRO CUBO RODAS
002497



NL12 / B58 / NL10 / N10 / N12 /

2.35 REPARO BOMBA D'AGUA

WATER PUMP REPAIR KIT

276814 V WATER PUMP REPAIR

REP. B'B D'AGUA NL12/B12/EDC/360/400
007836
276936 V



NL12 / B12 / EDC / EDC 360 / EDC 400 /

6889583 V CPL. WATER PUMP REPAIR

REP. BOMBA D'AGUA COMPLETO
003457

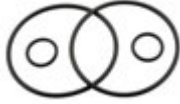


NL12 / NL10 / N12 /

2.36 REPARO FREIO AIR BRAKE REPAIR KIT

30011 V BRAKE CHAMBER REPAIR

REPARO CAMARA CAT MOD. VOLVO
016198



2.37 REPARO MANGA DE EIXO KING PIN REPAIR KIT

20751021 V KING PIN SET REPAIR KIT

REP. MANGA EIXO FH/FM/B12B/B12M
025358



3090266 V KING PIN KIT - B12/FH12 (94

REP. MANGA EIXO B12/FH12 (IMP.ANO 94 A 98)
006203



FH12 /

6889606 V KING PIN KIT W/O BUSHING

REP. MANGA EIXO =SEM BUCHA
008950
3090267 V



B7R / B10M / NL12 / B58 / NL10 / N10 / N12 / B12 / B10R /

6889606 VO KING PIN KIT W/ BUSHING -

REP. MANGA EIXO - B10M/B58 N10/12
003230
3090267 VO



NL12 / B58 / NL10 / N10 / N12 /

6889629 V KING PIN KIT W/O BUSHING

REP. MANGA EIXO - S/BUCHA ESPACADORA
008949



NL12 / NL10 / N10 / N12 /

6889629 VA KING PIN KIT W/ BUSHING

REP. MANGA EIXO - C/BUCHA ACETILICA
011480



NL12 / NL10 / N10 / N12 /

6889629 VO KING PIN KIT W/ BUSHING -

REP. MANGA EIXO - C/BUCHA ESP. NL10/NL12
003229



/ NL10 / NL12 / N10 / N12

8127759 V KING PIN KIT - FH/NH/FM

REP. MANGA EIXO FH/NH/FM (ANO 99 A 2004)
007954



85108338 V KING PIN KIT - FH/NH/FM -UP

REP. MANGA EIXO FH/NH/FM =PARTIR 04=
009745
3093731 V



FH16 / FM10 / FM7 / FH12 / FH / FM / FM12 / FM9 / NH12 / B12B / FL6 / VM /

85109218 V KING PIN KIT - VM

REP. MANGA EIXO VM C/ROL. AGULHA
012872



VM /

85109218 VA KING PIN KIT - VM W/

REP. MANGA EIXO VM C/ROL.=COMPLETO=
016464



VM /

2.38 REPAROS DIVERSOS REPAIR KIT

6879860 VX RING SET FOR 6889629 V

JG. ANEIS P/ 6889629 V
003263



/ NL10 / NL12 / N10 / N12 / FE7 / FE7 USA / FL6 / FL608 / FL615 / FE6 USA

6884590 VX SET (6883450 + 6884590)

CONJUNTO (6883450 + 6884590)
014566



/ B58 / N10 / N12 / NL10 / NL12

2.39 RETENTOR

RETAINER

1638052 V ENGINE BRIDLE RETAINER

RETENTOR FREIO MOTOR D12 FH/FM/NH12
025291



20399560 V REAR HUB RETAINER FH

RETENTOR CUBO TRASEIRO FH
024200



20483426 V OILSEAL GEAR BOX I SHIFT

RETENTOR MORINGA CX. I-SHIFT FH/FM
025288



20518642 V REAR HUB RETAINER FH

RETENTOR CUBO TRASEIRO FH
024199



3094807 V REAR CUBE RETAINER

RETENTOR CUBO TRASEIRO RAM III/IV
011887
1672249 V
1522372 V



3173774 V RETAINER


RETENTOR PINO MANGA EIXO FH
010477
1076621 V



B7R / FH16 / FM10 / FM7 / B7L / FH12 / FH / FM / FM12 / FM9 / B12M / NH12 / B12B / B9R / FL6 / VM

3199066 V RETAINER BACK CUBE FH/

RETENTOR CUBO TRASEIRO FH/FM/NH
019759



FH12 / B12M / NH12 / FH / FM / FM12 / FL7 / FL10 / FH16 / B13R / FE / FM10 / FM7 / FL12 / VM / FM9 /

2.40 ROLAMENTO

ROLLER BEARING

20806212 VX BEARING

REP. ROL. GARFO EMBREAGEM FH/NH/FM
017640



2.41 ROTOR

ROTORS

8121826 V WATER PUMP ROTOR WITH

ROTOR C/EIXO B'B D'AGUA N/NL10
003066



F10 / F12 / B12 / N12 USA /

8121826 VA WATER PUMP ROLLER

ROTOR B'B D'AGUA N/NL10
009005



F10 / F12 / B12 / N12 USA /

2.42 SAPATA

BRAKE SHOES

382565 V BRAKE SHOE GUIDE GH/FM/

SAPATA GUIA GARFO ENGATE FH/FM/VM
026320



8171700 V GEAR BOX SLIDER VT VM

SAPATA SELETOR CX. VT. VM
026319



2.43 SERVO EMBREAGEM CLUTCH SERVO

1069205 VI CLUTCH SERVO FH 12
SERVO EMBR. FH12 (P/VEIC. IMP.) =
016820



FM10 / NL12 / NL10 / FH12 / FM12 / NH12 /

1671953 VI CLUTCH SERVO B7R/B10R/
SERVO EMBR. B7R/B10R/B10M/EDC =
016822
85003219 VI
1668501 VI
1521371 VI
1655435 VI



FH IMPORTADO // VM 270

8171720 I CLUTCH SERVO FH/FM/
SERVO EMBR. =HASTE CURTA= FH/FM/NH12/
017175
20524584 VI
K628492AM I
1672129 I



FH12 / FM12 / NH12 / VM 310 / VM 330 /

8171721 VI CLUTCH SERVO NH/FN/FH12
SERVO EMBR. =HASTE LONGA= NH/FM/FH12
017176
22317371 VI
20524585 VI
3192126 VI



FH16 / FM10 / FM7 / FH12 / FM12 / FM9 / B12M /
NH12 / B12B / FH IMPORTADO /

85002040 V CLUTCH SERVO DAF

SERVO EMBREAGEM FH/FM
024760
85008040 V
23105541 V
23105448 V
22085058 V
22085052 V

imagem
indisponivel

FH / FM /

2.44 SUPORTE BRACKET

1081178 V REAR LONG BRAKE
SUP. CAM.FREIO TRAS.FH12 L.E.(LONGO)
016316
1081176 V



F10 / FL10 / FL12 / FL7 / F16 / F12 / FH16J / FL6 /
/ NH12 / FH12 / FM12 / FM9 / FH16 / FM10 / FM7 /

8137527 V MUDGUARD BRACKET
SUP. FIXACAO APARABARRO FH/NH/FM
016323



FM /

2.45 TERMINAL TERMINALS

959080 V TIE ROD END
TERMINAL FREIO MOTOR N10/12
009350



B10B / B10M / N10 USA / B58 / B58 (79/...) / N10 /
N12 / B12 / FH12 / NH12 / FL6 / FL608 / FL615 /

2.46 TRAVA LOCKS

1545358 V WATER PUMP ROLLER
TRAVA ROLAMENTO B'B D'AGUA
003420



FM10 / NL12 / F10 / F12 / B12 / B10R / N12 USA /

1545359 V WATER PUMP LOCK
TRAVA BOMBA D'AGUA
003426



FM10 / NL12 / NL10 / F10 / F12 / B12 / B10R / F12
USA /

191179 V REAR HUB LOCK WASHER
TRAVA ARANHA CUBO TRAS. S/REDUCAO
003186



FL12 / F12 /

3192219 V COLAR CLUTCH LOCK SET
JG. TRAVAS COLAR EMBREAGEM FH/NH/FM
010435



FH / FM / NH /

2.47 TRAVA

LOCKS

966717 V EXHAUST MANIFOLD LOCK

TRAVA COLETOR ESCAPE
002445



B10B / B10M / N10 USA / NL10 / N10 / F10 / B10R
/ B10L / FL10 / FL7 / NL10 AUS. /

2.48 VARETA

ROD

8121477 V VALVE DIPSTICK N/NL 10

VARETA VALVULA N/NL 10
003062
467820 V



B10B / B10M / FM10 /

8121478 V VALVE DIPSTICK N/NL 12

VARETA VALVULA N/NL 12
003063



B10B / B10M / FM10 /

2.49 VEDADOR

SEALINGS

1549651 V THERM. SEALING RING

ANEL VEDACAO VAL. TERMOSTATICA D13-A
016495
21503575 V
HCV02098 V



/ B12B / FM9 / FH / FM / FH16 / B9L / B12M

20551483 V OIL COOLING SEALING

VEDACAO RADIADOR OLEO =VOLVO=
025281
1677516 V



8131097 V WATER PUMP SEALING

ANEL VEDACAO B'B D'AGUA D-13 =SILICONE=
016489
21415427 V



FM9 / B9L / B9S / B9R / FH / FM / FH16 /

3.01 ADAPTADOR ADAPTER

2R0201156 FUEL FILTER ADAPTER

ADAPTADOR FILTRO COMB.
017806



18.310 / 8.150E / 9.150E / 17.250E / 23.250E / 24.250E / 13.180E / 15.170E / 15.180E / 15.190E /

3.02 ARRUELA WASHER

2RD407661B AXLE ADJUSTER WASHER

ARRUELA AJUSTE MANGA EIXO 29,5 X 50,0 X
011244



7.100 / 8.100 / 8.140 / 8.140CO / 8.140CE / 8.140CKD / 6.90 / 7.90S / 7.110S / 7.90 / 8.150 / 7.

2RD407661C AXLE ADJUSTER WASHER

ARRUELA AJUSTE MANGA EIXO 29,5 X 50,0 X
011245



/ 5.140 EOD / 6.90 / 7.100 / 7.110S / 7.120 / 7.90 / 7.90S / 8.100 / 8.120 / 8.120OD / 8.140 / 8.140CE

T16525187 SATELITE SUPPORT

ARRUELA ENC. SATEL. 14 A 16 TON. 2
005335
009128



14.220 / 16.170 / 16.180CO / 16.210CO / 16.220 / 17.210OD / 15.180EOD / 15.190EOD / 16.220

TJG141867 AXLE LOCK WASHER 9/16

ARRUELA TRAVA DO EIXO 9/16
005068
3001709
2RD141867



17.250E / 12.170BT / 12.180 / 13.170 / 13.180 / 13.190 / 14.150 / 15.180 / 14.170BT / 14.180 / 14.

3.03 BOMBA D'AGUA WATER PUMP

2P0121004 WATER PUMP CUMMINS

B'B D'AGUA MWM SPRINT 4 CIL-MOD. 5-140=
013685
940807310015
UB0574



8.150 MWM DELIVERY / 8.150 EOD / 5.140 / MOTOR MWM 4.08TCE 4C /

2R0121004F WATER PUMP ELECTRONIC

B'B D'AGUA MOTOR MWM X 12 ELETRONICO
012936
961287310016
961207310086
961207310046
961207310016
2S0121004H
2S0121004G



14.180 / 26.260 / 31.260 / 17.210 / 23.210 / 8.150 / 13.170 / 15.170 / 13.180 / 15.180 / 9.150 / 17.260 /

2RB121005 WATER PUMP MWM 4/6 CYL.

B'B D'AGUA MWM 3/4/6 CIL D229 ASP.
004904
922987310026
922987310016
922507310015
75202649
03618992
2R0121004E



12.140H / 6.90 / 7.90S / 11.130 / 13.130 / 11.140 / 12.140 / 7.90 / 6.90S /

2RD198181 ENGINE WATER PUMP MWM

B'B D'AGUA MWM 4/6 CIL S10
004906
UB0579
TAE121005
961087310026
961007310076
961007310036
961007310014



7.100 / 8.100 / 8.140 / 12.180 / 14.150 / 14.180 / 12.140 / 14.200 / 17.210 / 23.210 / 8.150 / 16.210 /

2RK121005 WATER PUMP ENGINE 8.3L

B'B D'AGUA CUMMINS 8.3L SERIE C
004907
UB0732
TF3121005
TE3121005
3285323
2S0121005
2S0121004E



14.220 / 16.170 / 16.220 / 16.300 / 24.250 / 35.300 / 40.300 / 16.220 LEITO / 18.310 / 26.260 / 26.310

2S0121004B WATER PUMP CUMMINS

B'B D'AGUA MOTOR CUMMINS ELETRONICO
012937
4891252
2R0121004



17.250E / 23.250E / 17.260EOT / 8.150E / 13.170E / 15.170E / 15.190E / 13.180 / 9.150EOD /

2TD121005 WATER PUMP ENGINE 5.9L

B'B D'AGUA CUMMINS 5.9L SERIE B
004908
2S0121004D B
2S0121004F B
TRA121005 B
BF8T8501A B
BF5X8501A B
UB0731



12.170BT / 14.170BT / 16.170 / 24.250 / 40.300 / 16.200 / 40.300 LEITO / 17.210 / 17.220 / 17.300 /

940707310035 WATER PUMP MWM

B'B D'AGUA MWM 4.0 TCA 4 CIL
007804
0105002
73102



940707310055 WATER PUMP CUMMINS

B'B D'AGUA MWM SPRINT 4 CIL-MOD.
019384



3.04 BORBOLETA

THROTTLE

2RE253867 THROTTLE

BORBOLETA FREIO MOTOR
017720



7.100 / 8.100 / 8.140 / 8.140CO / L.80 / 12.140T / 15.180EOD / 15.190EOD / 7.110 / 8.150E / 8.150 /

2S2253867A THROTTLE

BORBOLETA FREIO MOTOR
017732



13.180E CONSTELLATION / 15.180E CONSTELLATION /

2S2253867B THROTTLE

BORBOLETA FREIO MOTOR
017735



26.260 / 26.220 / 31.260 / 26.260 CONSTELLATION / 31.260 CONSTELLATION /

2T0253691 THROTTLE

BORBOLETA FREIO MOTOR
017709



14.220 / 16.220 / 16.300 / 24.250 / 35.300 / 40.300 / 15.180EOD / 15.190EOD / 24.220 / 18.310 / 26.

TAF253867 THROTTLE

BORBOLETA FREIO MOTOR
017716



12.140T / 12.170BT / 12.180 / 14.150 / 14.170BT / 14.180 / 16.170 / 16.180CO / 16.210CO / 17.

3.05 BUCHAS DIVERSAS

BUSHING ALL TYPE

T06407172 BUSHING KING PIN VW

BUCHA CHIME MANGA EIXO
019830



6.90 / 7.90S / 7.110S / 7.90 / 6.80 /

3.06 CALCO

SHIM

2R0103548F WHEEL CHOCK

CALCO CAMISA 0,25 MM MWM X 10
012991
9610083400404



7.100 / 8.100 / 8.140 / 8.140CO / 8.140CE / L.80 / 12.140T / 12.180 / 14.150 / 14.180 / 16.180CO /

2R0103548G WHEEL CHOCK

CALCO CAMISA 0,40 MM MWM X 10
012990
9610083400414



7.100 / 8.100 / 8.140 / 8.140CO / 8.140CE / L.80 / 12.140T / 12.180 / 14.150 / 14.180 / 16.180CO /

2R0103548H WHEEL CHOCK

CALCO CAMISA 0,30 MM MWM X 10
013052



7.100 / 8.100 / 8.140 / 8.140CO / 8.140CE / L.80 / 12.140T / 12.180 / 14.150 / 14.180 / 16.180CO /

2R0103548I WHEEL CHOCK

CALCO CAMISA 0,50 MM MWM X 10
013154



7.100 / 8.100 / 8.140 / 8.140CO / 8.140CE / L.80 / 12.140T / 12.180 / 14.150 / 14.180 / 16.180CO /

2R0407071 WHEEL CHOCK

CALCO PINO MANGA EIXO 57X33,4X0,3
010336
500053593



8.150E / 8.150 / 9.150E / 7.120 / 8.120 / 5.140 MWM DELIVERY / 8.150 MWM DELIVERY / 9.

2R0407071A KING PIN WASHER 57X33,

CALCO AJUSTE MANGA EIXO 57X33,4X0,5
019550



8.150E / 8.150 / 9.150E / 7.120 / 8.120 / 5.140 MWM DELIVERY / 8.150 MWM DELIVERY / 9.

2R0407071B KING PIN WASHER 57X33,

CALCO AJUSTE MANGA EIXO 57X33,4X1
019551



8.150E / 8.150 / 9.150E / 7.120 / 8.120 / 5.140 MWM DELIVERY / 8.150 MWM DELIVERY / 9.

2RD407661D KING PIN WASHER 50,

CALCO AJUSTE MANGA EIXO 50,00X29,50X0,
019547



7.100 / 8.100 / 8.140 / L.80 / 6.90 / 7.90S / 7.110S / 6.80 /

3.06 CALCO

SHIM

2RK107119 CYLINDER LINER RUBBER

CALCO CAMISA 0,10 MM CUMMINS
005279
T7110-010



14.220 / 16.170 / 16.220 / 16.300 / 24.250 / 35.300
/ 40.300 / 16.220 LEITO / 18.310 / 26.260 / 26.310

2RK107121 CYLINDER LINER RUBBER

CALCO CAMISA 0,15 MM CUMMINS
005280
T7115-015



14.220 / 16.170 / 16.220 / 16.300 / 24.250 / 35.300
/ 40.300 / 16.220 LEITO / 18.310 / 26.260 / 26.310

2RK107123 CYLINDER LINER RUBBER

CALCO CAMISA 0,20 MM CUMMINS
005281
T7120-020



14.220 / 16.170 / 16.220 / 16.300 / 24.250 / 35.300
/ 40.300 / 16.220 LEITO / 18.310 / 26.260 / 26.310

2RK107124 WHEEL CHOCK

CALCO CAMISA 0,25 MM CUMMINS
013047



14.220 / 16.170 / 16.220 / 16.300 / 24.250 / 35.300
/ 40.300 / 16.220 LEITO / 18.310 / 26.260 / 26.310

2RK107125 WHEEL CHOCK

CALCO CAMISA 0,50 MM CUMMINS
013048



14.220 / 16.170 / 16.220 / 16.300 / 24.250 / 35.300
/ 40.300 / 16.220 LEITO / 18.310 / 26.260 / 26.310

2RK107126 SHIM 0,30MM CUMMINS

CALCO CAMISA 0,30 MM CUMMINS
024210



14.220 / 16.170 / 16.220 / 16.300 / 24.250 / 35.300
/ 40.300 / 16.220 LEITO / 18.310 / 26.260 / 26.310

2U2103548A WHEEL CHOCK

CALCO CAMISA 0,10 MM MWM EURO 3
014003



19.320E CONSTELLATION / 19.370
CONSTELLATION / 25.370E CONSTELLATION /

2U2103548B WHEEL CHOCK

CALCO CAMISA 0,25 MM MWM EURO 3
014004
2U2103548E



19.320E CONSTELLATION / 19.370
CONSTELLATION / 25.370E CONSTELLATION /

2U2103548C WHEEL CHOCK

CALCO CAMISA 0,50 MM MWM EURO 3
014006
2U2103548G



19.320E CONSTELLATION / 19.370
CONSTELLATION / 25.370E CONSTELLATION /

2U2103548F SHIM 0,15MM MWM 6CYL 9,3L

CALCO CAMISA 0,15 MM MWM 6CL 9,3L 370CV
024016



26.260 CONSTELLATION / 31.260
CONSTELLATION / 31.320E CONSTELLATION /

2U2103548Y WHEEL CHOCK

CALCO CAMISA 0,30 MM MWM EURO 3
014005



19.320E CONSTELLATION / 19.370
CONSTELLATION / 25.370E CONSTELLATION /

T06107119 WHEEL CHOCK

CALCO CAMISA 0,10 MM MWM 229
013960
922903400214



12.140H / 6.90 / 7.90S / 11.130 / 13.130 / 14.140 /
11.140 / 12.140 / 7.90 /

T06107121 WHEEL CHOCK

CALCO CAMISA 0,15 MM MWM 229
013961
922903400234



12.140H / 6.90 / 7.90S / 11.130 / 13.130 / 14.140 /
11.140 / 12.140 / 7.90 /

T06107123 WHEEL CHOCK

CALCO CAMISA 0,20 MM MWM 229
013962
922903400244



12.140H / 6.90 / 7.90S / 11.130 / 13.130 / 14.140 /
11.140 / 12.140 / 7.90 /

T16407679A WHEEL CHOCK

CALCO PINO MANGA EIXO 63,5X45,9X0,3
010349



12.180 / 14.150 / 14.170BT / 14.180 / 14.220 / 16.
170 / 16.180CO / 16.210CO / 16.220 / 16.300 / 24.

TAE107119 SPACER LINER RUBBER 0.

CALCO CAMISA 0,10 MM MWM X 10
005283
961083400384
961083400154
2R0103548D



7.100 / 8.100 / 8.140 / 8.140CO / 8.140CE / L.80 /
12.140T / 12.180 / 14.150 / 14.180 / 16.180CO /

TAE107121 SPACER LINER RUBBER 0.

CALCO CAMISA 0,15 MM MWM X 10
005284
961083400164
2R0103548E



7.100 / 8.100 / 8.140 / 8.140CO / 8.140CE / L.80 /
12.140T / 12.180 / 14.150 / 14.180 / 16.180CO /

TAE107123 SPACER LINER RUBBER 0.

CALCO CAMISA 0,20 MM MWM X 10
005285
T7123-020
961083400174



7.100 / 8.100 / 8.140 / 8.140CO / 8.140CE / L.80 /
12.140T / 12.180 / 14.150 / 14.180 / 16.180CO /

3.07 CHAVETA

KEY

2R0419548 RETAINING PIN

CHAVETA PINO MANGA EIXO
010337
2P0419548



8.150E / 8.150 / 9.150E / 7.120 / 8.120 / 5.140
MWM DELIVERY / 8.150 MWM DELIVERY / 9.

2RD407689 KEY, KING

CHAVETA TRAVA PINO MANGA EIXO
007448
02989555



7.100 / 8.100 / 8.140CO / 8.140CE / L.80 / 8.
140CKD / 6.90 / 7.90S / 7.110S / 7.90 / 8.150E / 8.

T11407693 PIN UPPER

CHAVETA PINO MANGA EIXO
007854
2S0419548
T16407693



12.180 / 14.150 / 14.170BT / 14.180 / 14.220 / 16.
170 / 16.180CO / 16.210CO / 16.220 / 16.300 / 17.

TJG407689 PIN LOWER

CHAVETA PINO MANGA EIXO
007852
2S0419548A
T11407689



12.180 / 14.150 / 14.170BT / 14.180 / 14.220 / 16.
170 / 16.180CO / 16.210CO / 16.220 / 16.300 / 35.

3.08 CILINDRO

CYLINDER

2P0721405 CLUTCH CYLINDER VW

CIL. ACION. EMBR. VW
025296



17.210E OD / 15.180E OD / 15.190E OD /

2RP253861 ENGINE BRAKE CYLINDER

CIL. ACION. FREIO MOTOR SIST. WABCO
005095
2TK253861



12.140T / 12.180 / 14.150 / 14.180 / 14.220 / 16.
170 / 16.180CO / 16.220 / 16.300 / 17.210OD / 24.

2S2298109 ENGINE BRAKE CYLINDER

CIL. ACION. FREIO MOTOR
017728



26.220 / 26.260 CONSTELLATION / 31.260
CONSTELLATION / 31.320E CONSTELLATION /

2TA253861 ENGINE BRAKE CYLINDER

CILINDRO F. MOTOR SIST. WABCO
005097



7.100 / 8.100 / 8.140 / 8.140CO / 8.140CE / L.80 /
8.140CKD / 7.110 / 17.240OT / 18.310OT / 17.

K033409 CLUTCH CYLINDER 36MM

CIL. ACION. EMBR. DIAM. 36MM. COSTEL. HASTE
018730
2T2721261C
2T2721261



26.260 CONSTELLATION / 31.260
CONSTELLATION / 31.320E CONSTELLATION /

K033411 CLUTCH CYLINDER 36MM

CIL. ACION. EMBR. 36MM. CONSTEL. HASTE
019631
2S2721261B



13.180E CONSTELLATION / 15.180E
CONSTELLATION / 17.250E CONSTELLATION /

TAF253861 ENGINE BRAKE CYLINDER

CIL. ACION. FREIO MOTOR SIST. KNORR
005096



7.100 / 8.100 / 8.140 / 14.220 / 16.170 / 16.180CO
/ 16.210CO / 16.220 / 16.300 / 24.250 / 35.300 /

TN4253861 ENGINE BRAKE CYLINDER

CILINDRO F. MOTOR SIST. WABCO
005094



14.150 / 14.220 / 16.170 / 16.220 / 24.250 / 35.300
/ 12.140H / 16.220 LEITO / 24.220 / 35.300 LEITO

3.09 EIXO

AXLE

2RD253869 THROTTLE SET

CONJ. EIXO BORBOLETA FREIO MOTOR
017722



7.100 / 8.100 / 8.140 / 8.140CO / L.80 / 12.140T /
15.180EOD / 15.190EOD / 7.110 / 8.150E / 8.150 /

2RM141863 CLUTCH FORK SHAFT

EIXO GARFO EMBREAGEM =COMPR. 188,
018185



23.220 / 17.220 /

2S0141707 CLUTCH FORK SHAFT

EIXO GARFO EMBREAGEM =COMPR. 188,
018193



13.170E / 15.170E / 15.190E / 15.180E / 13.180E
/

2S2253869A THROTTLE SET

CONJ. EIXO BORBOLETA FREIO MOTOR
017729



13.180E CONSTELLATION / 15.180E
CONSTELLATION /

2S2253869B THROTTLE SET

CONJ. EIXO BORBOLETA FREIO MOTOR
017734



26.260 / 26.220 / 31.260 / 26.260
CONSTELLATION / 31.260 CONSTELLATION /

2U0141701B CLUTCH FORK SHAFT

EIXO GARFO EMBREAGEM =COMPR. 188,
018195



26.260E / 31.260E /

TAR21075 CLUTCH AND BRAKE

EIXO PEDAIS FREIO E EMBREAGEM
005139



/ 16.180CO / 16.210CO / 17.210 / 17.210OD / 17.
240OT / 18.310OT / 15.180EOD / 15.190EOD / 17.

TE3141865 CLUTCH FORK AXLE

EIXO GARFO EMBREAGEM
005066



/ 14.210 / 16.210

3.09 EIXO

AXLE

TJG141865 SMALL CLUTCH FORK

EIXO GARFO EMBREAGEM PEQUENO
005063



/ 17.250E / 12.170BT / 12.180 / 13.170 / 13.180 / 13.190 / 14.150 / 15.180 / 14.170BT / 14.180 / 14.

TJG253869A ENGINE BRAKE AXLE -

CONJ. EIXO FREIO MOTOR (COD.5084)
006280
TAF253869A



14.220 / 16.170 / 16.220 / 16.300 / 24.250 / 35.300 / 40.300 /

TJG899369 CAB LOCK AXLE

EIXO TORRE TRASEIRA CABINA
004554



/ 14.200 / 12.140H / 14.150 / 14.220 / 16.170 / 16.220 / 16.220 LEITO / 24.220 / 24.250 / 35.300 /

TJG899369 X MOUNTING SHAFT

JOGO EIXO TORRE TRAS. CABINA (ANEL+
009393



/ 7.100 / 8.100 / 8.120 / 8.150 / 8.140 / L.80 / 12.140T / 12.170BT / 12.180 / 13.150 / 13.180 / 14.

3.10 FLANGE

FLANGE

2T2141255 CLUTCH FORK FLANGE

FLANGE GARFO EMBREAGEM
018194



26.260 CONSTELLATION / 31.260
CONSTELLATION / 31.320E CONSTELLATION /

3.11 FREIO MOTOR

EXHAUST BRAKES

2RD253853B ENGINE BRAKE 74MM

FREIO MOTOR =74MM= 2-7/8

005081
2TK253853
2TA253853C
2TA253853B
2RE253853B
2RE253853
2RD253853D



7.100 / 8.100 / 8.140 / 8.140CO / L.80 / 12.140T / 15.180EOD / 15.190EOD / 7.110 / 8.150E / 8.150 /

2S2253853A ENGINE BRAKE 60MM

FREIO MOTOR =60MM= CONSTELLATION

017731



13.180E CONSTELLATION / 15.180E
CONSTELLATION /

2S2253853B ENGINE BRAKE 80MM

FREIO MOTOR =80MM= CONSTELLATION

013935
2T2253853



26.260 / 26.220 / 31.260 / 26.260
CONSTELLATION / 31.260 CONSTELLATION /

TAR253853 ENGINE BRAKE 85MM

FREIO MOTOR =85MM= 3-3/8

005084
TRA253853
TLG253853A
TLG253853
TEG253853C
TEG253853B
TAR253853A



12.140T / 12.170BT / 12.180 / 14.150 / 14.170BT / 14.180 / 16.170 / 16.180CO / 16.210CO / 17.

TMG253853 ENGINE BRAKE 99MM

FREIO MOTOR =99MM= 3-7/8

007404
2RK253853
TMG253853A



14.220 / 16.220 / 16.300 / 24.250 / 35.300 / 40.300 / 15.180EOD / 15.190EOD / 24.220 / 18.310 / 26.

3.12 GARFO

FORK

2RM141861 CLUTCH FORK

GARFO EMBREAGEM C/ROLETE
005061



12.170BT / 12.180 / 14.150 / 14.170BT / 14.180 / 14.220 / 16.170 / 16.220 / 16.300 / 17.210OD / 24.

2S2141719A CLUTCH FORK

GARFO EMBREAGEM C/ROLETE (MODERNO)

014681
125731
2S2141719D



12.170BT / 12.180 / 14.150 / 14.170BT / 14.180 / 14.220 / 16.170 / 16.220 / 16.300 / 17.210OD / 24.

2T0141707B FORK CLUTCH BEARING

MANCAL ROLAMENTO GARFO EMBREAGEM

017832
2T2141707B
2T2141707A



19.320E CONSTELLATION / 19.370
CONSTELLATION / 25.370E CONSTELLATION /

2T2141719 CLUTCH FORK

GARFO EMBREAGEM C/ ROLETE

017751
2T2141719A
2T2141719E
2T2141719D



13.180E CONSTELLATION / 15.180E
CONSTELLATION / 17.250E CONSTELLATION /

3.12 GARFO FORK

2T2141719B CLUTCH ACTIVATION

GARFO EMBREAGEM
017116



26.260 CONSTELLATION / 31.260
CONSTELLATION / 31.320E CONSTELLATION /

T11711973 REAR FORK

HASTE TRASEIRO TRAMBULADOR
005124



/ 6.90 / 11.130 / 13.130

TJG141861 CLUTCH FORK

GARFO EMBREAGEM
005060
2RP141861A
2RP141861



14.150 / 14.220 / 16.170 / 16.180CO / 16.210CO /
16.220 / 16.300 / 17.210OD / 24.250 / 35.300 / 16.

TPH141857 X CLUTCH FORK W/ PIN

GARFO EMBREAGEM C/PINO
015359
2R0141719A X



7.100 / 8.100 / 8.140 / 8.140CO / 8.140CE / L.80 /
12.140T / 7.110 / 8.150E / 8.150 / 7.120 / 8.120 /

3.13 HASTE ROD

2RR312141 GEARBOX END SHAFT

HASTE TERM. CAIXA CAMBIO
017794
20925



24.250 CHILE / 24.250 / 35.300 / 35.300H / 40.300
/ 40.300 LEITO / 17.300 / 26.300 / 17.310 / / 26.

2RR312141 C GEARBOX END SHAFT

HASTE TERM. CAIXA CAMBIO =COMPLETO=
018030
BF0X72028 C



16.300 / 24.250 / 35.300 / 40.300 / 24.220 / 26.260
/ 26.310 / 26.220 / 31.260 / 31.310 / 26.260E / 31.

2VB721205 CLUTCH CYLINDER ROD

HASTE ACION. CIL. MESTRE EMBR.
005143



/ 7.100 / 8.120 / 8.140CO / 8.140CE / 8.150 / 9.
150 / 13.150 / 16.180CO / 16.210CO / 7.110 / 7.

3.14 KIT KIT

2R0398031 X LOCK AXLE REPAIR KIT

JG. PINOS E MOLAS TRAVA EIXO CX. ZF
011596



/ 9.150OD / 8.150OD / 9.150EOD / 8.120OD / 8.
150 EOD / 8.150E PLUS / 9.150E CUMMINS

3.15 MANCAL DE EMBREAGEM CLUTCH BEARING

2SK141165 CLUTCH BEARING F-4000

MANCAL EMBREAGEM C/CUBO
007159
125804 E
3373 S
1037 R
2R0141165B
2R0141165C
2S0141165B



8.150E / 9.150E / 8.150 EOD / 9.150EOD /

2T2141165K CLUTCH BEARING VW

MANCAL EMBREAGEM CONSTELLATION
019466



17.230 ONIBUS / 17-280 CONSTELLATION
ADVANTECH / 17.230 OMD / 24-280

T13141161 CLUTCH BEARING =WITH

MANCAL EMBREAGEM C/CUBO E ROLAM.
004084
3362 S
1323 R
125800 E



11.130 / 13.130 / 14.140 / 11.140 / 12.140 / 7.110 /

TEG141165 CLUTCH BEARING

MANCAL EMBREAGEM C/ROLAMENTO
004082
125802 E
2R0141165
2R0141165A
L5535



7.100 / 8.100 / 8.140 / L.80 / 7.110 / 8.150E / 8.
150 / 9.150E / 8.120 / 9.150OD / 8.120OD / 9.

TEG141165 F CLUTCH BEARING

MANCAL EMBREAGEM C/ROLAMENTO
022526



7.100 / 8.100 / 8.140 / L.80 / 7.110 / 8.150E / 8.
150 / 9.150OD / 8.120OD / 9.150EOD / 6.140 / 7.

3.16 MANGUEIRA SILICONE SILICON HOSE

2RD129311 BREATHING TUBE HOSE

MANGUEIRA TUBO RESPIRO
005179
922908611844



/ 7.100 / 8.100

2RK145467 TURBINE CONEXION HOSE

MANG. LIGACAO TURBINA =SILICONE AZUL=
005189
TJG145467
2T0145671A



14.220 / 16.220 / 16.220 LEITO / 24.220 /

2V5129653

MANG. INTERC. L.D. PRETA (SAIDA) MAN TGX
027036




2V5129653A

MANG. INTERC. L.E. LARANJA (ENTRADA)
027037



TAL117231 HOSE CONEXION FROM

MANG. LIG. TUBO INTERC./TURBINA
005186



12.170BT / 14.170BT / 14.220 / 16.170 / 16.180CO / 16.210CO / 16.220 / 16.300 / 17.210OD /

TJG115451B S RESPIRE ELBOW HOSE =

MANG. COTOV. RESP. =SILICONE AZUL=
006653
TJG115451BS S



/ 12.170BT / 14.170BT / 16.170 / 16.200

TQG117231 INTERCOOLER CONEXION

MANG. SILICONE INTERCOOLER =AZUL=
006923



12.170BT / 14.170BT / 14.220 / 16.170 / 16.180CO / 16.210CO / 16.220 / 16.300 / 17.210OD /

TQG117231 O SILICONE HOSE WITH

MANG. SILICONE INTERCOOLER =PRETO=
004993



12.170BT / 14.170BT / 14.220 / 16.170 / 16.180CO / 16.210CO / 16.220 / 16.300 / 17.210OD /

TRG117231A TURBINE CONEXION HOSE

MANGUEIRA LIGACAO TURBINA
005185
91HU6W650BA
TRG117231



/ 24.250 / 35.300

3.17 MORINGA DRIVING SHAFT SLEEVE

2T0311807B GEARBOX DRIVING SHAFT

MORINGA CAMBIO ZF
018623
1297095108
0091302268



18.310 /

3.18 PINO PIN

2P0321143 PIN CUP

PINO COPO
011575



8.150E / 8.150 / 9.150E / 8.120 / 5.140 MWM DELIVERY / 8.150MWM DELIVERY /

2P0407361 STEERING KNUCKLE AXLE

PINO MANGA EIXO SIFCO - 33,00 X 157,7 (STD)
018950



5.140 MWM DELIVERY / 8.150 MWM DELIVERY / 8.150 EOD / 5.140 EOD /

2P0407361 10 KING PIN SIFCO - 33,10X157,

PINO MANGA EIXO SIFCO - 33,10 X 157,7 (0,10)
018951



5.140 MWM DELIVERY / 8.150 MWM DELIVERY / 8.150 EOD / 5.140 EOD /

2P0407361 20 KING PIN SIFOC - 33,20X157,

PINO MANGA EIXO SIFCO - 33,20 X 157,7 (0,20)
018952



5.140 MWM DELIVERY / 8.150 MWM DELIVERY / 5.140 EOD / 8.150 EOD /

3.18 PINO

PIN

2P0407361 30 KING PIN SIFCO - 33,30X157,
PINO MANGA EIXO SIFCO - 33,30 X 157,7 (0,30)
018953



5.140 MWM DELIVERY / 8.150 MWM DELIVERY /
8.150 EOD / 5.140 EOD /

2P0407361 40 KING PIN SIFCO - 33,40X157,
PINO MANGA EIXO SIFCO - 33,40 X 157,7 (0,40)
018954



5.140 MWM DELIVERY / 8.150 MWM DELIVERY /
8.150 EOD / 5.140 EOD /

2R0321143A GEARBOX PIN CUP
PINO COPO CX. CAMBIO
011595
1307306170



9.150OD / 8.120OD / 8.150 OD / 8.150 EOD / 9.
150EOD / 8.150E PLUS / 9.150E CUMMINS

2R0407361010 STEERING KNUCKLE AXLE
PINO MANGA EIXO MERITOR - 31,45 X 180,0 (0,
016908



7.100 / 8.100 / 8.140 / 8.140CO / 8.140CE / 8.
140CKD / 8.150E / 8.150 / 7.120 / 8.120 / 5.140

2R0407361020 STEERING KNUCKLE AXLE
PINO MANGA EIXO MERITOR - 31,55 X 180,0 (0,
016909



7.100 / 8.120 / 7.120 / 8.140 // 8.150 / 8.150E / 8.
150EOD / 8.150OD / 9.150OD / 9.150EOD / 8.100 /

2R0407361030 STEERING KNUCKLE AXLE
PINO MANGA EIXO MERITOR - 31,65 X 180,0 (0,
016910



7.100 / 8.100 / 8.140 / 8.140CO / 8.140CE / 8.
140CKD / 8.150E / 8.150 / 7.120 / 8.120 / 5.140

2R0407361A STEERING KNUCKLE AXLE
PINO MANGA EIXO SIFCO - 33,00 X 169,3 (STD)
010334
500053591A



8.150E / 8.150 / 9.150E / 7.120 / 8.120 / 8.150
MWM DELIVERY / 9.150OD / 8.120OD / 8.150 OD

2R0407361A010 STEERING KNUCKLE AXLE
PINO MANGA EIXO SIFCO - 33,10 X 169,3 (0,10)
016912
500053591B



8.150E / 8.150 / 9.150E / 7.120 / 8.120 / 8.150
MWM DELIVERY / 9.150OD / 8.120OD / 8.150 OD

2R0407361A020 STEERING KNUCKLE AXLE
PINO MANGA EIXO SIFCO - 33,20 X 169,3 (0,20)
016913
500053591C



8.150E / 8.150 / 9.150E / 7.120 / 8.120 / 8.150
MWM DELIVERY / 9.150OD / 8.120OD / 8.150 OD

2R0407361A030 STEERING KNUCKLE AXLE
PINO MANGA EIXO SIFCO - 33,30 X 169,3 (0,30)
016914
500053591D



8.150E / 8.150 / 9.150E / 7.120 / 8.120 / 8.150
MWM DELIVERY / 9.150OD / 8.120OD / 8.150 OD

2R0407361A040 STEERING KNUCKLE AXLE
PINO MANGA EIXO SIFCO - 33,40 X 169,3 (0,40)
016915
500053591E



/ 7.120 / 8.120 / 8.150 / 8.150E / 9.150E / 8.150
EOD / 9.150EOD / 8.150 MWM DELIVERY / 8.

2R0407361STD STEERING KNUCKLE AXLE
PINO MANGA EIXO MERITOR - 31,35 X 180,0
007452
2R0407687STD
2R0407687
2R0407361
VA021PSTD



7.100 / 8.100 / 8.140 / 8.140CO / 8.140CE / 8.
140CKD / 8.150E / 8.150 / 7.120 / 8.120 / 5.140

2R4407361 STEERING KNUCKLE AXLE
PINO MANGA EIXO MERITOR - 31,75 X 180,0
016911



8.150 / 9.150EOD / 9.150 WORKER /

2RD398031 AXLE LOCK SPRING PIN
JOGO PINOS MOLAS TRAVA EIXO
005713
2RD311995F
2RD311995E



7.100 / 8.100 / 8.140 / 8.140CO / 8.140CE / L.80 /
8.140CKD / 7.110 / 8.150 / 7.120 / 8.120 / 9.

2RD407687010 STEERING KNUCKLE AXLE
PINO MANGA EIXO - 28,75 X 181,5 (0,10)
007440
VA069P010
VA017P010
T06407687010



7.100 / 8.100 / 8.140 / 8.140CO / 8.140CE / L.80 /
8.140CKD / 6.90 / 7.90S / 7.110S / 8.150 / 7.120 /

2RD407687020 STEERING KNUCKLE AXLE
PINO MANGA EIXO - 28,85 X 181,5 (0,20)
007441
VA069P020
VA017P020
T06407687020



7.100 / 8.100 / 8.140 / 8.140CO / 8.140CE / 8.
140CKD / 6.90 / 7.90S / 7.110S / 7.120 / 8.120 / 6.

2TD407687 STEERING KNUCKLE AXLE
PINO MANGA EIXO MERITOR - 40,80 X 225,0
010340
085239



12.140T / 12.170BT / 12.140H / 13.170E / 13.
180E / 13.190 / 13.170 / 13.150 / 13.180 /

2TD407687 10 STEERING KNUCKLE AXLE
PINO MANGA EIXO MERITOR - 40,90 X 225,0 (0,
019359



12.140T / 12.170BT / 12.140H / 13.170E / 13.
180E / 13.190 / 13.170 / 13.150 / 13.180 /

2TD407687 20 STEERING KNUCKLE AXLE
PINO MANGA EIXO MERITOR - 41,00 X 225,0 (0,
019360



12.140T / 12.170BT // 13.150 / 13.180 / 13.190 /
12.140H / 13.170E / 13.180E / 13.170

2TD407687 30 STEERING KNUCKLE AXLE
PINO MANGA EIXO MERITOR - 41,10 X 225,0 (0,
019361



12.140T / 12.170BT / 12.140H / 13.170E / 13.
180E / 13.190 / 13.170 / 13.150 / 13.180 /

T11407687 STEERING KNUCKLE AXLE
PINO MANGA EIXO MERITOR - 40,80 X 233,0
010346



/ 12.140H / 12.170BT / 12.140T / 11.130 / 11.140
/ 14.140 / 13.130

T11407687 20 STEERING KNUCKLE AXLE
PINO MANGA EIXO MERITOR - 41,00 X 233,0 (0,
019357



12.140T / 12.170BT / 12.140H / 11.130 / 13.130 /
14.140 / 11.140 /

T11407687 30 STEERING KNUCKLE AXLE
PINO MANGA EIXO MERITOR - 41,10 X 233,0 (0,
019358



12.140T / 12.170BT / 12.140H / 11.130 / 13.130 /
14.140 / 11.140 /

T11711291 TRANSMISSION LEVER PIN
PINO ALAVANCA CAMBIO
005129



/ 6.90 / 11.130 / 13.130

3.18 PINO

PIN

T16407687 STEERING KNUCKLE AXLE

PINO MANGA EIXO SIFCO - 45,55 X 264,5 (STD)
006823
2S0407361A



12.180 / 14.150 / 14.170BT / 14.180 / 14.220 / 16.170 / 16.220 / 16.300 / 24.250 / 35.300 / 40.300 /

T16407687 10 STEERING KNUCKLE AXLE

PINO MANGA EIXO SIFCO - 45,65 X 264,5 (0,10)
006870
2S0407361A 10



12.180 / 14.150 / 14.170BT / 14.180 / 14.220 / 16.170 / 16.220 / 16.300 / 24.250 / 35.300 / 40.300 /

T16407687 20 STEERING KNUCKLE AXLE

PINO MANGA EIXO SIFCO - 45,75 X 264,5 (0,20)
006871
2S0407361A 20



16.210 / 12.180 / 14.150 / 14.170BT / 14.180 / 14.200 / 14.220 / 16.170 / 16.200 / 16.220 / 16.300 /

T16407687 30 STEERING KNUCKLE AXLE

PINO MANGA EIXO SIFCO - 45,85 X 264,5 (0,30)
016907
2S0407361A 30



12.180 / 14.150 / 14.170BT / 14.180 / 14.220 / 16.170 / 16.220 / 16.300 / 24.250 / 35.300 / 40.300 /

T16407687A STEERING KNUCKLE AXLE

PINO MANGA EIXO BRAS - 45,55 X 256,5 (STD)
006872
085212



12.180 / 14.150 / 14.170BT / 14.180 / 14.220 / 16.170 / 16.180CO / 16.210CO / 16.220 / 16.300 / 17.

T16407687A 10 STEERING KNUCKLE AXLE

PINO MANGA EIXO BRAS - 45,65 X 256,5 (0,10)
006873



12.180 / 14.150 / 14.170BT / 14.180 / 14.220 / 16.170 / 16.180CO / 16.210CO / 16.220 / 16.300 / 17.

T16407687A 20 STEERING KNUCKLE AXLE

PINO MANGA EIXO BRAS - 45,75 X 256,5 (0,20)
006874



/ 14.200 / 14.150 / 14.220 / 16.170 / 16.220 / 16.300 / 14.170BT / 12.180 / 14.180 / 16.180CO / 16.

T16407687A 30 STEERING KNUCKLE AXLE

PINO MANGA EIXO BRASEIXOS - 45,85 X 256,5
016906



12.180 / 14.150 / 14.170BT / 14.180 / 14.220 / 16.170 / 16.180CO / 16.210CO / 16.220 / 16.300 / 17.

TJG141883 PIN

PINO ESFERICO GARFO EMBREAGEM
011201
2R0311613



7.100 / 8.100 / 8.140 / 8.140CO / 8.140CE / L.80 / 12.140T / 8.140CKD / 12.140H / 7.110 / 8.150 / 7.

3.19 PISTA

SUPPORT

2P0407545 TRACK BUSHING

PISTA BUCHA CHIME
018956



8.150 MWM DELIVERY / 5.140 EOD / 8.150 EOD / 5.140 MWM DELIVERY /

2R0407545 STEERING KNUCKLE

PISTA BUCHA CHIME
019835



7.100 / 8.100 / 8.140 / 8.140CO / 8.140CE / 8.140CKD / 8.150E / 8.150 / 9.150E / 7.120 / 8.120 /

T06407545 BUSHING

PISTA BUCHA CHIME
019831



6.80 / 6.90 / 7.90S / 7.110S / 7.100 / 8.140 / 8.100 / L.80 /

T11407545 BUSHING

PISTA BUCHA CHIME
019833



11.130 / 13.130 / 14.140 / 11.140 / 12.140T / 12.170BT / 12.140H /

T16407545 BUSHING

PISTA BUCHA CHIME
019837



14.150 / 14.170BT / 14.220 / 16.170 / 16.220 / 16.300 / 24.250 / 35.300 / 40.300 / 16.220 LEITO /

3.20 REPARO MANGA DE EIXO KING PIN REPAIR KIT

2P0498629 KING PIN SET =SIFCO= 33,
REP. MANGA CPL. P/1LD =SIFCO= 33,00X157,7
018957



5.140 MWM DELIVERY / 8.150EOD / 5.140 EOD /
8.150MWM DELIVERY /

2P0498629 10 KING PIN SET =SIFCO= 33,
REP. MANGA CPL. P/1LD =SIFCO= 33,10X157,7
018958



5.140 MWM DELIVERY / 8.150EOD / 5.140 EOD /
8.150MWM DELIVERY /

2P0498629 20 KING PIN SET =SIFCO= 33,
REP. MANGA CPL. P/1LD =SIFCO= 33,20X157,7
018959



5.140 MWM DELIVERY / 8.150 MWM DELIVERY /
8.150 EOD / 5.140 EOD /

2P0498629 30 KING PIN SET =SIFCO= 33,
REP. MANGA CPL. P/1LD =SIFCO= 33,30X157,7
018960



5.140 MWM DELIVERY / 8.150 MWM DELIVERY /
8.150 EOD / 5.140 EOD /

2P0498629 40 KING PIN SET =SIFCO= 33,
REP. MANGA CPL. P/1LD =SIFCO= 33,40X157,7
018961



5.140 MWM DELIVERY / 8.150 MWM DELIVERY /
8.150 EOD / 5.140 EOD /

2P0498629CH KING PIN SET =SIFCO= 33,
REP. MANGA CPL. P/1LD =SIFCO= 33,00X157,7
019820



5.140 MWM DELIVERY / 8.150EOD / 5.140 EOD /
8.150MWM DELIVERY /

2P0498629CH 10 KING PIN SET =SIFCO= 33,
REP. MANGA CPL. P/1LD =SIFCO= 33,10X157,7
019821



5.140 MWM DELIVERY / 8.150EOD / 5.140 EOD /
8.150MWM DELIVERY /

2P0498629CH 20 KING PIN SET =SIFCO= 33,
REP. MANGA CPL. P/1LD =SIFCO= 33,20X157,7
019822



5.140 MWM DELIVERY / 8.150EOD / 5.140 EOD /
8.150MWM DELIVERY /

2P0498629CH 30 KING PIN SET =SIFCO= 33,
REP. MANGA CPL. P/1LD =SIFCO= 33,30X157,7
019823



5.140 MWM DELIVERY / 8.150EOD / 5.140 EOD /
8.150MWM DELIVERY /

2P0498629CH 40 KING PIN SET =SIFCO= 33,
REP. MANGA CPL. P/1LD =SIFCO= 33,40X157,7
019824



5.140 MWM DELIVERY / 8.150EOD / 5.140 EOD /
8.150MWM DELIVERY /

2R0498629A KING PIN KIT =SIFCO= 33,
REP. MANGA CPL. P/1LD =SIFCO= 33,00X169,3
010318
2RF498629



8.100 / 8.150E / 8.150 / 9.150E / 7.120 / 8.120 / 8.
150 MWM DELIVERY / 9.150OD / 8.120OD / 8.150

2R0498629A 10 KING PIN KIT =SIFCO= 33,
REP. MANGA CPL. P/1LD =SIFCO= 33,10X169,3
017692
2RF498629 10



8.100 / 8.150E / 8.150 / 9.150E / 7.120 / 8.120 / 8.
150 MWM DELIVERY / 9.150OD / 8.120OD / 8.150

2R0498629A 20 KING PIN KIT =SIFCO= 33,
REP. MANGA CPL. P/1LD =SIFCO= 33,20X169,3
017693
2RF498629 20



8.100 / 8.150E / 8.150 / 9.150E / 7.120 / 8.120 / 8.
150 MWM DELIVERY / 9.150OD / 8.120OD / 8.150

2R0498629A 30 KING PIN KIT =SIFCO= 33,
REP. MANGA CPL. P/1LD =SIFCO= 33,30X169,3
017694
2RF498629 30



8.100 / 8.150E / 8.150 / 9.150E / 7.120 / 8.120 / 8.
150 MWM DELIVERY / 9.150OD / 8.120OD / 8.150

2R0498629A 40 KING PIN KIT =SIFCO= 33,
REP. MANGA CPL. P/1LD =SIFCO= 33,40X169,3
018933
2RF498629 40



8.100 / 8.150E / 8.150 / 9.150E / 7.120 / 8.120 / 8.
150 MWM DELIVERY / 9.150OD / 8.120OD / 8.150

2R0498629A 0 KING PIN KIT =SIFCO= 33,
REP. MANGA CPL. P/1LD =SIFCO= 33,00 =STD=
019870



8.100 / 8.150E / 8.150 / 9.150E / 7.120 / 8.120 / 8.
150 MWM DELIVERY / 9.150OD / 8.120OD / 8.150

2R0498629ACH 10 KING PIN KIT =SIFCO= 33,
REP. MANGA CPL. P/1LD =SIFCO= 33,10 =0,10=
019871



8.100 / 8.150E / 8.150 / 9.150E / 7.120 / 8.120 / 8.
150 MWM DELIVERY / 9.150OD / 8.120OD / 8.150

2R0498629ACH 20 KING PIN KIT =SIFCO= 33,
REP. MANGA CPL. P/1LD =SIFCO= 33,20 =0,20=
019872



8.100 / 8.150E / 8.150 / 9.150E / 7.120 / 8.120 / 8.
150 MWM DELIVERY / 9.150OD / 8.120OD / 8.150

2R0498629ACH 30 KING PIN KIT =SIFCO= 33,
REP. MANGA CPL. P/1LD =SIFCO= 33,30 =0,30=
019873



8.100 / 8.150E / 8.150 / 9.150E / 7.120 / 8.120 / 8.
150 MWM DELIVERY / 9.150OD / 8.120OD / 8.150

2R0498629ACH 40 KING PIN KIT =SIFCO= 33,
REP. MANGA CPL. P/1LD =SIFCO= 33,40 =0,40=
019874



8.100 / 8.150E / 8.150 / 9.150E / 7.120 / 8.120 / 8.
150 MWM DELIVERY / 9.150OD / 8.120OD / 8.150

2R0498629G 0 KING PIN KIT =SIFCO= 33,
REP. MANGA CPL. P/1LD =SIFCO= 33,00X169,3
024044



8.150 EOD / 9.150EOD / 9.160 OD / 8.160 OD
EURO V / 9.160 OD EURO V / 5.150 OD EURO V /

2R0498629G 10 KING PIN KIT =SIFCO= 33,
REP. MANGA CPL. P/1LD =SIFCO= 33,10X169,3
024045



9.160 OD / 9.150EOD / 8.150 EOD /

2R0498629G 30 KING PIN KIT =SIFCO= 33,
REP. MANGA CPL. P/1LD =SIFCO= 33,30X169,3
024047



8.150 EOD / 9.150EOD / 9.160 OD /

2R0498629G 40 KING PIN KIT =SIFCO= 33,
REP. MANGA CPL. P/1LD =SIFCO= 33,40X169,3
024048



8.150 EOD / 9.150EOD / 9.160 OD /

3.20 REPARO MANGA DE EIXO

KING PIN REPAIR KIT

2R0498629GCH 0 KING PIN KIT =SIFCO= 33,
REP. MANGA CPL. P/1LD.=SIFCO= 33,00X169,3
024141



8.150 EOD / 9.150EOD / 9.160 OD /

2R0498629GCH 10 KING PIN KIT =SIFCO= 33,
REP. MANGA CPL. P/1LD.=SIFCO= 33,10X169,3
024142



8.150 EOD / 9.150EOD / 9.160 OD /

2R0498629GCH 20 KING PIN KIT =SIFCO= 33,
REP. MANGA CPL. P/1LD.=SIFCO= 33,20X169,3
024143



8.150 EOD / 9.150EOD / 9.160 OD /

2R0498629GCH 30 KING PIN KIT =SIFCO= 33,
REP. MANGA CPL. P/1LD.=SIFCO= 33,30X169,3
024144



8.150 EOD / 9.150EOD / 9.160 OD /

2R0498629GCH 40 KING PIN KIT =SIFCO= 33,
REP. MANGA CPL. P/1LD.=SIFCO= 33,40X169,3
024145



/ 9.160 OD / 8.150 EOD / 9.150EOD

2R4498629 KING PIN KIT =MERITOR=
REP. MANGA CPL. P/1LD.=MERITOR= 31,75MM
024383



9.150 WORKER / 8.150 EOD EIXO BITOLA MODIFICADA / 9.150 EOD EIXO BITOLA MODIFICADA

2R4498629CH KING PIN KIT =MERITOR=
REP. MANGA CPL. P/1LD.=MERITOR= 31,75MM
024387



8.150 EOD EIXO BITOLA MODIFICADA / 9.150 EOD EIXO BITOLA MODIFICADA /

2R4498629CH 10 KING PIN KIT =MERITOR=
REP. MANGA CPL. P/1LD.=MERITOR= 31,85MM
024388

imagem indisponivel

8.150 EOD EIXO BITOLA MODIFICADA / 9.150 EOD EIXO BITOLA MODIFICADA /

2R4498629CH 20 KING PIN KIT =MERITOR=
REP. MANGA CPL. P/1LD.=MERITOR= 31,95MM
024389

imagem indisponivel

8.150 EOD EIXO BITOLA MODIFICADA / 9.150 EOD EIXO BITOLA MODIFICADA /

2R4498629CH 30 KING PIN KIT =MERITOR=
REP. MANGA CPL. P/1LD.=MERITOR= 32,05MM
024390

imagem indisponivel

8.150 EOD EIXO BITOLA MODIFICADA / 9.150 EOD EIXO BITOLA MODIFICADA /

2TD498629 KING PIN SET 40,80X225,
REP. MANGA CPL. P/1LD.=MERITOR= 40,
010319
805795



13.170E / 15.170E / 13.190 / 13.170 / 13.150 / 13.180 /

2TD498629 20 KING PIN SET 41,00X225,
REP. MANGA CPL.P/1LD.=MERITOR=41,
019370
807795 20



13.170E / 15.170E / 13.190 / 13.170 / 13.150 / 13.180 /

2TD498629 30 KING PIN SET 41,10X225,
REP. MANGA CPL.P/1LD.=MERITOR=41,
019371
805795 30



13.170E / 15.170E / 13.190 / 13.170 / 13.150 / 13.180 /

2TD498629CH 0 KING PIN SET 40,80X225MM
REP. MANGA CPL. P/1LD.=MERITOR= 40,
019858



13.170E / 15.170E / 13.190 / 13.170 / 13.150 / 13.180 /

2VC498629 KING PIN KIT =MERITOR=
REP. MANGA CPL. P/1LD.=MERITOR= 31,35MM
010317
805709
2R0498629



7.100 / 8.100 / 8.140 / 8.140CO / 8.140CE / 8.140CKD / 8.150E / 8.150 / 9.150E / 7.120 / 8.120 /

2VC498629 10 KING PIN KIT =MERITOR=
REP. MANGA CPL. P/1LD.=MERITOR= 31,45MM
017695
2R0498629 10



7.100 / 8.100 / 8.140 / 8.140CO / 8.140CE / 8.140CKD / 8.150E / 8.150 / 9.150E / 7.120 / 8.120 /

2VC498629 20 KING PIN KIT =MERITOR=
REP. MANGA CPL. P/1LD.=MERITOR= 31,55MM
017696
2R0498629 20



7.100 / 8.100 / 8.140 / 8.140CO / 8.140CE / 8.140CKD / 8.150E / 8.150 / 9.150E / 7.120 / 8.120 /

2VC498629 30 KING PIN KIT =MERITOR=
REP. MANGA CPL. P/1LD.=MERITOR= 31,65MM
017697
2R0498629 30



7.100 / 8.100 / 8.140 / 8.140CO / 8.140CE / 8.140CKD / 8.150E / 8.150 / 9.150E / 7.120 / 8.120 /

2VC498629CH 0 KING PIN KIT =MERITOR=
REP. MANGA CPL. P/1LD.=MERITOR= 31,35MM
019866
2R0498629CH 0



7.100 / 8.100 / 8.140 / 8.140CO / 8.140CE / 8.140CKD / 8.150E / 8.150 / 9.150E / 7.120 / 8.120 /

2VC498629CH 10 KING PIN KIT =MERITOR=
REP. MANGA CPL. P/1LD.=MERITOR= 31,45MM
019867
2R0498629CH 10



7.100 / 8.100 / 8.140 / 8.140CO / 8.140CE / 8.140CKD / 8.150E / 8.150 / 9.150E / 7.120 / 8.120 /

2VC498629CH 20 KING PIN KIT =MERITOR=
REP. MANGA CPL. P/1LD.=MERITOR= 31,55MM
019868
2R0498629CH 20



7.100 / 8.100 / 8.140 / 8.140CO / 8.140CE / 8.140CKD / 8.150E / 8.150 / 9.150E / 7.120 / 8.120 /

2VC498629CH 30 KING PIN KIT =MERITOR=
REP. MANGA CPL. P/1LD.=MERITOR= 31,65MM
019869
2R0498629CH 30



7.100 / 8.100 / 8.140 / 8.140CO / 8.140CE / 8.140CKD / 8.150E / 8.150 / 9.150E / 7.120 / 8.120 /

T06498629 KING PIN KIT 28,65X181,5 =
REP. MANGA CPL. P/1LD.=BRAS= 28,65X181,5
007857
805656
2RD498629



7.100 / 8.100 / 8.140 / L.80 / 6.90 / 7.90S / 7.110S / 7.110 / 8.150 / 7.120 / 8.120 / 6.80 /

T06498629 10 KING PIN KIT 28,75X181,5 =
REP. MANGA CPL. P/1LD.=BRAS= 28,75X181,5
017698
805665 10
2RD498629 10



7.100 / 8.100 / 8.140 / L.80 / 6.90 / 7.90S / 7.110S / 7.110 / 8.150 / 7.120 / 8.120 / 6.80 /

3.20 REPARO MANGA DE EIXO KING PIN REPAIR KIT

T06498629 20 KING PIN KIT 28,85X181,5 =
REP. MANGA CPL. P/1LD.=BRAS= 28,85X181,5
017699
805665 20
2RD498629 20

7.100 / 8.100 / 8.140 / L.80 / 6.90 / 7.90S / 7.110S
/ 7.110 / 8.150 / 7.120 / 8.120 / 6.80 /

T06498629 30 KING PIN KIT 28,95X181,5 =
REP. MANGA CPL. P/1LD.=BRAS= 28,95X181,5
017700
2RD498629 30

7.100 / 8.100 / 8.140 / L.80 / 6.90 / 7.90S / 7.110S
/ 7.110 / 8.150 / 7.120 / 8.120 / 6.80 /

T06498629CH 0 KING PIN KIT 28,65X181,5 =
REP. MANGA CPL. P/1LD.=BRAS= 28,65X181,5
019846
2RD498629CH

7.100 / 8.100 / 8.140 / L.80 / 6.90 / 7.90S / 7.110S
/ 6.80 /

T06498629CH 10 KING PIN KIT 28,75X181,5 =
REP. MANGA CPL. P/1LD.=BRAS= 28,75X181,5
019847
2RD498629CH
10

7.100 / 8.100 / 8.140 / L.80 / 6.90 / 7.90S / 7.110S
/ 6.80 / 6.90S /

T06498629CH 20 KING PIN KIT 28,85X181,5 =
REP. MANGA CPL. P/1LD.=BRAS= 28,85X181,5
019848
2RD498629CH
20

7.100 / 8.100 / 8.140 / L.80 / 6.90 / 7.90S / 7.110S
/ 6.80 / 6.90S /

T06498629CH 30 KING PIN KIT 28,95X181,5 =
REP. MANGA CPL. P/1LD.=BRAS= 28,95X181,5
019849
2RD498629CH
30

7.100 / 8.100 / 8.140 / L.80 / 6.90 / 7.90S / 7.110S
/ 6.80 / 6.90S /

T11498629 AXLE REPAIR KIT
REP. MANGA CPL. P/1LD.=MERITOR= 40,
005428
805687

12.140T / 12.170BT / 12.140H / 11.130 / 13.130 /
14.140 / 11.140 / 12.140 /

T11498629 20 AXLE REPAIR KIT
REP. MANGA CPL. P/1LD.=MERITOR= 41,
019367

12.140T / 12.170BT / 12.140H / 11.130 / 13.130 /
14.140 / 11.140 / 12.140 /

T11498629 30 AXLE REPAIR KIT
REP. MANGA CPL. P/1LD.=MERITOR= 41,
019368

12.140T / 12.170BT / 12.140H / 11.130 / 13.130 /
14.140 / 11.140 / 12.140 /

T11498629CH 0 AXLE REPAIR KIT
REP. MANGA CPL. P/1LD.=MERITOR= 40,
019854

12.140T / 12.170BT / 12.140H / 11.130 / 13.130 /
14.140 / 11.140 / 12.140 /

T11498629CH 10 AXLE REPAIR KIT
REP. MANGA CPL. P/1LD.=MERITOR= 40,
019855

12.140T / 12.170BT / 12.140H / 11.130 / 13.130 /
14.140 / 11.140 / 12.140 /

T11498629CH 20 AXLE REPAIR KIT
REP. MANGA CPL. P/1LD.=MERITOR= 41,
019856

12.140T / 12.170BT / 12.140H / 11.130 / 13.130 /
14.140 / 11.140 / 12.140 /

T11498629CH 30 AXLE REPAIR KIT
REP. MANGA CPL. P/1LD.=MERITOR= 41,
019857

12.140T / 12.170BT / 12.140H / 11.130 / 13.130 /
14.140 / 11.140 / 12.140 /

T16498629 KING PIN KIT SIFCO 2 SIDES
REP. MANGA CPL. P/1LD.=SIFCO=45,55X264,5
005429
TAR498629
2VF498629

12.180 / 14.150 / 14.170BT / 14.180 / 14.220 / 16.
170 / 16.180CO / 16.210CO / 16.220 / 16.300 / 17.

T16498629 10 KING PIN KIT COMPLETE
REP. MANGA CPL. P/1LD.=SIFCO=45,65X264,5
017685
TAR498629 10

12.180 / 14.150 / 14.170BT / 14.180 / 14.220 / 16.
170 / 16.180CO / 16.210CO / 16.220 / 16.300 / 17.

T16498629 20 KING PIN KIT COMPLETE
REP. MANGA CPL. P/1LD.=SIFCO=45,75X264,5
017687
2VF498629 20
TAR498629 20

12.180 / 14.150 / 14.170BT / 14.180 / 14.220 / 16.
170 / 16.180CO / 16.210CO / 16.220 / 16.300 / 17.

T16498629 30 KING PIN KIT COMPLETE
REP. MANGA CPL. P/1LD.=SIFCO=45,85X264,5
017688
2VF498629 30
TAR498629 30

12.180 / 14.150 / 14.170BT / 14.180 / 14.220 / 16.
170 / 16.180CO / 16.210CO / 16.220 / 16.300 / 17.

T16498629A KING PIN KIT 45,55X256,5 =
REP. MANGA CPL. P/1LD.=BRAS= 45,55X256,5
007858

14.150 / 14.200 / 17.210 / 17.300 / 17.310 / 23.210
/ 23.310 / 13.170E / 15.170E / 15.190E / 15.180E /

T16498629A 10 KING PIN KIT 45,65X256,5 =
REP. MANGA CPL. P/1LD.=BRAS= 45,65X256,5
017689

14.150 / 14.200 / 17.210 / 17.300 / 17.310 / 23.210
/ 23.310 / 13.170E / 15.170E / 15.190E / 15.180E /

T16498629A 20 KING PIN KIT COMPLETE
REP. MANGA CPL. P/1LD.=BRAS= 45,75X256,5
017690

14.150 / 14.200 / 17.210 / 17.300 / 17.310 / 23.210
/ 23.310 / 13.170E / 15.170E / 15.190E / 15.180E /

T16498629A 30 KING PIN KIT 45,85X256,5 =
REP. MANGA CPL. P/1LD.=BRAS= 45,85X256,5
017691

14.150 / 14.200 / 17.210 / 17.300 / 17.310 / 23.210
/ 23.310 / 13.170E / 15.170E / 15.190E / 15.180E /

T16498629ACH 0 KING PIN KIT 45,55X256,5 =
REP. MANGA CPL. P/1LD.=BRAS= 45,55X256,5
019850

14.150 / 14.200 / 17.210 / 17.300 / 17.310 / 23.210
/ 23.310 / 13.170E / 15.170E / 15.190E / 15.180E /

T16498629ACH 10 KING PIN KIT 45,65X256,5 =
REP. MANGA CPL. P/1LD.=BRAS= 45,65X256,5
019851

14.150 / 14.200 / 17.210 / 17.300 / 17.310 / 23.210
/ 23.310 / 13.170E / 15.170E / 15.190E / 15.180E /

T16498629ACH 20 KING PIN KIT 45,75X256,5 =
REP. MANGA CPL. P/1LD.=BRAS= 45,75X256,5
019852

14.150 / 14.200 / 17.210 / 17.300 / 17.310 / 23.210
/ 23.310 / 13.170E / 15.170E / 15.190E / 15.180E /

3.20 REPARO MANGA DE EIXO

KING PIN REPAIR KIT

T16498629ACH 30 KING PIN KIT 45,85X256,5 =

REP. MANGA CPL. P/1LD.=BRAS= 45,85X256,5
019853



15.170 / 17.300 // 15.180 / 17.210 / 17.310 / 23.210 / 23.310 / 14.200 / 14.150 / 13.170E / 15.170E

T16498629B KING PIN KIT 45,55X256,5 =

REP. MANGA CPL. P/1LD.=BRAS= 45,55X256,5
023340



12.180 / 14.150 / 14.170BT / 14.180 / 14.220 / 16.170 / 16.180CO / 16.210CO / 16.220 / 16.300 / 17.

T16498629B 10 KING PIN KIT 45,65X256,5 =

REP. MANGA CPL. P/1LD.=BRAS= 45,65X256,5
023341



12.180 / 14.150 / 14.170BT / 14.180 / 14.220 / 16.170 / 16.180CO / 16.210CO / 16.220 / 16.300 / 17.

T16498629B 20 KING PIN KIT 45,75X256,5 =

REP. MANGA CPL. P/1LD.=BRAS= 45,75X256,5
023342



12.180 / 14.150 / 14.170BT / 14.180 / 14.220 / 16.170 / 16.180CO / 16.210CO / 16.220 / 16.300 / 17.

T16498629B 30 KING PIN KIT 45,85X256,5 =

REP. MANGA CPL. P/1LD.=BRAS= 45,85X256,5
023343



12.180 / 14.150 / 14.170BT / 14.180 / 14.220 / 16.170 / 16.180CO / 16.210CO / 16.220 / 16.300 / 17.

T16498629BCH 0 KING PIN KIT 45,55X256,5 =

REP. MANGA CPL. P/1LD.=BRAS= 45,55X256,5
023344



12.180 / 14.150 / 14.170BT / 14.180 / 14.220 / 16.170 / 16.180CO / 16.210CO / 16.220 / 16.300 / 17.

T16498629BCH 10 KING PIN KIT 45,65X256,5 =

REP. MANGA CPL. P/1LD.=BRAS= 45,65X256,5
023345



12.180 / 14.150 / 14.170BT / 14.180 / 14.220 / 16.170 / 16.180CO / 16.210CO / 16.220 / 16.300 / 17.

T16498629BCH 20 KING PIN KIT 45,75X256,5 =

REP. MANGA CPL. P/1LD.=BRAS= 45,75X256,5
023346



12.180 / 14.150 / 14.170BT / 14.180 / 14.220 / 16.170 / 16.180CO / 16.210CO / 16.220 / 16.300 / 17.

T16498629BCH 30 KING PIN KIT 45,85X256,5 =

REP. MANGA CPL. P/1LD.=BRAS= 45,85X256,5
023347



12.180 / 14.150 / 14.170BT / 14.180 / 14.220 / 16.170 / 16.180CO / 16.210CO / 16.220 / 16.300 / 17.

T16498629B VP KING PIN KIT 45,65X256,5 =

REP. MANGA CPL. P/1LD.=BRAS= 45,65X256,5
026552



T16498629CH 0 KING PIN KIT SIFCO 2 SIDES

REP. MANGA CPL. P/1LD.=SIFCO=45,65X264,5
019862
2VF498629CH



12.180 / 14.150 / 14.170BT / 14.180 / 14.220 / 16.170 / 16.180CO / 16.210CO / 16.220 / 16.300 / 17.

T16498629CH 10 KING PIN KIT COMPLETE

REP. MANGA CPL. P/1LD.=SIFCO=45,65X264,5
019863
2VF498629CH
10



12.180 / 14.150 / 14.170BT / 14.180 / 14.220 / 16.170 / 16.180CO / 16.210CO / 16.220 / 16.300 / 17.

T16498629CH 20 KING PIN KIT COMPLETE

REP. MANGA CPL. P/1LD.=SIFCO=45,75X264,5
019864
2VF498629CH
20



12.180 / 14.150 / 14.170BT / 14.180 / 14.220 / 16.170 / 16.180CO / 16.210CO / 16.220 / 16.300 / 17.

T16498629CH 30 KING PIN KIT COMPLETE

REP. MANGA CPL. P/1LD.=SIFCO=45,85X264,5
019865
2VF498629CH
30



12.180 / 14.150 / 14.170BT / 14.180 / 14.220 / 16.170 / 16.180CO / 16.210CO / 16.220 / 16.300 / 17.

3.21 REPAROS DIVERSOS

REPAIR KIT

2RP798121 GEAR SHIFT LEVER REPAIR

REPARO FIX. ALAVANCA CAMBIO
005157
T11711527



24.250 / 40.300 / 18.310 / 26.220 / 17.210 / 17.300 / 26.300 / 8.150 / 13.190 /

3.22 RETENTOR

RETAINER

T11407685 KING PIN RETAINER

RETENTOR PINO MANGA EIXO

019365



12.140T / 12.170BT / 12.140H / 11.130 / 13.130 / 14.140 / 11.140 / 12.140 /

T16407685 RETAINER KING PIN

RETENTOR ROLAMENTO MANGA EIXO

018450

2S0407641A



14.200 / 14.150 / 14.220 / 16.170 / 16.220 / 16.300 / 14.170BT / 12.180 / 14.180 / 16.180CO / 16.

3.23 ROLAMENTO

ROLLER BEARING

357607 BEARING CLUTCH VW

MANCAL EMBREAGEM VW

019033
02991380
3371 S
1380 R



6.90 / 7.90S / 6.80 /

T13141173 CLUTCH BEARING =

ROLAMENTO EMBREAGEM =S/CUBO=

006158
537166
1005 R
HCS-08P04



7.100 / 8.100 / 8.140 / 12.140T / 12.140H / 7.110S / 11.130 / 13.130 / 14.140 / 11.140 / 12.140 / 8.150

3.24 SELO

SEALINGS

2RD103113C SEALING CYLINDER HEAD

SELO CABECOTE MOTOR MWM

005655
922909760014
VA595
T12103113A



7.100 / 8.100 / 8.140 / 8.140CO / 8.140CE / L.80 / 12.140T / 12.180 / 14.150 / 14.180 / 16.180CO /

3.25 SERVO EMBREAGEM

CLUTCH SERVO

K036633 CLUTCH SERVO 83MM W/

SERVO MID 83MM =ROSCA M12X1.5=

018069
2R2721257
2R2721257A



26.260 CONSTELLATION / 31.260
CONSTELLATION / 31.320E CONSTELLATION /

3.26 SUPORTE BRACKET

20310 BRACKET APU DRYER

SUPORTE SECADOR APU (2T2607373B)

017778
4329050522



19.320E CONSTELLATION / 19.370
CONSTELLATION / 25.370E CONSTELLATION /

20312 BRACKET APU DRYER

SUPORTE SECADOR APU 2T2607373N

017948



24.250ECONSTELLATION / 17.250E
CONSTELLATION /

2RP253863 ENGINE BRAKE BRACKET

SUPORTE FREIO MOTOR

017718



7.100 / 8.100 / 8.140 / 8.140CO / 8.140CE / L.80 /
14.200 / 8.150E / 8.150 / 9.150E / 7.120 / 8.120 /

2S2253877 ENGINE BRAKE BRACKET

SUPORTE COMPTO FREIO MOTOR (COD.13935/

017726



26.220 / 26.260 CONSTELLATION / 31.260
CONSTELLATION / 31.320E CONSTELLATION /

3.27 TAMPA COVER

T11407675 CAP

TAMPAO PINO MANGA EIXO

010343



12.140T / 12.170BT / 12.140H / 13.170E / 13.
180E / 13.190 / 13.170 / 13.150 / 13.180 /

3.28 TRAVA LOCKS

T72601157 REAR WHEEL HUB LOCK

TRAVA ARANHA CUBO RODA TRASEIRA

005380



7.100 / 8.100 / 8.140 / 8.140CO / 8.140CE / L.80 /
8.140CKD / 6.90 / 7.90S / 7.110S / 7.110 / 8.150E

TJG501473 REAR WHEEL HUB LOCK

TRAVA ARANHA CUBO RODA TRASEIRA

005379
TE3501473
T16501473



12.140T / 12.170BT / 12.180 / 14.150 / 14.170BT
/ 14.180 / 14.220 / 16.170 / 16.180CO / 16.220 /

4.01 BOMBA D'AGUA

WATER PUMP

2RD198181 ENGINE WATER PUMP MWM

B'B D'AGUA MWM 4/6 CIL S10
004906



B1618 ONIBUS / B1621 ONIBUS / F1000 / F4000

940707310035 WALTER PUMP MWM

B'B D'AGUA MWM 4.0 TCA 4 CIL
007804
UB0577



F1000 / F350 / F250 / MOTOR MWM 4.07TCA

4.02 CALCO

SHIM

2R0103548F WHEEL CHOCK

CALCO CAMISA 0,25 MM MWM X 10
012991



F14000HD MWM X10 / F12000L MWM X10 / F4000 MWM 4.3L TURBO

2R0103548G WHEEL CHOCK

CALCO CAMISA 0,40 MM MWM X 10
012990



F14000HD MWM X10 / F12000L MWM X10 / F4000 MWM 4.3L TURBO

2R0103548H WHEEL CHOCK

CALCO CAMISA 0,30 MM MWM X 10
013052



F14000HD MWM X10 / F12000L MWM X10 / F4000 MWM 4.3L TURBO

2R0407071 WHEEL CHOCK

CALCO PINO MANGA EIXO 57X33,4X0,3
010336



815 / 915 / 712 / 815S / 814/815 11/2000=09/2002

2R0407071A KING PIN WASHER 57X33,

CALCO AJUSTE MANGA EIXO 57X33,4X0,5
019550



815 / 915 / 712 / 815S / 814/815 11/2000=09/2002

2R0407071B KING PIN WASHER 57X33,

CALCO AJUSTE MANGA EIXO 57X33,4X1
019551



815 / 915 / 712 / 815S / 814/815 11/2000=09/2002

2RK107124 WHEEL CHOCK

CALCO CAMISA 0,25 MM CUMMINS
013047



1617 / 1422 / 3224 / 3530 / 2322

2RK107125 WHEEL CHOCK

CALCO CAMISA 0,50 MM CUMMINS
013048



1617 / 1422 / 3224 / 3530 / 2322

2RK107126 SHIM 0,30MM CUMMINS

CALCO CAMISA 0,30 MM CUMMINS
024210



1617 / 1422 / 3224 / 3530 / 2322

T06107119 WHEEL CHOCK

CALCO CAMISA 0,10 MM MWM 229
013960



F12000 MWM 229 / F14000HD MWM 229 / F12000L MWM 229 / F4000MWM

T06107121 WHEEL CHOCK

CALCO CAMISA 0,15 MM MWM 229
013961



F12000 MWM 229 / F14000HD MWM 229 / F12000L MWM 229 / F4000 MWM 229

T06107123 WHEEL CHOCK

CALCO CAMISA 0,20 MM MWM 229
013962



F12000 MWM 229 / F14000HD MWM 229 / F12000L MWM 229 / F4000 MWM 229

T16407679A WHEEL CHOCK

CALCO PINO MANGA EIXO 63,5X45,9X0,3
010349



4432E 4X2 / 1722E 4X2 / 2628E 6X4 / 2622E 6X4 / 2422E 6X2 / 2428E 6X2 / 2632E 6X4 / 5032E

TAE107119 SPACER LINER RUBBER 0,

CALCO CAMISA 0,10 MM MWM X 10
005283



F14000HD MWM X10 / F12000L MWM X10 / F4000 MWM 4.3L TURBO

TAE107121 SPACER LINER RUBBER 0,

CALCO CAMISA 0,15 MM MWM X 10
005284



F14000HD MWM X10 / F12000L MWM X10 / F4000 MWM 4.3L TURBO

TAE107123 SPACER LINER RUBBER 0,

CALCO CAMISA 0,20 MM MWM X 10
005285



F14000HD MWM X10 / F12000L MWM X10 / F4000 MWM 4.3L TURBO

4.03 CILINDRO CYLINDER

BC457A508BB CLUTCH CYLINDER FORD

CIL. EMBR. FORD CARGO
024838



1317 4X2 / 1717 4X2 / 1517 4X2 / 1319 4X2 /
1719 4X2 / 1519 4X2 / 1419 4X2 /

RCCE00181 CYLINDER CLUTCH AUX.

CIL. AUX. EMBREAGEM
019223



CARGO 1215 / CARGO 1415 / CARGO 1218 /
CARGO 1418 / CARGO 1615 / CARGO 1313 /

TAF253861 ENGINE BRAKE CYLINDER

CIL. ACION. FREIO MOTOR SIST. KNORR
005096



815 / 2421 / 1722 / 1731 / 2622 / 2626 / 4031 /
2422 / 4331 / 1630 / 1622 / 2425 / 1422 / 4030 /

4.04 EIXO AXLE

TAR721075 CLUTCH AND BRAKE

EIXO PEDAIS FREIO E EMBREAGEM
005139



B1618 ONIBUS / B1621 ONIBUS

4.05 FREIO MOTOR EXHAUST BRAKES

2RD253853B ENGINE BRAKE 74MM

FREIO MOTOR =74MM= 2-7/8
005081



815 / 915 / 814

4.06 GARFO FORK

2RM141861 CLUTCH FORK

GARFO EMBREAGEM C/ROLETE
005061



2421 / 2622 / 2626 / 4031 / 3222 / 4432E 4X2 /
1722E 4X2 / 2628E 6X4 / 2622E 6X4 / 2422E 6X2

TPH141857 X CLUTCH FORK W/ PIN

GARFO EMBREAGEM C/PINO
015359



815 / 915 / 815E / F4000 4BT CUMMINS TURBO
4BT / 814 / F14000HD MWM X10 / F12000L MWM

4.07 HASTE

ROD

2RR312141 C GEARBOX END SHAFT

HASTE TERM. CAIXA CAMBIO =COMPLETO=
018030



1731 / 2622 / 2626 / 2631 / 4031 / 2422 / 4331 /
1630 / 2425 / 4030 / 2630 / 5031 / 2831 / 4432E

4.08 KIT

KIT

2R0398031 X LOCK AXLE REPAIR KIT

JG. PINOS E MOLAS TRAVA EIXO CX. ZF
011596



F4000 4X4 CUMMINS ELET.2.8L 152CV TC DSL /
F350 C/SIMPLES / F350 C/DUPLA / F4000 4X2

4.09 MANCAL DE EMBREAGEM

CLUTCH BEARING

TEG141165 CLUTCH BEARING

MANCAL EMBREAGEM C/ROLAMENTO
004082
82TU7548A



F14000 / F16000 / FT7000 / F7000 / F19000 /
F21000 / F13000 / F4000 / F11000 / F600 / 1113 /

4.10 MANGUEIRA SILICONE

SILICON HOSE

TJG115451B S RESPIRE ELBOW HOSE =

MANG. COTOV. RESP. =SILICONE AZUL=
006653



814/815(96/...) / 815 / 1617 / 1215CUM / 1217
CUMMINS / 1415CUM / 1417 CUMMINS / 1721

TQG117231 INTERCOOLER CONEXION

MANG. SILICONE INTERCOOLER =AZUL=
006923



1415CUM / 1617 / 1722 / 1731 / 2622 / 2626 /
2631 / 3224 / 4432E 4X2 / 1722E 4X2 / 2628E

TQG117231 O SILICONE HOSE WITH

MANG. SILICONE INTERCOOLER =PRETO=
004993



1415CUM / 1617 / 1722 / 1731 / 2622 / 2626 /
2631 / 3224 / 4432E 4X2 / 1722E 4X2 / 2628E

TRG117231A TURBINE CONEXION HOSE

MANGUEIRA LIGACAO TURBINA
005185



1731 / 2626 / 1630 / 2425 / 3224 / 3530

4.11 PINO PIN

2P0321143 PIN CUP
PINO COPO
011575



915 / 815E / 712 / 815S

2R0321143A GEARBOX PIN CUP
PINO COPO CX. CAMBIO
011595



F350 C/SIMPLES / F4000 4X2 CUMMINS ELET 2. 8L 152CV TC DSL / F4000 4X4 CUMMINS ELET.

T11407687 STEERING KNUCKLE AXLE
PINO MANGA EIXO MERITOR - 40,80 X 233,0
010346



1215CUM / 1217 CUMMINS / 1316 CHILE / 1317

T11407687 20 STEERING KNUCKLE AXLE
PINO MANGA EIXO MERITOR - 41,00 X 233,0 (0,
019357



1317 / 1215CUM / 1217 CUMMINS / 1316 CHILE

T11407687 30 STEERING KNUCKLE AXLE
PINO MANGA EIXO MERITOR - 41,10 X 233,0 (0,
019358



1317 / 1215CUM / 1217 CUMMINS / 1316 CHILE

4.12 REPARO MANGA DE EIXO KING PIN REPAIR KIT

2R0498629G 0 KING PIN KIT =SIFCO= 33,
REP. MANGA CPL. P/1LD.=SIFCO= 33,00X169,3
024044



1119 FORD CARGO

2R0498629G 10 KING PIN KIT =SIFCO= 33,
REP. MANGA CPL. P/1LD.=SIFCO= 33,10X169,3
024045



1119 FORD CARGO

2R0498629G 30 KING PIN KIT =SIFCO= 33,
REP. MANGA CPL. P/1LD.=SIFCO= 33,30X169,3
024047



1119 FORD CARGO

2R0498629G 40 KING PIN KIT =SIFCO= 33,
REP. MANGA CPL. P/1LD.=SIFCO= 33,40X169,3
024048



1119 FORD CARGO

2R0498629GCH 0 KING PIN KIT =SIFCO= 33,
REP. MANGA CPL. P/1LD.=SIFCO= 33,00X169,3
024141



1119 FORD CARGO

2R0498629GCH 10 KING PIN KIT =SIFCO= 33,
REP. MANGA CPL. P/1LD.=SIFCO= 33,10X169,3
024142



1119 FORD CARGO

2R0498629GCH 20 KING PIN KIT =SIFCO= 33,
REP. MANGA CPL. P/1LD.=SIFCO= 33,20X169,3
024143



1119 FORD CARGO

2R0498629GCH 30 KING PIN KIT =SIFCO= 33,
REP. MANGA CPL. P/1LD.=SIFCO= 33,30X169,3
024144




1119 FORD CARGO

2R0498629GCH 40 KING PIN KIT =SIFCO= 33,
REP. MANGA CPL. P/1LD.=SIFCO= 33,40X169,3
024145



1119 FORD CARGO

2VC498629 10 KING PIN KIT =MERITOR=
REP. MANGA CPL. P/1LD.=MERITOR= 31,45MM
017695
BD2T3111 10



815 / 814

2VC498629 20 KING PIN KIT =MERITOR=
REP. MANGA CPL. P/1LD.=MERITOR= 31,55MM
017696



815 / 814

2VC498629 30 KING PIN KIT =MERITOR=
REP. MANGA CPL. P/1LD.=MERITOR= 31,65MM
017697



815 / 814

4.12 REPARO MANGA DE EIXO KING PIN REPAIR KIT

2VC498629CH 0 KING PIN KIT =MERITOR=
REP. MANGA CPL. P/1LD.=MERITOR= 31,35MM
019866



815 / 814

2VC498629CH 10 KING PIN KIT =MERITOR=
REP. MANGA CPL. P/1LD.=MERITOR= 31,45MM
019867



815 / 814

2VC498629CH 20 KING PIN KIT =MERITOR=
REP. MANGA CPL. P/1LD.=MERITOR= 31,55MM
019868



815 / 814

2VC498629CH 30 KING PIN KIT =MERITOR=
REP. MANGA CPL. P/1LD.=MERITOR= 31,65MM
019869



815 / 814

BE9H3111A 0 AXLE REPAIR KIT
REP. MANGA CPL. P/1LD.=MERITOR= 40,80MM
022001
BF5X3111B 0



1317 / 1215CUM / F14000HD / 1217 CUMMINS /
1316 CHILE / 1215 FNH / 1316 /

T06498629 KING PIN KIT 28,65X181,5 =
REP. MANGA CPL. P/1LD.=BRAS= 28,65X181,5
007857



814/815 05/1996=11/2000

T06498629 10 KING PIN KIT 28,75X181,5 =
REP. MANGA CPL. P/1LD.=BRAS= 28,75X181,5
017698



814/815 05/1996=11/2000

T06498629 20 KING PIN KIT 28,85X181,5 =
REP. MANGA CPL. P/1LD.=BRAS= 28,85X181,5
017699



814/815 05/1996=11/2000

T06498629 30 KING PIN KIT 28,95X181,5 =
REP. MANGA CPL. P/1LD.=BRAS= 28,95X181,5
017700



814/815 05/1996=11/2000

T16498629BCH 0 KING PIN KIT 45,55X256,5 =
REP. MANGA CPL. P/1LD.=BRAS= 45,55X256,5
023344



1415CUM / 1617 / 1722 / 2622 / 2422 / 1622 /
1422 / 3224 / 4432E 4X2 / 2628E 6X4 / 3530 /

T16498629BCH 10 KING PIN KIT 45,65X256,5 =
REP. MANGA CPL. P/1LD.=BRAS= 45,65X256,5
023345



1415CUM / 1617 / 1722 / 2622 / 2422 / 1622 /
1422 / 3224 / 4432E 4X2 / 2628E 6X4 / 3530 /

T16498629BCH 20 KING PIN KIT 45,75X256,5 =
REP. MANGA CPL. P/1LD.=BRAS= 45,75X256,5
023346



1415CUM / 1617 / 1722 / 2622 / 2422 / 1622 /
1422 / 3224 / 4432E 4X2 / 2628E 6X4 / 3530 /

T16498629BCH 30 KING PIN KIT 45,85X256,5 =
REP. MANGA CPL. P/1LD.=BRAS= 45,85X256,5
023347



1415CUM / 1617 / 1722 / 2622 / 2422 / 1622 /
1422 / 3224 / 4432E 4X2 / 2628E 6X4 / 3530 /

4.13 SELO SEALINGS

2RD103113C SEALING CYLINDER HEAD
SELO CABECOTE MOTOR MWM
005655
WE9T8052A



F14000HD / F12000L / B1618 ONIBUS / B1621
ONIBUS / F12000 / F4000 / F4000 MWM 4.3L

4.14 SUPORTE

BRACKET

2RP253863 ENGINE BRAKE BRACKET

SUPORTE FREIO MOTOR
017718



815 / 1415CUM / 1317 / 1417 / 1215CUM /
F14000HD / F12000L / 1717 / 1617 / 915 / 814 /

4.15 TRAVA

LOCKS

TJG501473 REAR WHEEL HUB LOCK

TRAVA ARANHA CUBO RODA TRASEIRA
005379



1415CUM / 1317 / 1417 / 1215CUM / 1717 / 1721 /
1421 / 1521 / 1617 / 2421 / 1722 / 1731 / 2622 /

5.01 ARRUELA

WASHER

503347282 BRAKE CHAMBER

ARRUELA INT. CAMARA FREIO =IVECO
017293



/ EUROCARGO / NOVO STRALIS / NOVO TRAKKER / TRAKKER / STRALIS / CURSOR /

503355026 BRAKE CHAMBER WASHER

ARRUELA GROSSA CAMARA FREIO =IVECO
017295



/ EUROCARGO / NOVO STRALIS / NOVO TRAKKER / STRALIS / CURSOR / VERTIS /

503355028 BRAKE CHAMBER WASHSER

ARRUELA FINA CAMARA FREIO =IVECO
017296



/ EUROCARGO / NOVO STRALIS / NOVO TRAKKER / TRAKKER / STRALIS / CURSOR /

5.02 BOMBA D'AGUA

WATER PUMP

2RD198181 ENGINE WATER PUMP MWM

B'B D'AGUA MWM 4/6 CIL S10

004906
503355453
503120943
503120581



170E21 4X2 EUROCARGO

2S0121004B WATER PUMP CUMMINS

B'B D'AGUA MOTOR CUMMINS ELETTRONICO

012937



230E24 TECTOR 6X2 / 260E25 CAMINHAO 6X4 / 170E25 T CAMINHAO 4X2 / 170E25 CAMINHAO

500300476 WATER PUMP - DAILY

B'B D'AGUA DAILY

015817
503644438
500361919
500361203
99438900
NKBA14011
MNKBA10735



DAILY / DAILY/SCUDATO /

504113544 WATER PUMP NEW DAILY

B'B D'AGUA N.DAILY

015862
504360207
504337182
504087367



N.DAILY / N.DAILY SCUDATO /

5.03 BUCHA DE BORRACHA

RUBBER BUSHING

8162306 STABILIZER BAR BUSHING

BUCHA BARRA ESTABIL. DIANT. N.TRAKKER/

015778
500336108
41288750
41218902



EUROCARGO / TECTOR / CURSOR / NOVO TRAKKER /

5.04 CALCO

SHIM

500378983 CYLINDER LINER SHIM

CALCO CAMISA 0,14 MM N.STRALIS/TRAKKER
017297



NOVO STRALIS / STRALIS / NOVO TRAKKER / TRAKKER /

7173025 SHIM 0,50MM

CALCO MANGA EIXO 0,50MM STRALIS/
017120



EUROCARGO / TECTOR / NOVO STRALIS / STRALIS / CURSOR / EUROTRAKKER / NOVO

7173025 A SHIM 1,00MM

CALCO MANGA EIXO 1,00MM STRALIS/
017162



TECTOR / NOVO STRALIS / STRALIS / CURSOR / EUROTRAKKER / NOVO TRAKKER /

7173025 B SHIM 0,30MM

CALCO MANGA EIXO 0,30MM STRALIS/
023568



NOVO STRALIS / STRALIS / EUROTRAKKER / NOVO TRAKKER / EUROTECH /

99448190 CYLINDER LINER SHIM

CALCO CAMISA 0,12 MM N.STRALIS/TRAKKER
017298



NOVO STRALIS / STRALIS / NOVO TRAKKER / TRAKKER /

99448192 CYLINDER LINER SHIM

CALCO CAMISA 0,10 MM N.STRALIS/TRAKKER
017299



NOVO STRALIS / STRALIS / NOVO TRAKKER / TRAKKER /

99448193 CYLINDER LINER SHIM 0,08

CALCO CAMISA 0,08 MM N.STRALIS/TRAKKER
017386



NOVO STRALIS / STRALIS / NOVO TRAKKER / TRAKKER /

5.05 CILINDRO CYLINDER

41211005 CLUTCH CYLINDER W/
CIL. EMBR. C/ RESERV. EUROTECH/STRALIS
017550
41285355



EUROCARGO / EUROTRAKKER / EUROTECH /

41285167 CLUTCH CYLINDER W/
CIL. ACION. EMBR. N. TRACKER
024217
41285278



NOVO TRAKKER /

4854828 CLUTCH CYLINDER
CIL. EMBREAGEM TECTOR/EUROCARGO
025927



EUROCARGO / ONIBUS CC118E20 GNC /
ONIBUS CC118E22 / ONIBUS CC170E22 /

5.06 COXIM RUBBER MOUNTING

5801762136 REAR ENGINE MOUNTING
COXIM TRASEIRO SUSP. MOTOR STRALIS/
024425
5801666554
41272826
41219895



5801762138 FRONT ENGINE MOUNTING
COXIM DIANTEIRO SUSP. MOTOR N.STRALIS
024426



5.07 PINO PIN

42471013 STEERING KNUCKLE AXLE
PINO MANGA EIXO STRALIS/TECH
017166
42471014



EUROCARGO / TECTOR / NOVO STRALIS /
STRALIS / CURSOR / EUROTRAKKER /

T11407687 STEERING KNUCKLE AXLE
PINO MANGA EIXO MERITOR - 40,80 X 233,0
010346



130V18 VERTIS CAMINHAO 4X2 / 130V19
VERTIS CAMINHAO ECOLINE 4X2

T11407687 20 STEERING KNUCKLE AXLE
PINO MANGA EIXO MERITOR - 41,00 X 233,0 (0,
019357



130V18 VERTIS CAMINHAO 4X2 / 130V19
VERTIS CAMINHAO ECOLINE 4X2

T11407687 30 STEERING KNUCKLE AXLE
PINO MANGA EIXO MERITOR - 41,10 X 233,0 (0,
019358



130V18 VERTIS CAMINHAO 4X2 / 130V19
VERTIS CAMINHAO ECOLINE 4X2

5.08 PORCA NUT

7180039 REAR HUB NUT DAILY / N.
PORCA CUBO TRAS. DAILY/N.DAILY
016707
503641905



/ N.DAILY / DAILY / DAILY/SCUDATO

5.09 REPARO MANGA DE EIXO

KING PIN REPAIR KIT

1904698 KING PIN KIT W/ BEARING

REP. MANGA EIXO C/ROLAM+RETEN.STRALIS/
017275



EUROCARGO / NOVO STRALIS / STRALIS /
EUOTRAKKER / NOVO TRAKKER / TRAKKER

1904698 P KING PIN KIT - STRALIS/

REP. MANGA EIXO S/BASE DO PINO STRALIS/
017276



EUROCARGO / NOVO STRALIS / STRALIS /
EUOTRAKKER / NOVO TRAKKER / TRAKKER

500053591 KING PIN KIT VERTIS

REP. MANGA CPL. VERTIS 90V16-90V18 (33,
019699



90V16 VERTIS CAMINHÃO 4X2 / 90V18 VERTIS
CAMINHÃO 4X2 /

500053591 10 KING PIN KIT VERTIS

REP. MANGA CPL. VERTIS 90V16-90V18 (33,
019700



/ 90V16 VERTIS CAMINHÃO 4X2 / 90V18
VERTIS CAMINHÃO 4X2

500053591 20 KING PIN KIT VERTIS

REP. MANGA CPL. VERTIS 90V16-90V18 (33,
019701



90V16 VERTIS CAMINHÃO 4X2 / 90V18 VERTIS
CAMINHÃO 4X2 /

500053591 30 KING PIN KIT VERTIS

REP. MANGA CPL. VERTIS 90V16-90V18 (33,
019702



90V16 VERTIS CAMINHÃO 4X2 / 90V18 VERTIS
CAMINHÃO 4X2 /

500053591 40 KING PIN KIT VERTIS

REP. MANGA CPL. VERTIS 90V16-90V18 (33,
019703



90V16 VERTIS CAMINHÃO 4X2 / 90V18 VERTIS
CAMINHÃO 4X2 /

5.10 TAMPA

COVER

7172938 AXLE PIN COVER

TAMPA PINO MANGA EIXO STRALIS/
017131



EUROCARGO / TECTOR / NOVO STRALIS /
STRALIS / CURSOR / NOVO TRAKKER /

6.01 BICO REFRIGERACAO

NOZZLE COOLING

4071800684 PISTON NOZZLE COOLING

BICO REFRIG. PISTAO MOTOR MBB OM447
007673



OM429 LA MBTC USA / OM449A / OM449LA B2 / OM449 LA /

6.02 BOMBA D'AGUA

WATER PUMP

3142000601 WATER PUMP MERCEDES

B'B D'AGUA MERCEDES OM 314 4CIL
007823
3142002901
3142000604
UB0608



L708 / 608 / L608 / L608D / L608E / L708D / L708E / 608 D / 708 / 708 D/E /

3452000201 WATER PUMP ASSY OM-355

B'B D'AGUA MERCEDES OM 355 5/6CIL
022402



OH1419 / OH1517 / O355 / O364 / 2219 / 1924 / 1929 / 1519 /

3452000801 WATER PUMP ASSY OM-355

B'B D'AGUA MERCEDES OM 355 5/6CIL
022401



1932 / 1933 / 1934 /

3452007101 WATER PUMP ASSY OM-355

B'B D'AGUA MERCEDES OM 355 5/6CIL
007828
20033



OH1419 / O364 / 1517 / 2219 / 1519 /

3522003801 WATER PUMP (UB-313)

B'B D'AGUA MBB C/TAMPA OM 352 6CIL
007825
3522009401



OM352 /

3522003801 A WATER PUMP (UB-313)

B'B D'AGUA MERCEDES OM 352 6CIL
022399
3522009401 A
UB0314



OH1313 / OH1314 / OH1316 / O362 / 1514 / LPO1113 / 2216 / 1516 / 1513 / 1313 / 1314 / 1316

3522005401 WATER PUMP MERCEDES

B'B D'AGUA MERCEDES OM 352 6CIL
007829
3522009601



OF1113 / OF1313 / OH1313 / OH1316 / O362 / O364 / 1113 /

3522005401 A WATER PUMP MERCEDES

B'B D'AGUA MERCEDES OM 352 6CIL
022404
3522009601 A
UB0362



OF1113 / OF1313 / OH1313 / OH1316 / O362 / O364 / 1113 /

3532000301 WATER PUMP MERCEDES

B'B D'AGUA MERCEDES OM 352 6CIL
007826
3532003701



OH1313 / OH1314 / OH1316 / O362 / 1514 / LPO1113 / 2216 / 1516 / 1513 / 1313 / 1314 / 1316

3532000301 A WATER PUMP MERCEDES

B'B D'AGUA MERCEDES OM 352/A 6CIL
022400
3532003701 A
UB0316



OH1313 / OH1314 / OH1316 / O362 / 1514 / LPO1113 / 2216 / 1516 / 1513 / 1313 / 1314 / 1316

3532001101 WATER PUMP MERCEDES

B'B D'AGUA MERCEDES OM 352/A 6CIL
022405



OF1113 / OF1313 / OH1313 / OH1316 / O362 / O364 / 1113 /

3532001101 A WATER PUMP MERCEDES

B'B D'AGUA MERCEDES OM 352/A 6CIL
022406
UB0364



OF1113 / OF1313 / OH1313 / OH1316 / O362 / O364 / 1113 /

3552001101 WATER PUMP ASSY OM-355

B'B D'AGUA MERCEDES OM 355 5/6CIL
022403
3522001501



OM355 / OM355 AFRICA /

3642000101 WATER PUMP MB 364/A/LA

B'B D'AGUA MERCEDES OM 364/A/LA 4CIL
007831
3642002001
UB0610



OF809 / OF812 / LO809 / 1214 / 712C / 914C / LO812 / LO814 / 809 / 709 / 712E / 712 / O-500

3662000701 WATER PUMP OM-366. LA

B'B D'AGUA MERCEDES OM 366 E 366A 6CIL
022407
3662005901



OF1313 / OF1318 / 1214 / 1218 / 1414 / 1418 / 1714 / 1718 / 1721 / OF1317 / 1318 / 2314 /

3662000701 A WATER PUMP OM-366. LA

B'B D'AGUA MERCEDES OM 366A 6 CIL
022408
3662005901 A
UB0366



OF1313 / OF1318 / 1214 / 1218 / 1414 / 1418 / 1714 / 1718 / 1721 / OF1317 / 1318 / 2314 /

6.02 BOMBA D'AGUA
WATER PUMP

3662005601 A WATER PUMP OM-366. LA

B'B D'AGUA MERCEDES OM 366 6 CIL
022410
3762000701 A
3762000601 A
3762000501 A
3762000001 A



L1620 / OF1318 / OF1721 / OH1420 / OF1620 / LK1620 /

3662006801 WATER PUMP OM-366. LA

B'B D'AGUA MERCEDES OM 366LA 6CIL
007834
3762000901



L1218 / L1418 / L1620 / O371 UL / 1418 / 1418K / 1718K / OF1620 / 1720 / LK1620 / 1723 / 1720K /

3662006801 A WATER PUMP OM-366. LA

B'B D'AGUA MERCEDES OM 366LA-INTERC.
022409
3762000901 A
UB0368



L1218 / L1418 / L1620 / O371 UL / 1418 / 1418K / 1718K / OF1620 / 1720 / LK1620 / 1723 / 1720K /

3762000501 WATER PUMP L-1620 OM-

B'B D'AGUA MERCEDES OM 366LA ECOLOGIC
007833
3762000701
3762000601
3762000001
3662005601



L1620 / OF1318 / OF1721 / OH1420 / OF1620 / LK1620 /

4572000101 WATER PUMP OM-447/449

B'B D'AGUA MERCEDES OM 447A/LA
022411
4572007001
4572004701



/ L1625 / L1938 / L2325 / L2638 / LK2325 / LK2635 / LS1625 / LS1630 / LS1632 / LS1633 /

4572000201 WATER PUMP OM-447/449

B'B D'AGUA MERCEDES OM 447A/LA
022412



O400 UPA / L2638 / LK2638 / LS1938 / LS2638 / L1938 / O500 RS 1636 / O500 RSD 2036 / O500

4602000001 WATER PUMP OM-447/449

B'B D'AGUA MERCEDES OM 457LA/OM 460
022413



1938S / 1944S /

4752000201 WATER PUMP OM-447/449

B'B D'AGUA MERCEDES OM 447A/LA
007832
4752000101
4752000001



L1625 / L1938 / L2325 / L2638 / LK2325 / LK2635 / LK2638 / LS1625 / LS1630 / LS1632 /

9042002501 WATER PUMP

B'B D'AGUA O904/0906
007974
9042003201
9042002201
9042000701
9042000201



L1218 / L1418 / 712C / 914C / 1318 / L1622 / OF1418 / OF1722 / ATEGO1418 / ATEGO1718 /

9062005701 WATER PUMP OM 926LA - 6

B'B D'AGUA MERCEDES OM 926LA - 6CIL
022414
9062004801
9062004201



OF1115 / OF1721 / OF1722 / OF1730 / O500 R / O500 U / OH1418 / OH1518 / OH1621 / AXOR2825

6.03 CILINDRO
CYLINDER

0022951607 CLUTCH CYLINDER ACCELO

CIL.ACION.EMBR.ACCELO 712/715
024356



ACCELO715C / 712 /

0022952507

CIL. EMBREAGEM ACCELO
025928
A0022952507



ACCELO915C / ACCELO815 / ACCELO1016 /

6.04 MANCAL DE EMBREAGEM
CLUTCH BEARING

0012500615 P CLUTCH BEARING

MANCAL EMBREAGEM MERCEDES
022494
3388 P
1378 P



2638S / 1935 / 1941 / 1936 / 2625 / 2635 / AXOR4144 / AXOR3341 / AXOR4141 / AXOR3340

0022504115 P BEARING CLUTCH

MANCAL EMBREAGEM MERCEDES
022493
0022506715 P
0022504715 P
125634 P
10203 P
3377 P
1356 P



O400 RSD / O500 R / 1938S / 1944S / 1634 / 2038 / 1938 / 1944 / O500 RSD / 2726 / AXOR1933 /

0002506415 CLUTCH BEARING

MANCAL EMBREAGEM MBB
024774
3327



3212501315 CLUTCH BEARING

MANCAL EMBREAGEM MERCEDES =BAIXO=
019031
3452500215
1312 R



OF1113 / OF1313 / OF1114 / OF1314 / OH1313 / OH1314 / OH1316 / O362 / O364 / O365 / 1518 /

6.05 MANGUEIRA SILICONE SILICON HOSE

3845011382 RED INTERCOOLER HOSE
MANGUEIRA INTERCOOLER C/6 ANEIS =
014979



1721 / 1720 / 1722 / 1726 /

3845011482 INTERCOOLER HOSE
MANGUEIRA INTERCOOLER C/6 ANEIS =
017360



OF1318 / OF1115 / OF1218 / OF1319 /

3845289182 INTERCOOLER HOSE
MANG. RAD. AR C/5 ANEIS =SILIC.VERM=
007964
6965007375
6845011082



OF1721 / 1938S / 1620 / 1720 / 1723S / 1726S /
1723K /

6695280182 INTERCOOLER HOSE (W/4)
MANGUEIRA INTERCOOLER C/4 ANEIS =
016125
0020947582



LO814ELETRONICO / LO914ELETRONICO /

6695280282 INTERCOOLER HOSE (W/4)
MANGUEIRA INTERCOOLER C/4 ANEIS =
017358



/ TODOS MODELOS

6965007175 INTERCOOLER HOSE
MANG. RAD. AR C/5 ANEIS =SILIC.PRETA=
017359



L1218 / L1318 / L1418 / L1620 / 1718 / 1721 /
1721S / LO812 / L2638 / LK2638 / LS1938 /

9585013582
MANG. INTERCOOLER MBB ATEGO/AXOR
027043
0005016182
A9585013582
A0005016182

imagem
indisponivel

6.06 REPARO BOMBA D'AGUA WATER PUMP REPAIR KIT

3142000601K REPAIR WATER PUMP
REP. B'B D'AGUA MERCEDES
019060
3525860420
3525860220
3522000560
UR0698



L608 / 608 D / 708 D/E / LO608 /

3452000201X REPAIR WATER PUMP
REP. B'B D'AGUA MERCEDES
019096
3552000704
UR1358



OH1419 / OH1517 / O355 / O364 / 2219 / 1924 /
1929 / 1519 /

3522001004 WATER PUMP REPAIR KIT
REP. B'B D'AGUA OM352 COMPLC/
009506
3522001304
UR1315



OH1313 / OH1314 / OH1316 / O362 / 1514 /
LPO1113 / 2216 / 1516 / 1513 / 1313 / 1314 / 1316

3552000804 REPAIR WATER PUMP
REP. B'B D'AGUA MERCEDES
019090
UR1359



1932 / 1933 / 1934 /

3555860220 REPAIR WATER PUMP
REP. B'B D'AGUA MERCEDES
019084
UR1356



OH1419 / O364 / 1517 / 2219 / 1519 /

3642000204 REPAIR WATER PUMP
REP. B'B D'AGUA MERCEDES
019076
UR0709



OF809 / OF812 / LO809 / 1214 / LO812 / LO814 /
809 / 709 / 712 / 1114 / 710 / 812 / 912 / 914 /

3662000401 REPAIR WATER PUMP
REP. B'B D'AGUA MERCEDES
007827
UR1364



OF1113 / OF1313 / OF1318 / OH1313 / OH1316 /
1214 / 1218 / 1414 / 1418 / 1714 / 1718 / 1721 /

3762000204 REPAIR WATER PUMP
REP. B'B D'AGUA MERCEDES
019080
UR1313



OH1313 / OH1314 / OH1316 / O362 / 1518 / 1514 /
608 / LPO1113 / 2216 / 1516 / 1513 / 1313 / 1314 /

3762000304 REPAIR WATER PUMP
REP. B'B D'AGUA MERCEDES
019102
UR1372



L1620 / OF1318 / OF1721 / OH1420 / OF1620 /
LK1620 /

3762000804 REPAIR WATER PUMP
REP. B'B D'AGUA MERCEDES
019098
UR1371



L1218 / L1418 / L1620 / O371 UL / 1418 / 1418K /
1718K / OF1620 / 1720 / LK1620 / 1723 / 1720K /

4572000004 REPAIR WATER PUMP
REP. B'B D'AGUA MERCEDES
019113
UR1374



/ 1938 / 1938S / 1938LS / 1944S / L2638 /
LK2638 / LS2638

4572000005 REPAIR WATER PUMP
REP. B'B D'AGUA MERCEDES
019115
UR1377



1938S / 1944S /

6.06 REPARO BOMBA D'AGUA

WATER PUMP REPAIR KIT

9042001901 REPAIR WATER PUMP

REP. B'B D'AGUA MERCEDES

019116
UR1375



L1218 / L1318 / L1418 / L1618 / L1620 / OF1721 /
OH1418 / OH1518 / 1218 / 1418 / 1718 / 914C /

9062000204 REPAIR WATER PUMP

REP. B'B D'AGUA MERCEDES

019120
UR1376



1215C / AXOR1933 / AXOR2533 / AXOR2825 /
AXOR2826 / AXOR2828 / AXOR2831 / O500 M /

6.07 REPARO MANGA DE EIXO

KING PIN REPAIR KIT

3503300019 KING PIN ONE SIDE MBB

REP. MANGA MBB 51MM (STD)

025714



1924 / 1929 / 1930 / 1932 / 1933 / 1935 / 1941 /

3503300019 10 KING PIN ONE SIDE MBB

REP. MANGA MBB 51MM (0,10)

025715



1924 / 1929 / 1930 / 1932 / 1933 / 1935 / 1941 /

3503300019 20 KING PIN ONE SIDE 51MM (0,

REP. MANGA MBB 51MM (0,20)

025716



1924 // 1929 / 1930 / 1932 / 1933 / 1935 / 1941

3503300019 30 KING PIN MBB 51MM(0,30)

REP. MANGA MBB 51MM (0,30)

025717



/ 1924 / 1929 / 1930 / 1932 / 1933 / 1935 / 1941

3643300019 KING PIN SET REP. KIT

REP. MANGA MBB 50MM (STD)

025731



O370 / O371 / O371 R / O371 RS / O400 /

3643300019 10 KING PIN ONE SIDE MBB

REP. MANGA MBB 50MM (0,10)

025732



/ O370 / O371 / O371 R / O371 RS / O400

3643300019 20 KING PIN ONE SIDE MBB

REP. MANGA MBB 50MM (0,20)

025733



/ O370 / O371 / O371 R / O371 RS / O400

3643300019 30 KING PIN SET ONE SIDE

REP. MANGA MBB 50MM (0,30)

025734



/ O370 / O371 / O371 R / O371 RS / O400

3763300319 KING PIN SET R.KIT ONE

REP. MANGA MBB 38MM (STD)

025471



FREIO A AR DO 1113 AO 2213 /

3763300319 10 KING PIN SET COMPLETE

REP. MANGA MBB 38MM (0,10)

025472



FREIO A AR DO 1113 AO 2213 /

3763300319 20 KING PIN SET COMPLETE

REP. MANGA MBB 38MM (0,20)

025473



FREIO A AR DO 1113 AO 2213 /

3763300319 30 KING PIN REP. KIT

REP. MANGA MBB 38MM (0,30)

025474



FREIO A AR DO 1113 AO 2213 /

6753300019 KING PIN SET REP. KIT.

REP. MANGA MBB 30MM (STD)

025710



812 / 912 / 914 /

6753300019 20 KING PIN REP. KIT

REP. MANGA MBB 30MM (0,20)

025712



6753300019 30 KING PIN SET COMPLETE

REP. MANGA MBB 30MM (0,30)

025713



6963300019 KING PIN SET MB ATEGO

REP. MANGA MBB 45 MM (STD)

025878
3553300319



OF1722 /

6.07 REPARO MANGA DE EIXO

KING PIN REPAIR KIT

6963300019 10 KING PIN SET MB 45,1 MM

REP. MANGA MBB 45 MM (0,10)

025879
3553300319 10



OF1722 /

6963300019 30 KING PIN SET MB 45,3MM

REP. MANGA MBB 45 MM (0,30)

025881
3553300319 30



OF1722 /

6.08 ROLAMENTO

ROLLER BEARING

3452547020 CLUTCH BEARING

MANCAL EMBREAGEM MERCEDES

019022
3123198001
0002540020
1007 R



OF1113 / OF1313 / OF1114 / OF1314 / OH1313 /
OH1314 / OH1316 / O362 / O364 / O365 / 1518 /

7.01 BOMBA D'AGUA

WATER PUMP

2RB121005 WATER PUMP MWM 4/6 CYL.

B'B D'AGUA MWM 3/4/6 CIL D229 ASP.
004904
8012201076004



7000D / 4500D / 5000D / 1600D / 1800D / 4500RD
/ 5000RD / 7000RS / BX130 / BX90

2RD198181 ENGINE WATER PUMP MWM

B'B D'AGUA MWM 4/6 CIL S10
004906



7500 / 8500 / 7000 / VOLARE A8

6020101243005 WATER PUMP MWM

B'B D'AGUA MWM
022774



10.000 4.8H MWM EURO V SEM ABS / 14.000
TRUCK MWM 4.8H EURO V / MA 10.0 BL MWM 4,

940707310035 WALTER PUMP MWM

B'B D'AGUA MWM 4.0 TCA 4 CIL
007804



VOLARE A6 / VOLARE A5 / FURGOVAN 6000 /
TRUCK 6000D

940707310055 WATER PUMP CUMMINS

B'B D'AGUA MWM SPRINT 4 CIL-MOD.
019384
UB0575



VOLARE A6 / VOLARE A5 / MA 6.0 / MOTOR
MWM 4.07TCE 4C

7.02 MANCAL DE EMBREAGEM

CLUTCH BEARING

TEG141165 CLUTCH BEARING

MANCAL EMBREAGEM C/ROLAMENTO
004082



7000D / 7500TD / 4500D / 5000D / 1600D / 1800D

TEG141165 F CLUTCH BEARING

MANCAL EMBREAGEM C/ROLAMENTO
022526



7000D / 4500D / 5000D / 1600D / 1800D / 150EOD
/ 9-150EOD

7.03 PINO

PIN

2RD407687010 STEERING KNUCKLE AXLE

PINO MANGA EIXO - 28,75 X 181,5 (0,10)
007440



7500 / 8500 / VOLARE A8 / MA7,5T / MA8,5T /
VOLARE / MICRO-BUS AGRALE / 4000D / 4500D

2RD407687020 STEERING KNUCKLE AXLE

PINO MANGA EIXO - 28,85 X 181,5 (0,20)
007441



7500 / 8500 / VOLARE A8 / MA7,5T / MA8,5T /
VOLARE / MICRO-BUS AGRALE / 4000D / 4500D

7.04 PISTA

SUPPORT

2R0407545 STEERING KNUCKLE

PISTA BUCHA CHIME
019835




VOLARE W8 / VOLARE AFRICA SUL W8-RHD /
VOLARE W8 SEGUNDA EDICAO

7.05 REPARO MANGA DE EIXO

KING PIN REPAIR KIT

2VC498629 KING PIN KIT =MERITOR=


REP. MANGA CPL. P/1LD.=MERITOR= 31,35MM
010317



VOLARE W8 / VOLARE AFRICA SUL W8-RHD /
VOLARE W8 SEGUNDA EDICAO

2VC498629 10 KING PIN KIT =MERITOR=

REP. MANGA CPL. P/1LD.=MERITOR= 31,45MM
017695



VOLARE AFRICA SUL W8-RHD

2VC498629 20 KING PIN KIT =MERITOR=

REP. MANGA CPL. P/1LD.=MERITOR= 31,55MM
017696



VOLARE AFRICA SUL W8-RHD

2VC498629 30 KING PIN KIT =MERITOR=

REP. MANGA CPL. P/1LD.=MERITOR= 31,65MM
017697



VOLARE AFRICA SUL W8-RHD

8.01 ANEL DE PRESSAO

PRESSURE RING

394809 LOWER PRESSURE RING

ANEL PRESSAO INFERIOR DAF
026535



556110 PRESSURE UPPER RING

ANEL PRESSAO SUPERIOR DAF
026534



8.02 MANGUEIRA SILICONE

SILICON HOSE

1600366 INTER COOLER SILICONE

MANGUEIRA INTERC. CF85/XF95/105 DAF
026895



1600366 P INTER COOLER SILICONE

MANGUEIRA INTERC. CF85/XF95/105 DAF
027081



8.03 REPARO MANGA DE EIXO

KING PIN REPAIR KIT

681706 KING PIN REP.KIT FOR DAF

REPARO MANGA EIXO DAF
026544



XF TODOS FREIO A TAMBOR / CF TODOS
FREIO A TAMBOR /

8.04 SERVO EMBREAGEM

CLUTCH SERVO

628277AM CLUTCH SERVO DAF/IVECO/

SERVO EMBR. 80MM DAF/IVECO/RENAULT
026022



CF75

Vendas / Sales: vendas@cipec.com.br
Geral / General: cipec@cipec.com.br
Televendas / Phone: +55 19 3834-9822
Fax / Fax: 0800.707.9822
www.cipec.com.br



10121	35	154523	49	208200	30	278082	34
10226	45	154523 A	49	208200 X	31	278333	8
10227	34	154622	26	208395	10	278338	26
15323	8	156168 A	14	211137	46	278339	27
17113	21	156942	27	211809	26	278523	24
17146	34	157287	10	211821	39	278531	8
17148	34	159959	40	213606	14	279243	34
23010	40	159981	12	214075	10	280862	7
30024	15	159982	35	214807	36	280868	14
41181	22	159983	12	216247	27	280869	11
41998	19	159985	47	219721	7	282275	39
41999	19	160444	17	219721 X	7	283642	46
42000	19	160445	17	224455	27	284343	46
42001	19	165815	17	228805	16	284346	47
42750	19	165816	17	228833	27	284813	18
42751	19	165817	17	228834	26	284814	18
42752	19	165818	17	232779	15	284815	18
42753	19	165819	17	234017	36	284818	18
42892	39	169136	19	234184	26	284819	18
61307	11	170083	12	234324	45	287448	11
63836	39	170084	12	235434	16	287449	11
65027	48	170541	38	235700 S	33	288805	30
65286	20	170684	27	237903	45	289336	15
66116 A	23	170955	8	242663	39	290151	27
125861	20	170972	35	243814	24	290818	20
128032	22	171232	14	244437 X	42	290849	32
128034	22	171233	35	244623	28	290865	20
128035	22	171646	48	244623 X	28	291071	37
128036	22	172089	48	244780	14	291073	37
128680	14	172494	35	244948	48	291190	37
130764	23	172759	46	244954	44	292761	13
131041	35	174531	30	244995	36	292761 A	13
131058	35	174653	14	246637	20	292762	13
131105	49	174765	8	246638	20	292762 A	13
131125	9	174988	38	246913	26	294938	16
131127	9	176815	40	248769	40	296835	34
132341	14	176815 X	42	254669	10	297869	39
132713	17	177526	27	259065	13	300738	23
132714	17	177741	20	259065 A	13	300819	47
132715	17	179888	37	259100	50	301476	37
134380	37	180064	35	261576	44	301476 X	42
134488	14	180435	14	261578	50	301518	11
135073	9	184049	8	264120	44	301519	11
135074	9	184054	38	264225 A	10	301521	39
135470	14	184055	48	264380	8	301901	18
137656	35	184417	18	264550	7	302747	23
137658	48	184418	18	265476	50	302943	39
137661	12	184418 T	18	265722	44	303635	22
138849	24	184419	18	267353	31	303636	36
139007	13	191438	28	267353 O	31	303659	24
139253	8	191892	40	267353 P	31	303660	24
139308	25	192638	7	270338	34	303662	26
139309	44	192641	14	271676	50	304426	33
140524	23	194373	38	273022	10	304788	15
140525	23	194376	30	273023	10	305479	22
140526	23	194377	10	273024	39	306133 X	42
140532	23	194484	38	273027	18	307697	36
140954	35	194484 A	38	273028	18	308389	28
141163	14	194521	7	273029	18	310735	39
141164	14	194838	13	273120	47	311062	47
141166	47	194838 A	13	273120 A	47	311063	47
141167	10	194850	35	273792	20	311064	47
141168	14	204723	10	273933	34	311448	15
143137	38	204724	39	274145	10	313503	47
145150	48	204735	18	274154	11	313512	26
147537	10	204736	18	275036	34	314038	26
153682	15	204737	10	275039	36	314834	47
154259	44	204738	47	275568	29	314876	11
154259 X	44	207550	7	275873	13	314877	11
154262	26	208179	19	276087	22	314878	43

315085	39	372132	8	800046	40	1305098	9
315402	26	374334	36	800610	40	1305099	9
315403	26	375527	32	803414	36	1305102	9
315485	11	378277 A	43	803445	36	1305103	9
315485 X	43	378277 AC	43	803466	36	1305109	14
315486	11	378637	19	803490	36	1305294	25
315553	11	378638	19	803515	36	1305317	37
315554	11	378639	19	805078	39	1305936	7
315554 X	43	380610	30	807331	11	1307562	38
315975	20	382588	30	808214	36	1308161	46
318523	7	383112	11	810003	34	1308724	25
320654	47	384037	49	811108	28	1308724 X	25
320654 A	48	386064	36	812371	16	1309563	32
322289	11	387877	39	812391	34	1312886	32
323508 X	43	389419	11	812392	34	1318713	25
323641 O	33	389434	44	812444	34	1320457	41
323662	33	390226	20	812456	39	1321245	15
324937	39	390533	49	812875	23	1323431	15
325699	32	390536	49	812876	23	1323432	15
329346	18	392520	33	812877	23	1324294	37
329347	18	393187	33	812878	23	1324294 X	42
329348	18	438748	38	813193	49	1324793	9
329349	18	488368	32	813195	23	1325259	15
329579	47	488368 C	32	813220	23	1325808	46
329636	22	488368 O	32	813221	23	1327046	25
331329	47	522536	26	813222	23	1328995	32
331651	36	523670	21	813223	23	1328995 A	32
333653	38	525036	8	813224	23	1331044	9
334389	32	525356	16	814552	23	1331044 X	42
334420	47	525378	24	814553	23	1331820	32
335683	15	526267	28	814554	23	1331914	32
338692	28	537180	48	814555	23	1333733	46
340099	16	537180 A	48	814556	23	1333734	25
340430	36	537194	21	1100734	46	1335485	12
342080	47	537194 A	21	1101657	22	1336882	24
342837	28	537194 D	21	1103026 X	29	1338267	38
348743	38	537194 F	21	1103397	46	1339057	17
348907	15	538186	7	1103934	29	1339059	17
349353	33	543771	7	1104034	16	1339684	17
350483	16	544039	44	1104035	16	1340002	35
351120	48	545357	20	1104036	16	1340870	46
352741	24	550044	40	1104069	16	1340871	46
352750	31	550044 A	40	1104070	17	1342956	15
352751	20	550144	40	1104071	17	1343131	46
352751 X	20	550144 A	40	1105279	35	1343135	26
354160	40	550167	40	1107097	32	1343178 A	38
354334	22	550167 A	40	1107968	26	1345047	9
354830	25	550257	41	1109278	22	1345264	9
355145	36	550284	41	1109279	22	1345683	45
355147	36	550284 A	41	1111195	49	1352885 O	32
355480	24	550284 P	41	1112484	29	1352996	37
355939	8	550520	43	1112539	48	1355979	21
357591	15	550537	43	1113910	26	1356022	48
357774	19	550553	43	1113913	9	1356812	26
358639	9	550567	41	1113914	17	1358202	31
358768	37	550621	30	1114622	38	1358202 A	31
361536	36	550624	30	1115642	17	1358202 C	31
361913	15	550711	41	1115934	28	1358202 P	31
361914	36	550711 O	41	1116698	9	1358801	21
362257	26	550712	41	1116699	9	1358801 A	21
362778	9	550713	41	1116848	9	1360294	48
363355	7	550714 O	41	1116848 X	42	1362289	16
364666	11	550716	41	1120646	13	1362721	35
365372	47	550718	43	1121035	46	1364290	28
367552	27	550720	43	1300030	14	1364944	50
369910	36	550905	43	1302827	50	1365196	29
369910 X	43	551355	40	1302828 SV	50	1365594	10
369910 XA	43	551355 A	40	1304645	35	1366911	35
371612 B	45	551355 B	41	1305088	8	1367604	30
371612 I	45	552127	41	1305089	8	1368087	10

1368497	49	1420501	50	1755638	42
1368917	46	1420566	38	1755638 A	42
1368918	46	1421186 I	45	1764195	29
1372104	27	1422162	34	1764363	42
1372516	7	1422293	35	1768938	33
1373790	12	1422564	42	1783036	35
1373793	12	1423484	45	1783037	35
1373794	12	1423608	15	1787032 X	34
1374099	22	1423610	12	1788239	14
1374842	12	1427547	25	1789522	13
1375299	30	1430030	32	1789522 B	13
1375429	13	1433063	33	1795526 X	33
1376871	28	1433063 A	33	1798631	35
1376875	31	1433457	7	1849251	46
1376911	50	1443109	20	1857052	29
1377562	14	1452380	46	1857265	31
1377562 A	14	1452427	46	1866876	18
1377840	44	1460812	15	1866877	18
1377974	10	1461191	27	1866879	18
1377975	10	1461417	38	1866880	18
1377975 X	42	1469287	24	1866881	18
1378280	27	1475436	25	1867373	29
1379215	49	1479577	7	1892896	14
1379236	30	1487612	25	1899368	14
1379237	30	1490086	23	1905302 R	42
1381114	47	1490911	15	1905302 RO	42
1384089	22	1494100	33	1925433	8
1385082	46	1495116	33	1953497	10
1385170	10	1496288 R	24	1961366	14
1386058	10	1507790	21	1961366 A	14
1386104	40	1508533	13	2006207	38
1386105	50	1508533 B	13	2006397	13
1386216	27	1511871	27	2025757	33
1386227	43	1512683	21	2026841	47
1386450	7	1512684	21	2030276 X	42
1386451	30	1515430	32	2031802	10
1386452	44	1519137	29	2031803	10
1387297	15	1521298	28	2077509	39
1387754	34	1524337	42	2153906	13
1390883	29	1524624	35	2183267	10
1390883 S	29	1526229	45	2192155	31
1392073	38	1529076	37	2192156	31
1392074	38	1529334	19	2308200	28
1392708	43	1529335	19	2345957	31
1393161	30	1529441	33	2396114	33
1393163	30	1530280	48	2592761	24
1393641	16	1534248	44	2611113	24
1395039 X	42	1535023	15	2611115	24
1395048	46	1536776	27	2611116	24
1398639	35	1543597	46	2630545	46
1398640	35	1546239	10	2630546	46
1398645 X	42	1546784	17	2673593	32
1399788	7	1546785	17		
1400769	21	1546786	17		
1400779	50	1546787	17		
1401622	25	1546788	17		
1401839	21	1546789	17		
1401840	21	1546790	17		
1403618	38	1670942	28		
1403808	35	1672220	31		
1405343	41	1673553	21		
1405344	29	1674750	16		
1405406 X	34	1676627	22		
1405803 R	42	1730424	33		
1409880	16	1731567	45		
1409889 X	42	1737306 X	42		
1411716	37	1737306 XA	42		
1413135	37	1737306 XP	42		
1413898	46	1742449	42		
1414341	19	1749125	30		

30011 V	61	1672283 V	59	21312237 V	58
45544 V	54	1675066 V	51	21312237 VA	58
45545 V	54	1676481 V	58	21340660 V	58
120228 V	52	1676832 V	56	21416525 V	55
191179 V	63	3090266 V	61	21997378 V	55
192464 V	54	3094807 V	62	85002040 V	63
270950 V	51	3095043 V	57	85108338 V	61
276814 V	60	3095043 VX	57	85109218 V	61
307697	59	3173239 V	53	85109218 VA	61
310948 V	59	3173774 V	62		
347133 V	60	3191965 V	52		
348978 V	53	3192219 V	63		
382565 V	62	3197720 V	59		
383972 V	56	3197752 V	54		
417512 V	51	3199066 V	62		
422019 V	56	3830184 V	57		
422047 VB	53	3943381 V	56		
422619 V	54	6879856 V	59		
422619 VA	54	6879860 VX	61		
422620 V	54	6879862 V	53		
422621 V	54	6884590 V	60		
423058 V	59	6884590 VX	61		
467365 V	54	6889583 V	60		
468271 V	54	6889606 V	61		
468271 VA	54	6889606 VO	61		
468273 V	54	6889629 V	61		
468539 V	53	6889629 VA	61		
469483 V	57	6889629 VO	61		
469509 V	51	8121477 V	64		
471708 V	52	8121478 V	64		
478074 V	55	8121826 V	62		
479458 V	51	8121826 VA	62		
940175 V	60	8127759 V	61		
940366 V	54	8129951 V	51		
940367 V	54	8131097 V	64		
941744 V	52	8137527 V	63		
943805 V	60	8149800 V	58		
946176 V	53	8150255 V	53		
959080 V	63	8150740 V	59		
966717 V	64	8150742 V	59		
975697 V	58	8154849 V	51		
999340 V	53	8170305 V	53		
1069205 VI	63	8171700 V	62		
1076701 V	52	8171720 I	63		
1080345 V	52	8171721 VI	63		
1081178 V	63	8172031 V	57		
1508110 V	52	8365532 V	60		
1508437 V	53	20366711 V	58		
1521564 V	57	20390834 V	59		
1523185 V	52	20399560 V	62		
1523186 V	52	20428165 V	53		
1523186 VX	52	20451487 V	51		
1542780 V	51	20479636 V	57		
1545358 V	63	20483426 V	62		
1545359 V	63	20496332 V	59		
1546517 V	53	20496334 V	53		
1547253 V	58	20499469 V	55		
1547254 V	58	20505543 V	53		
1547255 V	51	20518642 V	62		
1549651 V	64	20522928 V	60		
1573522 V	53	20523015 V	59		
1591045 V	55	20526428 V	51		
1621564 V	59	20551483 V	64		
1629317 V	59	20553368 V	55		
1629553 V	52	20589125 V	58		
1638052 V	62	20751021 V	61		
1638137 V	56	20806212 VX	62		
1655134 V	52	20851010 V	51		
1660003 V	56	21259899 V	58		
1671953 VI	63	21284852 V	57		




20310	79	2R4498629CH 30	75	2VC498629 20	75	T16498629BCH 20	77
20312	79	2RB121005	65	2VC498629 30	75	T16498629BCH 30	77
357607	78	2RD103113C	78	2VC498629CH 0	75	T16498629CH 0	77
940707310035	65	2RD129311	71	2VC498629CH 10	75	T16498629CH 10	77
940707310055	65	2RD198181	65	2VC498629CH 20	75	T16498629CH 20	77
2P0121004	65	2RD253853B	69	2VC498629CH 30	75	T16498629CH 30	77
2P0321143	71	2RD253869	68	K033409	68	T16525187	65
2P0407361	71	2RD398031	72	K033411	68	T72601157	79
2P0407361 10	71	2RD407661B	65	K036633	78	TAE107119	67
2P0407361 20	71	2RD407661C	65	T06107119	67	TAE107121	67
2P0407361 30	72	2RD407661D	66	T06107121	67	TAE107123	67
2P0407361 40	72	2RD407687010	72	T06107123	67	TAF253861	68
2P0407545	73	2RD407687020	72	T06407172	66	TAF253867	66
2P0498629	74	2RD407689	68	T06407545	73	TAL117231	71
2P0498629 10	74	2RE253867	66	T06498629	75	TAR253853	69
2P0498629 20	74	2RK107119	67	T06498629 10	75	TAR721075	68
2P0498629 30	74	2RK107121	67	T06498629 20	76	TE3141865	68
2P0498629 40	74	2RK107123	67	T06498629 30	76	TEG141165	70
2P0498629CH	74	2RK107124	67	T06498629CH 0	76	TEG141165 F	70
2P0498629CH 10	74	2RK107125	67	T06498629CH 10	76	TJG115451B S	71
2P0498629CH 20	74	2RK107126	67	T06498629CH 20	76	TJG141861	70
2P0498629CH 30	74	2RK121005	65	T06498629CH 30	76	TJG141865	69
2P0498629CH 40	74	2RK145467	71	T11407545	73	TJG141867	65
2P0721405	68	2RM141861	69	T11407675	79	TJG141883	73
2R0103548F	66	2RM141863	68	T11407685	78	TJG253869A	69
2R0103548G	66	2RP253861	68	T11407687	72	TJG407689	68
2R0103548H	66	2RP253863	79	T11407687 20	72	TJG501473	79
2R0103548I	66	2RP798121	77	T11407687 30	72	TJG899369	69
2R0121004F	65	2RR312141	70	T11407693	68	TJG899369 X	69
2R0201156	65	2RR312141 C	70	T11498629	76	TMG253853	69
2R0321143A	72	2S0121004B	65	T11498629 20	76	TN4253861	68
2R0398031 X	70	2S0141707	68	T11498629 30	76	TPH141857 X	70
2R0407071	66	2S2141719A	69	T11498629CH 0	76	TQG117231	71
2R0407071A	66	2S2253853A	69	T11498629CH 10	76	TQG117231 O	71
2R0407071B	66	2S2253853B	69	T11498629CH 20	76	TRG117231A	71
2R0407361010	72	2S2253867A	66	T11498629CH 30	76		
2R0407361020	72	2S2253867B	66	T11711291	72		
2R0407361030	72	2S2253869A	68	T11711973	70		
2R0407361A	72	2S2253869B	68	T13141161	70		
2R0407361A010	72	2S2253877	79	T13141173	78		
2R0407361A020	72	2S2298109	68	T16407545	73		
2R0407361A030	72	2SK141165	70	T16407679A	67		
2R0407361A040	72	2T0141707B	69	T16407685	78		
2R0407361STD	72	2T0253691	66	T16407687	73		
2R0407545	73	2T0311807B	71	T16407687 10	73		
2R0419548	68	2T2141165K	70	T16407687 20	73		
2R0498629A	74	2T2141255	69	T16407687 30	73		
2R0498629A 10	74	2T2141719	69	T16407687A	73		
2R0498629A 20	74	2T2141719B	70	T16407687A 10	73		
2R0498629A 30	74	2TA253861	68	T16407687A 20	73		
2R0498629A 40	74	2TD121005	65	T16407687A 30	73		
2R0498629ACH 0	74	2TD407687	72	T16498629	76		
2R0498629ACH 10	74	2TD407687 10	72	T16498629 10	76		
2R0498629ACH 20	74	2TD407687 20	72	T16498629 20	76		
2R0498629ACH 30	74	2TD407687 30	72	T16498629 30	76		
2R0498629ACH 40	74	2TD498629	75	T16498629A	76		
2R0498629G 0	74	2TD498629 20	75	T16498629A 10	76		
2R0498629G 10	74	2TD498629 30	75	T16498629A 20	76		
2R0498629G 30	74	2TD498629CH 0	75	T16498629A 30	76		
2R0498629G 40	74	2U0141701B	68	T16498629ACH 0	76		
2R0498629GCH 0	75	2U2103548A	67	T16498629ACH 10	76		
2R0498629GCH 10	75	2U2103548B	67	T16498629ACH 20	76		
2R0498629GCH 20	75	2U2103548C	67	T16498629ACH 30	77		
2R0498629GCH 30	75	2U2103548F	67	T16498629B	77		
2R0498629GCH 40	75	2U2103548Y	67	T16498629B 10	77		
2R4407361	72	2V5129653	71	T16498629B 20	77		
2R4498629	75	2V5129653A	71	T16498629B 30	77		
2R4498629CH	75	2VB721205	70	T16498629B VP	77		
2R4498629CH 10	75	2VC498629	75	T16498629BCH 0	77		
2R4498629CH 20	75	2VC498629 10	75	T16498629BCH 10	77		

940707310035	80
2P0321143	83
2R0103548F	80
2R0103548G	80
2R0103548H	80
2R0321143A	83
2R0398031 X	82
2R0407071	80
2R0407071A	80
2R0407071B	80
2R0498629G 0	83
2R0498629G 10	83
2R0498629G 30	83
2R0498629G 40	83
2R0498629GCH 0	83
2R0498629GCH 10	83
2R0498629GCH 20	83
2R0498629GCH 30	83
2R0498629GCH 40	83
2RD103113C	84
2RD198181	80
2RD253853B	81
2RK107124	80
2RK107125	80
2RK107126	80
2RM141861	81
2RP253863	85
2RR312141 C	82
2VC498629 10	83
2VC498629 20	83
2VC498629 30	83
2VC498629CH 0	84
2VC498629CH 10	84
2VC498629CH 20	84
2VC498629CH 30	84
BC457A508BB	81
BE9H3111A 0	84
RCCE00181	81
T06107119	80
T06107121	80
T06107123	80
T06498629	84
T06498629 10	84
T06498629 20	84
T06498629 30	84
T11407687	83
T11407687 20	83
T11407687 30	83
T16407679A	80
T16498629BCH 0	84
T16498629BCH 10	84
T16498629BCH 20	84
T16498629BCH 30	84
TAE107119	80
TAE107121	80
TAE107123	80
TAF253861	81
TAR721075	81
TEG141165	82
TJG115451B S	82
TJG501473	85
TPH141857 X	81
TQG117231	82
TQG117231 O	82
TRG117231A	82

1904698	88
1904698 P	88
4854828	87
7172938	88
7173025	86
7173025 A	86
7173025 B	86
7180039	87
8162306	86
41211005	87
41285167	87
42471013	87
99448190	86
99448192	86
99448193	86
500053591	88
500053591 10	88
500053591 20	88
500053591 30	88
500053591 40	88
500300476	86
500378983	86
503347282	86
503355026	86
503355028	86
504113544	86
5801762136	87
5801762138	87
2RD198181	86
2S0121004B	86
T11407687	87
T11407687 20	87
T11407687 30	87

0002506415	90	9585013582	91
0012500615 P	90	3142000601K	91
0022504115 P	90	3452000201X	91
0022951607	90		
0022952507	90		
3142000601	89		
3212501315	90		
3452000201	89		
3452000801	89		
3452007101	89		
3452547020	93		
3503300019	92		
3503300019 10	92		
3503300019 20	92		
3503300019 30	92		
3522001004	91		
3522003801	89		
3522003801 A	89		
3522005401	89		
3522005401 A	89		
3532000301	89		
3532000301 A	89		
3532001101	89		
3532001101 A	89		
3552000804	91		
3552001101	89		
3555860220	91		
3642000101	89		
3642000204	91		
3643300019	92		
3643300019 10	92		
3643300019 20	92		
3643300019 30	92		
3662000401	91		
3662000701	89		
3662000701 A	89		
3662005601 A	90		
3662006801	90		
3662006801 A	90		
3762000204	91		
3762000304	91		
3762000501	90		
3762000804	91		
3763300319	92		
3763300319 10	92		
3763300319 20	92		
3763300319 30	92		
3845011382	91		
3845011482	91		
3845289182	91		
4071800684	89		
4572000004	91		
4572000005	91		
4572000101	90		
4572000201	90		
4602000001	90		
4752000201	90		
6695280182	91		
6695280282	91		
6753300019	92		
6753300019 20	92		
6753300019 30	92		
6963300019	92		
6963300019 10	93		
6963300019 30	93		
6965007175	91		
9042001901	92		
9042002501	90		
9062000204	92		
9062005701	90		

940707310035	94
940707310055	94
6020101243005	94
2R0407545	94
2RB121005	94
2RD198181	94
2RD407687010	94
2RD407687020	94
2VC498629	95
2VC498629 10	95
2VC498629 20	95
2VC498629 30	95
TEG141165	94
TEG141165 F	94





www.cipec.com.br

EMPRESA CERTIFICADA
CERTIFIED COMPANY **ISO 9001:2015**



GRUPOCIPEC