



CATÁLOGO PEÇAS DE REPOSIÇÃO
Spare Parts Catalogue

VW
2024

Empresa

Company | La Empresa

A Cipec iniciou suas atividades em 1983 na cidade de São Caetano como um pequeno distribuidor e fabricante de peças de reposição para caminhões e ônibus. Trabalhando com empenho e seriedade, a Cipec rapidamente ampliou seu leque de produtos de distribuição, alcançando logo em seguida o status de referência nacional no mercado de reposição da linha Scania.

Em 1999, devido ao ritmo crescente dos negócios, a estrutura da Cipec já não comportava a demanda, levando a empresa a transferir suas atividades para uma área de 20.000 m² em Indaiatuba, localizada estrategicamente no interior paulista. Nesse novo local, a empresa investiu fortemente na parte fabril e agregou as linhas Volvo, VW, MWM, Cummins e Iveco.

Com amplo espaço fabril e novos nichos de mercado se abrindo, em 2003 a Cipec inovou mais uma vez, implantando uma completa linha de servos de embreagem, válvulas e reparos de freios para linha pesada. Surgiu então a NTI, uma marca Cipec que em pouco tempo ficaria conhecida no mercado, oferecendo um produto competitivo e altamente confiável.

Atualmente, a Cipec conta com mais de 170 colaboradores e comercializa mais de 22.000 itens a partir de sua unidade fabril localizada em Indaiatuba, ampliando ainda mais sua capacidade de produção e expedindo mais de 30 toneladas de produtos por dia para mais de 50 países em todo o mundo.

Cipec began its activities in 1983 in the city of São Caetano as a small distributor and manufacturer of spare parts for trucks and buses. Working with dedication and seriousness, Cipec quickly expanded its range of distribution products and soon achieved national reference status in the replacement market for the Scania line.

By 1999, its structure could no longer accommodate the growing pace of business, prompting Cipec to transfer its operations to a 20,000 m² area in Indaiatuba, strategically located in the interior of São Paulo. Strong investments were made in the manufacturing sector, and the Volvo, VW, MWM, Cummins, and Iveco lines were added.

With ample manufacturing space and new market niches emerging, Cipec innovated once again in 2003, introducing a complete line of clutch servos, valves, and brake repair kits for heavy-duty applications. Thus, NTI was born, a Cipec brand that quickly became known in the market, offering competitive and highly reliable products.

Today, Cipec employs over 170 employees and sells over 22,000 items from its manufacturing facility located in Indaiatuba, further increasing its production capacity and shipping over 30 tons of products per day to more than 50 countries worldwide.

La Cipec inició sus actividades en 1983 en la ciudad de São Caetano como un pequeño distribuidor y fabricante de repuestos para camiones y autobuses. Trabajando con dedicación y seriedad, Cipec amplió rápidamente su gama de productos de distribución y pronto alcanzó el estatus de referencia nacional en el mercado de repuestos para la línea Scania.

Para 1999, su estructura ya no podía soportar el creciente ritmo de negocios, lo que llevó a Cipec a trasladar sus operaciones a una área de 20,000 m² en Indaiatuba, estratégicamente ubicada en el interior de São Paulo. Se realizaron fuertes inversiones en el sector manufacturero y se añadieron las líneas Volvo, VW, MWM, Cummins y Iveco.

Con un amplio espacio de fabricación y nuevos nichos de mercado emergentes, Cipec innovó una vez más en 2003, introduciendo una línea completa de servos de embrague, válvulas y reparaciones de frenos para aplicaciones de servicio pesado. Así nació NTI, una marca de Cipec que rápidamente se hizo conocida en el mercado, ofreciendo productos competitivos y altamente confiables.

Hoy en día, Cipec emplea a más de 170 trabajadores y vende más de 22,000 artículos desde su planta de fabricación ubicada en Indaiatuba, aumentando aún más su capacidad de producción y enviando más de 30 toneladas de productos al día a más de 50 países en todo el mundo.



VW

5

ABRACADEIRA	5
ADAPTADOR	6
ALAVANCA	7
AMORTECEDOR	7
ANEIS DIVERSOS	7
ANEL TRAVA	7
APOIO	8
ARRUELA	8
ASSENTO	9
BARRA DE DIRECAO	9
BATENTE	9
BOCAL	9
BOMBA D'AGUA	10
BOMBA DIRECAO HIDRAULICA	10
BOMBA ESGUICHO PARABRISA	10
BOMBA MANUAL	11
BORBOLETA	11
BORRACHA	11
BOTAO	12
BUCHA DE BRONZE	12
BUCHAS DIVERSAS	12
BUJAO	13
CABO	14
CALCO	15
CAPA	16
CHAPA	16
CHAVETA	16
CILINDRO	17
COLUNA	18
COPO	18
COXIM	18
CUPILHA	18
DEFLETOR	19
DOBRADICA	19
EIXO	19
EMBOLO	20
ENGRENAGEM	20
ESFERA	20
ESPACADOR	21
ESTICADOR	21
ESTRIBO	21
FECHADURA	21
FILTRO	22
FLANGE	22
FLANGE E LUVA P/ CARDA	22
FLEXIVEL	22
FREIO MOTOR	23
GARFO	23

GUARDA-PO	24
HASTE	24
HELICE	24
INTERRUPTOR	25
JOGO DE JUNTA	25
JUNTA	25
LANTERNA	26
MACANETA	26
MANCAL	27
MANCAL DE EMBREAGEM	27
MANGUEIRA	27
MANGUEIRA SILICONE	28
MANOPLA	28
MAQUINA DE VIDRO	28
MOLA	29
MOLDURA	29
MORINGA	29
O'RING	30
PAINEL	30
PARACHOQUE	30
PARAFUSO	31
PEDAL	32
PINO	32
PISTA	34
PISTAO	35
POLIA	35
PONTEIRA	35
PORCA	35
PORTA-OBJETO	37
PRESILHA	37
PRISIONEIRO DE ACO	37
PROTETOR	37
RELE	38
REPARO MANGA DE EIXO	38
REPAROS DIVERSOS	42
RESERVATORIO	42
RETENTOR	42
ROLAMENTO	44
SEDE	44
SELO	45
SENSOR	45
SERVO EMBREAGEM	45
SINCRONIZADOR	46
SUPORTE	46
TAMPA	47
TANQUE COMBUSTIVEL	47
TERMINAL	47
TIRANTE	48
TRAVA	48

VW	5
TUBO	48
TUBO INJETOR	49
VALVULA	51
VALVULA DIVERSAS	52
VARETA	52
VEDADOR	52
CONTATOS	53
ÍNDICE POR CÓDIGO	54

VW	5		
CLAMP	5	DUST COVERS	24
ADAPTER	6	ROD	24
LEVER	7	FAN	24
SHOCK ABSORBER	7	SWITCHE	25
RING	7	GASKET SET	25
LOCK RING	7	GASKET	25
BRACKET	8	LANTERN	26
WASHER	8	HANDLE	26
SEAT	9	BEARING CAP	27
STEERING BAR	9	CLUTCH BEARING	27
STOPPER	9	HOSE	27
NOZZLE	9	SILICON HOSE	28
WATER PUMP	10	KNOB	28
POWER STEERING PUMP	10	WINDOW LIFTER MECHANISM	28
WINDSHIELD WIPER PUMP	10	SPRING	29
HAND PUMP	11	FRAME	29
THROTTLE	11	DRIVING SHAFT SLEEVE	29
RUBBER	11	O'RING	30
BUTTON	12	PANEL	30
BRONZE BUSHING	12	BUMPER	30
BUSHING ALL TYPE	12	SCREW	31
PLUG	13	PEDALS	32
CABLE	14	PIN	32
SHIM	15	SUPPORT	34
COVER	16	PISTON	35
PLATE	16	PULLEY	35
KEY	16	PROTECTIVE	35
CYLINDER	17	NUT	35
COLUMN	18	OBJECT HOLDER	37
GLASSE	18	CLAMP	37
RUBBER MOUNTING	18	STEEL STUD	37
COTTER PIN	18	PROTECTOR	37
DEFLECTOR	19	RELAYS	38
HINGE	19	KING PIN REPAIR KIT	38
AXLE	19	REPAIR KIT	42
PISTON	20	CONTAINERS	42
GEAR	20	RETAINER	42
BALL	20	ROLLER BEARING	44
SPACER	21	BALL SEATS	44
BELT TENSIONER	21	SEALINGS	45
RUNNING BOARD	21	SENSOR	45
DOOR LOCK	21	CLUTCH SERVO	45
FILTER	22	SYNCHRONIZING	46
FLANGE	22	BRACKET	46
YOKE	22	COVER	47
FLEXIBLE	22	TANKS	47
EXHAUST BRAKES	23	TERMINALS	47
FORK	23	PISTON RODS	48
		LOCKS	48

VW	5
TUBE	48
INJECTOR TUBE	49
VALVE	51
DIVERSE VALVE	52
ROD	52
SEALINGS	52
CONTACTS	53
INDEX BY CODE	54

1.01 ABRACADEIRA

CLAMP

2376119871 SPRING CLAMP 22 MM

ABRACADEIRA TIPO MOLA 22 MM
004889



TODOS MODELOS /

2RD115657 SPRING CLAMP

ABRACADEIRA TIPO MOLA
017857
NFU801228KA



7.100 / 8.100 / 8.140 / 8.140CO / 8.140CE / L.80 / 12.140T / 12.170BT / 14.150 / 14.170BT / 14.180

2RD117273 STEEL CLAMP 73 X 79 MM

ABRACADEIRA ACO 73 X 79 MM
004875



7.100 / 8.100 / 8.140 / 8.140CO / 8.140CE / L.80 / 12.140T / 8.140CKD / 13.150 / 8.150 MWM

2RD129723 STEEL CLAMP 96 X 102 MM

ABRACADEIRA ACO 96 X 102 MM
004871
NFU801222KN



7.100 / 15.180EOD / 15.190EOD / 7.110 / 8.150 / 7.120 / 8.120 / 13.150 /

2RD253143B CLAMP 94 X 5 MM

ABRAC. ACO C/ CANALETA 94X5 MM
004853
TGG253143
2P0253143B



7.100 / 8.100 / 8.140 / 8.140CO / 8.140CE / L.80 / 12.140T / 14.150 / 8.140CKD / 7.110 / 8.150 / 7.

2RE117273 CLAMP 77 X 83 MM

ABRAC. ACO TIPO TUCHO 77X83 MM
004973



8.140 / 8.140CO / 8.140CE / 16.180CO / 16.210CO / 17.210OD / 17.250E / 24.250E / 8.150E / 8.150 /

2RE117273A STEEL CLAMP 68 X 74 MM

ABRACADEIRA ACO 68 X 74 MM
004879



8.140 / 8.140CO / 8.140CE / 15.180EOD / 15.190EOD / 17.250E / 23.250E / 24.250E / 8.150E /

2RE117273C STEEL CLAMP 83 X 92 MM

ABRACADEIRA ACO 83 X 92 MM
004975



17.210OD / 26.260 / 31.260 / 17.250E / 17.260EOT / 18.320EOT / 24.250E / 8.150E / 8.150 /

2RE121255 SPRING CLAMP

ABRACADEIRA TIPO MOLA
017855



7.100 / 8.100 / 8.140 / 8.140CO / 8.140CE / L.80 / 12.140T / 12.170BT / 12.180 / 14.150 / 14.170BT

2RH129723B CLAMP 86 X 92 MM

ABRAC. ACO TIPO TUCHO 86X92 MM
004974



/ 13.180 / 15.180 / 17.210 MWM EURO 2 / 23.210 MWM EURO 2 / 13.170E / 15.170E / 13.180E / 15.

2S0129142 AIR FILTER CLAMP

ABRAC. INFERIOR FILTRO AR
013352



24.250 / 40.300 / 15.180EOD / 15.190EOD / 18.310 / 26.260 / 26.310 / 26.220 / 31.260 / 31.310 /

2S0129142A CLAMP

ABRAC. SUPERIOR FILTRO AR
014884



24.250 / 40.300 / 15.180EOD / 15.190EOD / 18.310 / 26.260 / 26.310 / 26.220 / 31.260 / 31.310 /

2T2253143C CLAMP EXHAUST TUBE

MEIA ABRACADEIRA TUBO ESCAPE
017853



26.220 / 26.260E / 31.260E /

2T2253143H EXHAUST CLAMP

ABRACADEIRA TUBO ESCAPAMENTO
015302



15.180EOD / 15.190EOD / 26.260 CONSTELLATION / 31.260 CONSTELLATION /

2T2253143J CLAMP

ABRACADEIRA TUBO FLEX. ESCAPE
017856



26.220 / 26.260E / 31.260E / 26.260 CONSTELLATION / 31.260 CONSTELLATION /

2T2253143K EXHAUST CLAMP

ABRACADEIRA TUBO ESCAPE
017854



24.250 / 40.300 / 18.310 / 26.260 / 26.310 / 26.220 / 31.260 / 31.310 / 17.220 / 17.300 / 17.

2TA121831 STEEL CLAMP 22 X 32 MM

ABRACADEIRA ACO 22 X 32 MM
004874



8.100 / 8.140 / 8.140CO / 8.140CE / 8.140CKD / 12.140T / 7.100 / L.80 /

2TE117273 STEEL CLAMP 80 X 86 MM

ABRACADEIRA ACO 80 X 86 MM
004857



12.170BT / 14.170BT / 14.220 / 16.170 / 16.220 / 16.300 / 17.210OD / 24.250 / 35.300 / 40.300 / 15.

2TE117273A STEEL CLAMP 83 X 89 MM

ABRACADEIRA ACO 83 X 89 MM
004877



24.250 / 40.300 / 18.310 / 26.260 / 26.310 / 26.220 / 31.260 / 31.310 / 26.260E / 31.260E / 17.220 /

2Z0129642 STEEL CLAMP 151 X 160 MM

ABRACADEIRA ACO 151 X 160 MM
004887



17.210OD / 26.260E / 31.260E / 26.260 CONSTELLATION / 31.260 CONSTELLATION /

03873109 BRACKET FOR 3 INJECTION

ABRAC. 3 CANALETAS TUBO INJETOR
005299
920509770044
2R0130531



12.140H / 6.90 / 7.90S / 7.110S / 11.130 / 13.130 / 14.140 / 11.140 / 12.140 / 7.90 /

N0209057 NYLON CLAMP 200 X 5

ABRACADEIRA NYLON 200 X 5
005657



7.100 / 8.100 / 8.140 / 8.140CO / 8.140CE / 12.140T / 12.170BT / 12.180 / 14.150 / 14.170BT /

N0235463 STEEL CLAMP 9 X 13 MM

ABRACADEIRA ACO 9 X 13 MM
004887
796348
ZBZ201193A



8.140 / 8.140CO / 8.140CE / 8.140CKD

NFU801225KA STEEL CLAMP 57 X 76 MM

ABRACADEIRA ACO 57 X 76 MM
004884



/ 14.220 / 16.170 / 16.220 / 17.300 / 17.310 / 16.220 LEITO / 23.310 / 24.220

1.01 ABRACADEIRA CLAMP

NFU801229KA STEEL CLAMP 38 X 51 MM

ABRACADEIRA ACO 38 X 51 MM
004883



UNIVERSAL TODOS VEICULOS /

TAL117269 CLAMP 104 MM

ABRAC. ACO C/ CANALETA 104 MM
004878



14.220 / 16.220 / 16.300 / 24.250 / 35.300 / 40.300
/ 18.310 / 26.260 / 26.310 / 26.220 / 31.260 / 31.

TE3121831E STEEL CLAMP 13 X 19 MM

ABRACADEIRA ACO 13 X 19 MM
004888



14.210 / 16.210 /

TEG253143A CLAMP 108 MM

ABRAC. ACO C/ CANALETA 108 MM
004856
TJG253143A



12.180 / 14.150 / 14.180 / 16.170 / 16.180CO / 16.
210CO / 17.210OD / 24.250 / 40.300 / 15.180EOD

TRA145475 CLAMP OF TURBINE

ABRACADEIRA TURBINA
006625
3354862
TIRC818CUM



12.170BT / 14.170BT / 16.170 / 16.200 / 17.250E
/ 17.210 / 24.250E / 13.170E / 15.170E / 15.190E /

TRG117275 STEEL CLAMP 77 X 86 MM

ABRACADEIRA ACO 76 X 83 MM
004873



24.250 / 35.300 / 35.300H /

1.02 ADAPTADOR ADAPTER

2R0201156 FUEL FILTER ADAPTER

ADAPTADOR FILTRO COMB.
017806



18.310 / 8.150E / 9.150E / 17.250E / 23.250E / 24.
250E / 13.180E / 15.170E / 15.180E / 15.190E /

2RD957501 SPEEDOMETER ADAPTOR

ADAPTADOR VELOCIMETRO
015456



7.100 / 8.100 /

2TA957501A SPEEDOMETER ADAPTOR

ADAPTADOR VELOCIMETRO
015457



L.80 / 16.210CO /

2TA957501B SPEEDOMETER ADAPTOR

ADAPTADOR VELOCIMETRO
015458



L.80 /

2TC957501 SPEEDOMETER ADAPTOR

ADAPTADOR VELOCIMETRO
015450



16.300 / 40.300 /

T12957501B SPEEDOMETER ADAPTOR

ADAPTADOR VELOCIMETRO
014346



14.170BT / 16.220 / 16.220 LEITO /

TAU957501 SPEEDOMETER ADAPTOR

ADAPTADOR VELOCIMETRO
015453



24.250 /

TJG957501H SPEEDOMETER ADAPTOR

ADAPTADOR VELOCIMETRO
015454



24.250 / 24.220 /

TJG957501K SPEEDOMETER ADAPTOR

ADAPTADOR VELOCIMETRO
015455



24.250 / 24.220 /

1.03 ALAVANCA LEVER

TE3311543 GEAR BOX LEVER

ALAVANCA CAMBIO
018084
3316290
TN4311543



15.180EOD / 15.190EOD / 17.260EOT / 18.320EOT / 17.180 CUMMINS EURO 3 / 17.180

TJG711981C GEAR BOX CONTROL

ALAV. ARTIC. CAIXA CAMBIO RT
005135



16.300 / 24.250 / 35.300 / 40.300 / 24.220 / 26.260 / 26.310 / 26.220 / 31.260 / 31.310 / 26.260E / 31.

1.04 AMORTECEDOR SHOCK ABSORBER

2R2899515 CABIN SHOCK ABSORBER

AMORT. CABINE CONSTELLATION S/
012392



26.260 CONSTELLATION / 31.260 CONSTELLATION / 31.320E CONSTELLATION /

1.05 ANEIS DIVERSOS RING

2R0145487B COMPRESSOR O-RING

O-RING COMPRESSOR AR
017803



15.180EOD / 15.190EOD / 26.260E / 31.260E / 26.260 CONSTELLATION / 31.260

2S0103487 VALVE COVER RING

ANEL PARAF. TAMPA VALV. CUMMINS 5.9
012464
3358055
2TD103593
2RL103593



12.170BT / 14.170BT / 16.170 / 16.200 / 13.190 / 13.170 / 15.170 / 17.210 CUMMINS EURO 2 / 23.

TAE103209 FLYWHEEL SEALING RING

ANEL VEDACAO VOLANTE MOTOR
013478
904960651301
7002872C1
02872BRAGF
2R0103209



7.100 / 8.100 / 8.140 / 8.140CO / 8.140CE / L.80 / 12.140T / 12.180 / 14.150 / 14.180 / 16.180CO /

TF3103211 SEALING RING

ANEL VEDACAO CAPA SECA VOLANTE
017799



12.170BT / 14.170BT / 14.220 / 16.170 / 16.220 / 16.300 / 24.250 / 35.300 / 40.300 / 16.220 LEITO /

TRA121045 WATER PUMP SEALING

ANEL VEDACAO B'B D'AGUA
017800



12.170BT / 14.170BT / 16.170 / 16.200 / 17.250E / 23.250E / 24.250E / 8.150E / 13.170E / 15.170E

1.06 ANEL TRAVA LOCK RING

2T2141231A CLUTCH BEARING LOCK

ANEL TRAVA ROL. EMBREAGEM
018071



26.260 CONSTELLATION / 31.260 CONSTELLATION / 31.320E CONSTELLATION /

2TA608701A SAFETY RING

ANEL SEGURANCA VALV. MANETIM
017805



7.110 / 7.120 / 7.100 / 8.120 / 8.150 / 18.310 / 13.190 / 15.190 / 13.150 / 13.170 / 15.170 / 13.180 /

NFE661120HF LOCK RING

ANEL TRAVA 18,5 X 1,2
009392



7.100 / 8.100 / 8.140 / L.80 / 12.140T / 12.170BT / 12.180 / 14.150 / 14.170BT / 14.180 / 14.220 / 16.

T11407677 AXLE LOCK RING

ANEL TRAVA MANGA EIXO
010342



12.140T / 12.170BT / 12.140H / 11.130 / 13.130 / 14.140 / 11.140 / 12.140 / 13.190 / 13.170 / 13.150

1.06 ANEL TRAVA

LOCK RING

T2D312077 LOCK GEAR

ANEL TRAVA ENGRANAGEM 3^a VEL.
007538



7.100 / 8.100 / 8.140 / 8.140CO / 8.140CE / L.80 / 12.140T / 12.170BT / 12.180 / 14.150 / 14.170BT

TE3312061 LOCKING RING

ANEL TRAVA
012124
3315686



16.170 / 16.180CO / 16.220 / 16.300 / 17.210OD / 24.250 / 35.300 / 15.180EOD / 15.190EOD / 16.

TJG399179C LOCK RING

ANEL TRAVA
012115
014327



24.250 / 26.260 / 26.220 / 31.260 / 26.260E / 31.260E /

1.07 APOIO

BRACKET

2318372091 OUTER DOOR HANDLE

BASE PEQ. MACANETA EXT. PORTA
012458



7.100 / 8.100 / 8.140 / L.80 / 12.140T / 12.170BT / 12.180 / 14.150 / 14.170BT / 14.180 / 14.220 / 16.

2318372111 OUTER DOOR HANDLE

BASE GDE MACANETA EXT. PORTA
012459



7.100 / 8.100 / 8.140 / L.80 / 12.140T / 12.170BT / 12.180 / 14.150 / 14.170BT / 14.180 / 14.220 / 16.

1.08 ARRUELA

WASHER

2P0711579B PLASTIC WASHER

ARRUELA PLASTICA
018269



17.210OD / 15.180EOD / 15.190EOD / 5.140 MWM DELIVERY / 8.150 MWM DELIVERY /

2RD407661 STEERING KNUCKLE NUT

ARRUELA TRAVA PORCA MANGA EIXO
005377
02989561



7.100 / 8.100 / 8.140 / 8.140CO / 8.140CE / L.80 / 8.140CKD / 6.90 / 7.90S / 7.110S / 7.110 / 7.90 /

2RD407661B AXLE ADJUSTER WASHER

ARRUELA AJUSTE MANGA EIXO 29,5 X 50,0 X
011244



7.100 / 8.100 / 8.140 / 8.140CO / 8.140CE / 8.140CKD / 6.90 / 7.90S / 7.110S / 7.90 / 8.150 / 7.

2RD407661C AXLE ADJUSTER WASHER

ARRUELA AJUSTE MANGA EIXO 29,5 X 50,0 X
011245



5.140 EOD / 6.90 / 7.100 / 7.110S / 7.120 / 7.90 / 7.90S / 8.100 / 8.120 / 8.120OD / 8.140 / 8.140CE

T12525377

ARRUELA COBRE 0,9X 40 X 45 (1540A45A)
023409



14.200 / 12.140H / 14.150 / 14.150 CHILE / 14.220 / 16.170 / 16.220 / 16.220 LEITO / 12.170BT / 14.

T16513479 SHOCK ABSORBER

ARRUELA AMORTECEDOR CONSTELLATION
016566



12.140T / 12.170BT / 12.180 / 14.150 / 14.170BT / 14.180 / 14.220 / 16.170 / 16.180CO / 16.210CO /

T16525187 SATELITE SUPPORT

ARRUELA ENC. SATEL. 14 A 16 TON. 2
005335
009128



14.220 / 16.170 / 16.180CO / 16.210CO / 16.220 / 17.210OD / 15.180EOD / 15.190EOD / 16.220

T16525187A PLANET. SUPPORT

ARRUELA ENC. PLANET. 16 TON. 2 VELOC.
005336
009024



17.250E / 14.220 / 16.170 / 16.180CO // 16.200 / 17.210 / 16.210CO / 16.220 / 17.220 / 17.210OD /

TAF253891 PRESSURE WASHER

ARRUELA PRESSAO FREIO MOTOR (M8) DIN
017706



7.100 / 8.100 / 8.140 / 8.140CO / 8.140CE / L.80 / 12.180 / 14.150 / 14.180 / 14.220 / 16.170 / 16.

TAF299251 WASHER

ARRUELA PISTAO FREIO MOTOR
017711



7.100 / 8.100 / 8.140 / 8.140CO / 8.140CE / L.80 / 14.220 / 16.170 / 16.180CO / 16.210CO / 16.220 /

TJG141867 AXLE LOCK WASHER 9/16

ARRUELA TRAVA DO EIXO 9/16
005068
3001709
2RD141867



17.250E / 12.170BT / 12.180 / 13.170 / 13.180 / 13.190 / 14.150 / 15.180 / 14.170BT / 14.180 / 14.

1.09 ASSENTO

SEAT

2Z0511153 SPRING SEAT

ASSENTO SUP. MOLA
014484



17.240OT / 18.310OT / 17.260EOT / 18.320EOT /

1.10 BARRA DE DIRECAO

STEERING BAR

T15415701C LEFT TIE ROD

BARRA DIRECAO ESQUERDA
003830



16.210 / 16.210H /

1.11 BATENTE

STOPPER

2R2899177 CABIN SUSPENSION

BATENTE SUSPENSAO CABINA
018019



26.260 CONSTELLATION / 31.260
CONSTELLATION / 31.320E CONSTELLATION /

8961300504 PEDAL VALVE CUSHION

BATENTE BORRACHA VALVULA PEDAL
014398



7.100 / 8.100 / 8.140 / 8.140CO / 8.140CE / L.80 /
12.140T / 12.170BT / 12.180 / 14.150 / 14.170BT

1.12 BOCAL

NOZZLE

2T0129657 AIRCOM EXHAUST

BOCAL SAIDA AR
018234



24.250 / 40.300 / 15.180EOD / 15.190EOD / 18.
310 / 26.260 / 26.310 / 26.220 / 31.260 / 31.310 /

1.13 BOMBA D'AGUA WATER PUMP

2P0121004 WATER PUMP CUMMINS

B'B D'AGUA MWM SPRINT 4 CIL-MOD. 5-140=
013685
940807310015
UB0574



8.150 MWM DELIVERY / 8.150 EOD / 5.140 /
MOTOR MWM 4.0BTCE 4C /

2R0121004F WATER PUMP ELECTRONIC

B'B D'AGUA MOTOR MWM X 12 ELETTRONICO
012936
961287310016
961207310086
961207310046
961207310016
2S0121004H
2S0121004G



14.180 / 26.260 / 31.260 / 17.210 / 23.210 / 8.150 /
13.170 / 15.170 / 13.180 / 15.180 / 9.150 / 17.260 /

2RB121005 WATER PUMP MWM 4/6 CYL.

B'B D'AGUA MWM 3/4/6 CIL D229 ASP.
004904
922987310026
922987310016
922507310015
75202649
03618992
2R0121004E



12.140H / 6.90 / 7.90S / 11.130 / 13.130 / 11.140 /
12.140 / 7.90 / 6.90S /

2RD198181 ENGINE WATER PUMP MWM

B'B D'AGUA MWM 4/6 CIL S10
004906
UB0579
TAE121005
961087310026
961007310076
961007310036
961007310014



7.100 / 8.100 / 8.140 / 12.180 / 14.150 / 14.180 /
12.140 / 14.200 / 17.210 / 23.210 / 8.150 / 16.210 /

2RK121005 WATER PUMP ENGINE 8.3L

B'B D'AGUA CUMMINS 8.3L SERIE C
004907
UB0732
TF3121005
TE3121005
3285323
2S0121005
2S0121004E



14.220 / 16.170 / 16.220 / 16.300 / 24.250 / 35.300
/ 40.300 / 16.220 LEITO / 18.310 / 26.260 / 26.310

2S0121004B WATER PUMP CUMMINS

B'B D'AGUA MOTOR CUMMINS ELETRONICO
012937
4891252
2R0121004



17.250E / 23.250E / 17.260EOT / 8.150E / 13.
170E / 15.170E / 15.190E / 13.180 / 9.150EOD /

2TD121005 WATER PUMP ENGINE 5.9L

B'B D'AGUA CUMMINS 5.9L SERIE B
004908
2S0121004D B
2S0121004F B
TRA121005 B
BF8T8501A B
BF5X8501A B
UB0731



12.170BT / 14.170BT / 16.170 / 24.250 / 40.300 /
16.200 / 40.300 LEITO / 17.210 / 17.220 / 17.300 /

2TD121005 B WATER PUMP CUMMINS 5.

B'B D'AGUA CUMMINS 5.9L SERIE B
014377
2S0121004F
2S0121004D
UB0731
TRA121005
2S0121004D B
2S0121004F B



12.170BT / 13.170 / 13.190 / 14.170BT / 15.170 /
16.170 / 16.200 / 17.210 / 17.220 / 17.300 / 23.220

2U2121004 WATER PUMP MWM EURO-3

B'B D'AGUA MWM EURO-3 6 CIL 9.3L
013724
70993800
2U2121004C



19.370 CONSTELLATION / 25.370E
CONSTELLATION / 31.370E CONSTELLATION /

7007031C91 WATER PUMP MWM

B'B D'AGUA MOTOR MWM ELETRONICO
022921
961287310016
961207310086
961207310046
961207310016
2S0121004H
2S0121004G



14.180 / 26.260 / 31.260 / 17.210 / 23.210 / 8.150 /
13.170 / 15.170 / 13.180 / 15.180 / 9.150 / 17.260 /

940707310035 WATER PUMP MWM

B'B D'AGUA MWM 4.0 TCA 4 CIL
007804
0105002
73102



940707310055 WATER PUMP CUMMINS

B'B D'AGUA MWM SPRINT 4 CIL-MOD.
019384



1.14 BOMBA DIRECAO HIDRAULICA POWER STEERING PUMP

2R0145157 POWER STEERING PUMP

B'B DIRECAO HIDRAULICA
014905



7.100 / 8.140 / 8.140CO / 8.140CE / 7.110 / 8.150 /
7.120 / 8.120 / 9.150OD / 8.120OD / 8.150 OD / 8.

2VG145157 POWER STEERING PUMP

B'B DIRECAO HIDRAULICA
017757
2T0145157



24.250 / 40.300 / 24.220 / 18.310 / 26.260 / 26.310
/ 26.220 / 31.260 / 31.310 / 17.220 / 17.300 / 17.

ZF7673975816 POWER STEERING PUMP

B'B DIRECAO HIDRAULICA
023256



7.100 / 8.140 / 8.140CO / 8.140CE / 7.110 / 8.150 /
7.120 / 8.120 / 9.150OD / 8.120OD / 8.150 OD / 8.

ZF7674975960 POWER STEERING PUMP

B'B DIRECAO HIDRAULICA
023247
2T0145157



24.250 / 40.300 / 24.220 / 18.310 / 26.260 / 26.310
/ 26.220 / 31.260 / 31.310 / 17.220 / 17.300 / 17.

1.15 BOMBA ESGUICHO WINDSHIELD WIPER PUMP

2TA955651 WINDSHIELD WASHER

BOMBA ESGUICHO PARABRISA
005680



L.80 / 18.310 / 26.260E / 31.260E / 17.250E / 23.
250E / 24.250E / 8.150E / 13.170E / 15.170E / 15.

1.16 BOMBA MANUAL HAND PUMP

04099908 HAND PUMP MWM

BOMBA MANUAL MWM
006222
2447222099
2S0261437



12.180 / 14.150 / 14.180 / 16.180CO / 16.210CO /
17.210OD / 12.140H / 6.90 / 7.90S / 7.110S / 11.

906905810101

BOMBA MANUAL 111/2/3
023622
2447222099
2S0261437



12.180 / 14.150 / 14.180 / 16.180CO / 16.210CO /
17.210OD / 12.140H / 6.90 / 7.90S / 7.110S / 11.

1.17 BORBOLETA THROTTLE

2RE253867 THROTTLE

BORBOLETA FREIO MOTOR
017720



7.100 / 8.100 / 8.140 / 8.140CO / L.80 / 12.140T /
15.180EOD / 15.190EOD / 7.110 / 8.150E / 8.150 /

2S2253867A THROTTLE

BORBOLETA FREIO MOTOR
017732



13.180E CONSTELLATION / 15.180E
CONSTELLATION /

2S2253867B THROTTLE

BORBOLETA FREIO MOTOR
017735



26.260 / 26.220 / 31.260 / 26.260
CONSTELLATION / 31.260 CONSTELLATION /

2T0253691 THROTTLE

BORBOLETA FREIO MOTOR
017709



14.220 / 16.220 / 16.300 / 24.250 / 35.300 / 40.300
/ 15.180EOD / 15.190EOD / 24.220 / 18.310 / 26.

TAF253867 THROTTLE

BORBOLETA FREIO MOTOR
017716



12.140T / 12.170BT / 12.180 / 14.150 / 14.170BT
/ 14.180 / 16.170 / 16.180CO / 16.210CO / 17.

1.18 BORRACHA RUBBER

600899397 HOUSING BUSHING

BUCHA CANGA CABINA
004499



6.90 / 7.90S / 7.110S / 11.130 / 13.130 / 14.140 /
11.140 / 12.140 /

C7TA8100155C BUSHING

BUCHA TRAS. INFERIOR CABINA
007349



T06411041 STABILIZER BAR BUSHING

BUCHA BARRA ESTABIL. DIANT.
007747
2RE411041



7.100 / 8.100 / 8.140 / 8.140CO / 8.140CE / L.80 /
8.140CKD / 6.90 / 7.90S / 7.110S / 7.110 / 7.90 /

T11413435A SHOCK ABSORBER

BUCHA AMORTECEDOR TRASEIRO
007759



7.90S / 7.110S / 11.130 / 13.130 / 14.140 / 11.140
/ 12.140 / 7.90 / 6.90S /

T11413435A O REAR SHOCK ABSORBER

BUCHA AMORTECEDOR TRASEIRO
004520



7.90S / 7.110S / 11.130 / 13.130 / 14.140 / 11.140
/ 12.140 / 7.90 / 6.90S /

T16411093 FRONT TURNING BAR

MANCAL BARRA ESTAB. DIANT.
004524



14.150 / 14.220 / 16.170 / 16.220 / 24.250 / 35.300
/ 12.140H / 12.140 / 14.200 /

TAR411041 RUBBER BUSHING

MANCAL BARRA ESTAB. DIANT.
007743
2Z0411324



12.180 / 14.150 / 14.220 / 16.220 / 24.250 / 35.300
/ 40.300 /

TE3129611A DRY AIR CLEANER VALVE

VALV. BORRACHA DESCARGA POEIRA
005859




7.100 / 8.100 / 8.140 / L.80 / 12.140T / 12.170BT /
12.180 / 14.150 / 14.170BT / 14.180 / 14.220 / 16.

1.19 BOTAO BUTTON

TJG419669B HORN BUTTON

BOTAO BUZINA
011217



16.180CO / 16.210CO /

1.20 BUCHA DE BRONZE BRONZE BUSHING

2R0407171C040 STEERING KNUCKLE PIN

BUCHA PINO MANGA EIXO 0,40MM

016937
500056490 D



8.150E / 8.150 / 9.150E / 7.120 / 8.120 / 5.140
MWM DELIVERY / 8.150 MWM DELIVERY / 9.

1.21 BUCHAS DIVERSAS BUSHING ALL TYPE

2P0407172 BUSHING

BUCHA CHIME MANGA EIXO

018955



5.140 MWM DELIVERY / 8.150 MWM DELIVERY /
8.150 EOD / 5.140 EOD /

2P0711164 MOUNT BUSHING

BUCHA MANCAL TRAMBULADOR

017262



15.180EOD / 15.190EOD / 17.210 EOD / 5.140
MWM DELIVERY / 8.150 MWM DELIVERY /

2R0407171B010 STEERING KNUCKLE PIN

BUCHA PINO MANGA EIXO 0,10MM

016930



7.100 / 8.100 / 8.140 / 8.140CO / 8.140CE / 8.
140CKD / 8.150E / 8.150 / 9.150E / 7.120 / 8.120 /

2R0407171B020 STEERING KNUCKLE PIN

BUCHA PINO MANGA EIXO 0,20MM

016931



7.100 / 8.100 / 8.140 / 8.140CO / 8.140CE / 8.
140CKD / 8.150E / 8.150 / 9.150E / 7.120 / 8.120 /

2R0407171B030 STEERING KNUCKLE PIN

BUCHA PINO MANGA EIXO 0,30MM

016932



7.100 / 8.100 / 8.140 / 8.140CO / 8.140CE / 8.
140CKD / 8.150E / 8.150 / 9.150E / 7.120 / 8.120 /

2R0407171B O BUSHING

BUCHA PINO MANGA EIXO STD

007802
2R0407397 O



7.100 / 8.100 / 8.140 / 8.140CO / 8.140CE / 8.
140CKD / 8.150E / 8.150 / 9.150E / 7.120 / 8.120 /

2R0407172 BUSHING KING PIN

BUCHA CHIME MANGA EIXO

019834



7.100 / 8.100 / 8.140 / 8.140CO / 8.140CE / 8.
140CKD / 8.150E / 8.150 / 9.150E / 7.120 / 8.120 /

2R0805244A BUSHING

BUCHA ARTICULACAO DIANT. CABINA

013268



7.100 / 24.250 / 40.300 / 24.220 / 18.310 / 26.260 /
26.310 / 26.220 / 31.260 / 31.310 / 7.110 / 17.210 /

2R4405421

BUCHA PINO MANGA EIXO AGRALE =STD=

024558



2R4405421 10

BUCHA PINO MANGA EIXO AGRALE 0,10MM

024557



2R4405421 20

BUCHA PINO MANGA EIXO AGRALE 0,20MM

024555



2R4405421 30

BUCHA PINO MANGA EIXO AGRALE 0,30MM

024556



1.21 BUCHAS DIVERSAS BUSHING ALL TYPE

2RD807889 BUSHING
BUCHA SUPORTE PLACA
013652



7.100 / 8.100 / 8.140 / L.80 / 12.180 / 14.150 / 14.180 / 14.220 / 16.170 / 16.220 / 24.250 / 35.300 /

2RD807899 BUSHING
BUCHA SUPORTE PLACA
012457



TODOS VEICULOS APARTIR 1994 /

2RP301461 FORK BUSHING
BUCHA GARFO SELETOR TRAMBULADOR
005286



/ 8.150E / 17.250E / 7.100 / 8.100 / 8.120 / 8.150 / 8.140 / 8.140CO / 8.140CE / L.80 / 12.140T / 12.

2T2141197 BUSHING
BUCHA COROA GARFO EMBREAGEM
017868



13.180E CONSTELLATION / 15.180E CONSTELLATION / 17.250E CONSTELLATION /

2T2141197A CLUTCH FORK BUSHING
BUCHA GARFO EMBREAGEM
017869



15.180EOD / 15.190EOD / 13.180E CONSTELLATION / 15.180E CONSTELLATION /

3312252 FORK BUSHING
BUCHA GARFO SELETOR TRAMBULADOR
023245



12.140H / 14.150 / 12.170BT / 14.170BT / 12.140T / 12.180 / 14.180 / 14.200 / 16.170 / 14.220 /

NFU800900 BOX PIN SPACER BUSHING
BUCHA ESPAC. PINO CABINA
006334



TODOS A PARTIR 1991 /

T06407172 BUSHING KING PIN VW
BUCHA CHIME MANGA EIXO
019830



6.90 / 7.90S / 7.110S / 7.90 / 6.80 /

T11407172 BUSHING KING PIN VW
BUCHA CHIME MANGA EIXO
019832



12.140T / 12.170BT / 12.140H / 11.130 / 13.130 / 14.140 / 11.140 /

T16407172 BUSHING KING PIN VW
BUCHA CHIME MANGA EIXO
019836



14.150 / 14.170BT / 14.220 / 16.170 / 16.220 / 16.300 / 24.250 / 35.300 / 40.300 / 16.220 LEITO /

TE3141869 CLUTCH FORK SHAFT
BUCHA EIXO DO GARFO EMBREAGEM
005067
TJG141869



12.170BT / 12.180 / 14.150 / 14.170BT / 14.180 / 14.220 / 16.170 / 16.180CO / 16.210CO / 16.220 /

TJG899441 ENGINE BUSHING
BUCHA PARTIDA
006707



7.100 / 8.100 / 8.140 / L.80 / 12.140T / 12.170BT / 12.180 / 14.150 / 14.170BT / 14.180 / 14.220 / 16.

TMJ512393 BUSHING
BUCHA TIRANTE
004848



24.250 / 24.220 /

1.22 BUJAO PLUG

TE3103113Q PLUG
PARAF. ALLEN S/ CAB. M8X1,0X8 DIN 913
014682
217631



12.170BT / 14.170BT / 14.220 / 16.170 / 16.220 / 16.300 / 24.250 / 35.300 / 40.300 / 16.220 LEITO /

TE3103193 CRANKCASE CUMMINS
BUJAO CARTER CUMMINS
006571
2TC145915



/ 17.250E / 12.170BT / 13.170 / 13.190 / 14.170BT / 14.220 / 15.170 / 16.170 / 16.170BT / 16.

1.23 CABO
CABLE

2RD957805B SPEEDOMETER CABLE -

CABO VELOCIMETRO - 2680MM
005385



7.100 / 8.100 / 8.140 / 8.140CO / 8.140CE / 8.140CKD /

2RG957805G CABLE

CABO TACOG. P/ EIXO 4.6MM =2595MM=
014079



12.140T /

2RL721555B THROTTLE CABLE 1345 MM

CABO ACELERADOR 1345MM
005395



16.170BT /

2RP957805 SPEEDOMETER CABLE -

CABO VELOCIMETRO - 3232MM
004188



16.210CO /

2RR721555 THROTTLE CABLE 1493 MM

CABO ACELERADOR 1493MM
004007



24.220 / 26.220 / 17.220 / 23.220 /

2S0721555H THROTTLE CABLE 1340 MM

CABO ACELERADOR 1340MM
003776
2TD721555



12.170BT / 14.170BT / 16.170 / 16.200 /

2S0721556A THROTTLE CABLE

CABO ACEL. PEDAL A CX. S/ ACEL. MAN. -
005411



13.180 / 15.180 / 17.210 MWM EURO 2 / 23.210 MWM EURO 2 /

2U0721555B THROTTLE CABLE 1734 MM

CABO ACELERADOR 1734MM
005390
TRG721555



35.300 / 35.300 LEITO / 24.250 CHILE / 35.300 CHILE /

2VG721555 THROTTLE CABLE - 1147

CABO ACELERADOR S/ MANUAL - 1147MM
004010



13.170 / 15.170 / 13.190 / 15.190 /

2VG721555A THROTTLE CABLE 1525 MM

CABO ACELERADOR 1525MM
004011



17.210 CUMMINS EURO 2 / 23.210 CUMMINS EURO 2 /

T00711335A CONTROL STOP CABLE -

CABO PARADA MOTOR =2550MM=
003782
VC-855
31055



11.130 / 13.130 / 14.140 / 11.140 / 12.140 /

T00711335B CABLE

CABO ESTRANGULADOR C/ BOTAO =2420MM=
014077
11155B



6.80 /

T00957805B SPEEDOMETER CABLE -

CABO VELOCIMETRO - 3500MM
003780



11.130 / 13.130 / 14.140 / 11.140 / 12.140 /

T00957805C CABLE

CABO TACOG. P/ EIXO 3.6MM =4900MM=
014081
11903



22.160 /

T06609701 HAND BRAKE CABLE - LEFT

CABO FREIO MAO L.E. =1558MM=
004018
2R0609701



6.90 / 7.90S / 7.110S / 7.90 /

T06609702 HAND BRAKE CABLE -

CABO FREIO MAO L.D. =1195MM=
004019
2R0609702



6.90 / 7.90S / 7.110S / 7.90 /

T11957805 CABLE

CABO TACOG. P/ EIXO 3.6MM =3500MM=
014080
11511



7.90S / 7.90S CURVAO / 7.110S CURVAO /

T12957805 SPEEDOMETER CABLE -

CABO VELOCIMETRO - 3500MM
004192



6.90 / 7.90S / 7.110S /

TAP957805C SPEEDOMETER CABLE -

CABO VELOCIMETRO - 3340MM
004183



7.100 / 8.140 / 8.140CO / 8.140CE /

TAR957805 SPEEDOMETER CABLE -

CABO VELOCIMETRO - 3240MM
004184



16.180CO /

TD1711877B OUTLET IN MONTION CABLE

CABO ACION. TOMADA FORCA - 3320MM
005398
2R0711877



6.90 / 7.90S / 7.110S / 11.130 / 13.130 / 14.140 / 11.140 / 12.140 /

TD1711877C OUTLET IN MOTION

CABO ACEL. TOMADA FORCA - 3920MM
005399
2R0711877A



6.90 / 7.90S / 7.110S / 11.130 / 13.130 / 14.140 / 11.140 / 12.140 /

1.24 CALCO

SHIM

2R0103548F WHEEL CHOCK

CALCO CAMISA 0,25 MM MWM X 10
012991
9610083400404



7.100 / 8.100 / 8.140 / 8.140CO / 8.140CE / L.80 / 12.140T / 12.180 / 14.150 / 14.180 / 16.180CO /

2R0103548G WHEEL CHOCK

CALCO CAMISA 0,40 MM MWM X 10
012990
961083400414



7.100 / 8.100 / 8.140 / 8.140CO / 8.140CE / L.80 / 12.140T / 12.180 / 14.150 / 14.180 / 16.180CO /

2R0103548H WHEEL CHOCK

CALCO CAMISA 0,30 MM MWM X 10
013052



7.100 / 8.100 / 8.140 / 8.140CO / 8.140CE / L.80 / 12.140T / 12.180 / 14.150 / 14.180 / 16.180CO /

2R0103548I WHEEL CHOCK

CALCO CAMISA 0,50 MM MWM X 10
013154



7.100 / 8.100 / 8.140 / 8.140CO / 8.140CE / L.80 / 12.140T / 12.180 / 14.150 / 14.180 / 16.180CO /

2R0407071 WHEEL CHOCK

CALCO PINO MANGA EIXO 57X33,4X0,3
010336
500053593



8.150E / 8.150 / 9.150E / 7.120 / 8.120 / 5.140
MWM DELIVERY / 8.150 MWM DELIVERY / 9.

2R0407071A WHEEL CHOCK

CALCO AJUSTE MANGA EIXO 57X33,4X0,5
019550



8.150E / 8.150 / 9.150E / 7.120 / 8.120 / 5.140
MWM DELIVERY / 8.150 MWM DELIVERY / 9.

2R0407071B WHEEL CHOCK

CALCO AJUSTE MANGA EIXO 57X33,4X1
019551



8.150E / 8.150 / 9.150E / 7.120 / 8.120 / 5.140
MWM DELIVERY / 8.150 MWM DELIVERY / 9.

2RD407661D WHEEL CHOCK

CALCO AJUSTE MANGA EIXO 50,00X29,50X0,
019547



7.100 / 8.100 / 8.140 / L.80 / 6.90 / 7.90S / 7.110S
/ 6.80 /

2RK107119 CYLINDER LINER RUBBER

CALCO CAMISA 0,10 MM CUMMINS
005279
T7110-010



14.220 / 16.170 / 16.220 / 16.300 / 24.250 / 35.300
/ 40.300 / 16.220 LEITO / 18.310 / 26.260 / 26.310

2RK107121 CYLINDER LINER RUBBER

CALCO CAMISA 0,15 MM CUMMINS
005280
T7115-015



14.220 / 16.170 / 16.220 / 16.300 / 24.250 / 35.300
/ 40.300 / 16.220 LEITO / 18.310 / 26.260 / 26.310

2RK107123 CYLINDER LINER RUBBER

CALCO CAMISA 0,20 MM CUMMINS
005281
T7120-020



14.220 / 16.170 / 16.220 / 16.300 / 24.250 / 35.300
/ 40.300 / 16.220 LEITO / 18.310 / 26.260 / 26.310

2RK107124 WHEEL CHOCK

CALCO CAMISA 0,25 MM CUMMINS
013047



14.220 / 16.170 / 16.220 / 16.300 / 24.250 / 35.300
/ 40.300 / 16.220 LEITO / 18.310 / 26.260 / 26.310

2RK107125 WHEEL CHOCK

CALCO CAMISA 0,50 MM CUMMINS
013048



14.220 / 16.170 / 16.220 / 16.300 / 24.250 / 35.300
/ 40.300 / 16.220 LEITO / 18.310 / 26.260 / 26.310

2RK107126 WHEEL CHOCK

CALCO CAMISA 0,30 MM CUMMINS
024210



14.220 / 16.170 / 16.220 / 16.300 / 24.250 / 35.300
/ 40.300 / 16.220 LEITO / 18.310 / 26.260 / 26.310

2U2103548A WHEEL CHOCK

CALCO CAMISA 0,10 MM MWM EURO 3
014003



19.320E CONSTELLATION / 19.370
CONSTELLATION / 25.370E CONSTELLATION /

2U2103548B WHEEL CHOCK

CALCO CAMISA 0,25 MM MWM EURO 3
014004
2U2103548E



19.320E CONSTELLATION / 19.370
CONSTELLATION / 25.370E CONSTELLATION /

2U2103548C WHEEL CHOCK

CALCO CAMISA 0,50 MM MWM EURO 3
014006
2U2103548G



19.320E CONSTELLATION / 19.370
CONSTELLATION / 25.370E CONSTELLATION /

2U2103548F WHEEL CHOCK

CALCO CAMISA 0,15 MM MWM 6CL 9.3L 370CV
024016



26.260 CONSTELLATION / 31.260
CONSTELLATION / 31.320E CONSTELLATION /

2U2103548Y WHEEL CHOCK

CALCO CAMISA 0,30 MM MWM EURO 3
014005



19.320E CONSTELLATION / 19.370
CONSTELLATION / 25.370E CONSTELLATION /

T06107119 WHEEL CHOCK

CALCO CAMISA 0,10 MM MWM 229
013960
922903400214



12.140H / 6.90 / 7.90S / 11.130 / 13.130 / 14.140 /
11.140 / 12.140 / 7.90 /

T06107121 WHEEL CHOCK

CALCO CAMISA 0,15 MM MWM 229
013961
922903400234



12.140H / 6.90 / 7.90S / 11.130 / 13.130 / 14.140 /
11.140 / 12.140 / 7.90 /

T06107123 WHEEL CHOCK

CALCO CAMISA 0,20 MM MWM 229
013962
922903400244



12.140H / 6.90 / 7.90S / 11.130 / 13.130 / 14.140 /
11.140 / 12.140 / 7.90 /

T16407679A WHEEL CHOCK

CALCO PINO MANGA EIXO 63,5X45,9X0,3
010349



12.180 / 14.150 / 14.170BT / 14.180 / 14.220 / 16,
170 / 16.180CO / 16.210CO / 16.220 / 16.300 / 24.

T75411185A SHIM

CALCO APOIO GRAMPO MOLA
014621



1.24 CALCO

SHIM

TAE107119 SPACER LINER RUBBER 0.

CALCO CAMISA 0,10 MM MWM X 10

005283
961083400384
961083400154
2R0103548D



7.100 / 8.100 / 8.140 / 8.140CO / 8.140CE / L.80 / 12.140T / 12.180 / 14.150 / 14.180 / 16.180CO /

TAE107121 SPACER LINER RUBBER 0.

CALCO CAMISA 0,15 MM MWM X 10

005284
961083400164
2R0103548E



7.100 / 8.100 / 8.140 / 8.140CO / 8.140CE / L.80 / 12.140T / 12.180 / 14.150 / 14.180 / 16.180CO /

TAE107123 SPACER LINER RUBBER 0.

CALCO CAMISA 0,20 MM MWM X 10

005285
T7123-020
961083400174



7.100 / 8.100 / 8.140 / 8.140CO / 8.140CE / L.80 / 12.140T / 12.180 / 14.150 / 14.180 / 16.180CO /

1.25 CAPA

COVER

TAT863057232 COVER UNDER

COBERTURA INF. PAINEL INSTR. L.E. (GINZA)

012589



8.140CO / 8.140CE / 12.170BT / 12.180 / 14.150 / 14.170BT / 14.180 / 14.220 / 16.170 / 16.220 / 16.

1.26 CHAPA

PLATE

2S2253691

CHAPA ENCOSTO FREIO MOTOR

017727



26.220 / 26.260 CONSTELLATION / 31.260 CONSTELLATION / 31.320E CONSTELLATION /

1.27 CHAVETA

KEY

2R0419548 RETAINING PIN

CHAVETA PINO MANGA EIXO

010337
2P0419548



8.150E / 8.150 / 9.150E / 7.120 / 8.120 / 5.140 MWM DELIVERY / 8.150 MWM DELIVERY / 9.

2RD407689 KEY, KING

CHAVETA TRAVA PINO MANGA EIXO

007448
02989555



7.100 / 8.100 / 8.140CO / 8.140CE / L.80 / 8.140CKD / 6.90 / 7.90S / 7.110S / 7.90 / 8.150E / 8.

T11407693 PIN UPPER

CHAVETA PINO MANGA EIXO

007854
2S0419548
T16407693



12.180 / 14.150 / 14.170BT / 14.180 / 14.220 / 16.170 / 16.180CO / 16.210CO / 16.220 / 16.300 / 17.

TJG407689 PIN LOWER

CHAVETA PINO MANGA EIXO

007852
2S0419548A
T11407689



12.180 / 14.150 / 14.170BT / 14.180 / 14.220 / 16.170 / 16.180CO / 16.210CO / 16.220 / 16.300 / 35.

1.28 CILINDRO CYLINDER

2B510014 COMPRESSOR LINER LK15

CIL. COMPR. LK15 (VW) (MF0641)
011538



8.150E / 5.140 MWM DELIVERY / 8.150 MWM DELIVERY / 9.160E

2P0721405

CIL.ACION.EMBR.VW
025296



17.210E OD / 15.180E OD / 15.190E OD /

2RP253861 ENGINE BRAKE CYLINDER

CIL. ACION. FREIO MOTOR SIST. WABCO
005095
2TK253861



12.140T / 12.180 / 14.150 / 14.180 / 14.220 / 16.170 / 16.180CO / 16.220 / 16.300 / 17.210OD / 24.

2S2298109 ENGINE BRAKE CYLINDER

CIL. ACION. FREIO MOTOR
017728



26.220 / 26.260 CONSTELLATION / 31.260 CONSTELLATION / 31.320E CONSTELLATION /

2S2721261 CLUTCH CYLINDER 36MM

CIL. EMBR. EMBR. DIAM. 36MM CONSTEL.=
022255
2S2721261B



13.180E CONSTELLATION / 15.180E CONSTELLATION / 17.250E CONSTELLATION /

2T2721261F CLUTCH CYLINDER 36MM

CIL. EMBR. DIAM. 36MM CONSTELLATION
018861
2T2721261C
2T2721261



26.260 CONSTELLATION / 31.260 CONSTELLATION / 31.320E CONSTELLATION /

2TA253861 ENGINE BRAKE CYLINDER

CILINDRO F. MOTOR SIST. WABCO
005097



7.100 / 8.100 / 8.140 / 8.140CO / 8.140CE / L.80 / 8.140CKD / 7.110 / 17.240OT / 18.310OT / 17.

2VB721405 CLUTCH MASTER

CIL. MESTRE EMBREAGEM
013494



7.100 / 8.140CO / 8.140CE / 24.250 / 40.300 / 24.220 / 7.110 / 17.210 / 17.220 / 17.300 / 26.300 /

2Z0721885 CLUTCH CYLINDER MBB (NO

CARCACA CIL.LONGO SERVO EMBR.MBB.S/
022953



15.190E OD MWM EURO 3 / 17.210E OD MWM EURO 3 / 17.260EOT / 18.320EOT / 15.180E OD

4214110960 ENGINE BRAKE CYLINDER

CILINDRO F. MOTOR SIST. WABCO
022634



14.150 / 14.220 / 16.170 / 16.220 / 24.250 / 35.300 / 12.140H / 16.220 LEITO / 24.220 / 35.300 LEITO

4214450020 ENGINE BRAKE CYLINDER

CILINDRO F. MOTOR SIST. WABCO
022662



7.100 / 8.100 / 8.140 / 8.140CO / 8.140CE / L.80 / 8.140CKD / 7.110 / 17.240OT / 18.310OT / 17.

9709030104 CLUTCH SERVO HOUSING

CIL. LONGO SERVO EMBR. S/INDIC.
006457



17.250E / 16.180CO / 17.210 / 16.210CO / 17.220 / 17.300 / 17.210OD / 17.310 / 18.310 / 24.250 /

B925741 COMPRESSOR CYLINDER

CIL. COMPR. LK38 (REGULADOR 88MM)
011534



7.100 / 8.100 / 8.140 / 12.140T / 11.130 / 11.140 / 12.140 / 11.160 / 14.170

B925746 COMPRESSOR CYLINDER

CIL. COMPR. LK38 VW (GOVERNADOR)
011536



7.100 / 8.100 / 8.140 / 12.140T / 14.150 / 11.130 / 11.140 / 12.140 / 14.200

C64110 COMPRESSOR CYLINDER

CIL. COMPR. LK39 (REGULADOR 88MM)
011535



7.100 / 16.210CO / 17.210OD / 15.180EOD / 15.190EOD / 26.260E / 31.260E / 17.210E OD / 7.110

I90281 ENGINE BRAKE CYLINDER

CIL.ACION.FREIO MOTOR
022636



7.100 / 8.100 / 8.140 / 8.140CO / 8.140CE / L.80 / 8.140CKD / 7.110 / 17.240OT / 18.310OT / 17.

K033409 CLUTCH CYLINDER 36MM

CIL.ACION.EMBR.DIAM.36MM.COSTEL.HASTE
018730
2T2721261C
2T2721261



26.260 CONSTELLATION / 31.260 CONSTELLATION / 31.320E CONSTELLATION /

K033411 CLUTCH CYLINDER 36MM

CIL.ACION.EMBR.36MM.CONSTEL.HASTE
019631
2S2721261B



13.180E CONSTELLATION / 15.180E CONSTELLATION / 17.250E CONSTELLATION /

RCCE00297 CLUTCH MASTER

CIL. MESTRE EMBREAGEM DIAM. 22,22MM
022625
TE3721405
TAR721405



12.140H / 14.150 / 14.220 / 16.210 / 16.220 / 24.250 / 35.300 / 14.200 / 16.170 / 16.220 LEITO /

RCCE00440 CLUTCH MASTER

CILINDRO AUX. EMBREAGEM
023654
TAP721261



7.100 / 8.100 / 8.140 / 8.140CO / 8.140CE / L.80 / 12.140T / 8.140CKD / 12.140 / 7.110 / 8.150 / 7.

RCCE00700 CLUTCH MASTER

CIL. MESTRE EMBREAGEM
023771



7.100 / 8.140CO / 8.140CE / 24.250 / 40.300 / 24.220 / 7.110 / 17.210 / 17.220 / 17.300 / 26.300 /

TAF253861 ENGINE BRAKE CYLINDER

CIL. ACION. FREIO MOTOR SIST. KNORR
005096



7.100 / 8.100 / 8.140 / 14.220 / 16.170 / 16.180CO / 16.210CO / 16.220 / 16.300 / 24.250 / 35.300 /

TF3721405 CLUTCH MASTER

CIL. MESTRE EMBREAGEM DIAM. 22,22MM
004560
TE3721405
TAR721405



12.140H / 14.150 / 14.220 / 16.210 / 16.220 / 24.250 / 35.300 / 14.200 / 16.170 / 16.220 LEITO /

TN4253861 ENGINE BRAKE CYLINDER

CILINDRO F. MOTOR SIST. WABCO
005094



14.150 / 14.220 / 16.170 / 16.220 / 24.250 / 35.300 / 12.140H / 16.220 LEITO / 24.220 / 35.300 LEITO

1.29 COLUNA

COLUMN

T00415721A STEERING COLUMN

COLUNA DIRECAO
012484
2106101101X



13.130 / 14.140 / 11.140 / 12.140 /

1.30 COPO

GLASSE

2R0201589 WATER COLECTOR

COPO FILTRO D'AGUA
013475



7.100 / 8.140CO / 8.140CE / 16.220 / 24.250 / 40.300 / 18.310 / 26.260 / 26.310 / 26.220 / 31.260 /

1.31 COXIM

RUBBER MOUNTING

2P0711026 GEAR LEVER MOUNTING

COXIM ALAVANCA CAMBIO
018261



5.140 MWM DELIVERY / 8.150MWM DELIVERY /

T06199201 FRONT ENGINE BUFFER

COXIM DIANTEIRO MOTOR
004482
BD4T6038A



6.90 / 7.90S / 7.110S /

TJG899607 FRONT CAB BUFFER

COXIM DIANTEIRO CABINA
004488
2R0899413A



7.100 / 8.100 / 8.140 / 8.140CO / 8.140CE / L.80 / 12.140T / 12.170BT / 12.180 / 14.150 / 14.170BT

1.32 CUPILHA

COTTER PIN

TAF299263 LOCKING PIN

CUPILHA FREIO MOTOR 5,64X1/2
017712



7.100 / 8.100 / 8.140 / 8.140CO / 8.140CE / L.80 / 14.220 / 16.170 / 16.180CO / 16.220 / 16.300 / 24.

1.33 DEFLETOR DEFLECTOR

TJG807741 BUMPER LOWER

DEFLETOR INFERIOR PARACHOQUE
004815



14.150 / 14.220 / 16.170 / 16.220 / 24.250 / 35.300
/ 16.220 LEITO / 24.220 / 35.300 LEITO / 12.140 /

1.34 DOBRADICA HINGE

2R2823301 HINGE

DOBRADICA TAMPA FRONTAL L.E.
018519



24.250ECONSTELLATION / 17.250E
CONSTELLATION / 19.320E CONSTELLATION /

2R2823302 HINGE

DOBRADICA TAMPA FRONTAL L.D.
018520



24.250ECONSTELLATION / 19.320E
CONSTELLATION / 19.370 CONSTELLATION /

1.35 EIXO AXLE

2RD253869 THROTTLE SET

CONJ. EIXO BORBOLETA FREIO MOTOR
017722



7.100 / 8.100 / 8.140 / 8.140CO / L.80 / 12.140T /
15.180EOD / 15.190EOD / 7.110 / 8.150E / 8.150 /

2RD525177A SHAFT =28,5X139,5MM=

EIXO CAIXA SATELITE =28,5X139,5MM=
018423



7.100 / 8.100 / 8.140CO / 8.140CE / L.80 / 8.140
ARGEN. / CONSTELLATION / 8.140 BOLIVIA /

2RD525177B SHAFT =25,3X176MM=

EIXO CAIXA SATELITE =25,3X176MM=
018425



7.100 / 8.100 / 8.140 / 8.140CO / 8.140CE / 8.140
CO CHILE / 8.140 CE CHILE /

2RM141863 CLUTCH FORK SHAFT

EIXO GARFO EMBREAGEM =COMPR. 188,
018185



17.220 / 23.220 /

2S0141707 CLUTCH FORK SHAFT

EIXO GARFO EMBREAGEM =COMPR. 188,
018193



13.170E / 15.170E / 15.190E / 15.180E / 13.180E
/

2S2253869A THROTTLE SET

CONJ. EIXO BORBOLETA FREIO MOTOR
017729



13.180E CONSTELLATION / 15.180E
CONSTELLATION /

2S2253869B THROTTLE SET

CONJ. EIXO BORBOLETA FREIO MOTOR
017734



26.260 / 26.220 / 31.260 / 26.260
CONSTELLATION / 31.260 CONSTELLATION /

2U0141701B CLUTCH FORK SHAFT

EIXO GARFO EMBREAGEM =COMPR. 188,
018195



26.260E / 31.260E /

TAR721075 CLUTCH AND BRAKE

EIXO PEDAIS FREIO E EMBREAGEM
005139



16.180CO / 16.210CO / 17.210OD / 15.180EOD /
15.190EOD / 17.210 / 17.240OT / 18.310OT / 17.

TE3141865 CLUTCH FORK AXLE

EIXO GARFO EMBREAGEM
005066



14.210 / 16.210 /

TJG141865 SMALL CLUTCH FORK

EIXO GARFO EMBREAGEM PEQUENO
005063



/ 17.250E / 12.170BT / 12.180 / 13.170 / 13.180 /
13.190 / 14.150 / 15.180 / 14.170BT / 14.180 / 14.

TJG253869A ENGINE BRAKE AXLE -

CONJ. EIXO FREIO MOTOR (COD.5084)
006280
TAF253869A



14.220 / 16.170 / 16.220 / 16.300 / 24.250 / 35.300
/ 40.300 /

1.35 EIXO

AXLE

TJG899369 CAB LOCK AXLE

EIXO TORRE TRASEIRA CABINA
004554



/ 14.200 / 12.140H / 14.150 / 14.220 / 16.170 / 16.220 / 16.220 LEITO / 24.220 / 24.250 / 35.300 /

TJG899369 X MOUNTING SHAFT

JOGO EIXO TORRE TRAS. CABINA (ANEL+
009393



7.100 / 8.100 / 8.140 / L.80 / 12.140T / 12.170BT / 12.180 / 14.150 / 14.170BT / 14.180 / 14.220 / 16.

1.36 EMBOLO

PISTON

T12525371

EMBOLO REDUZIDA ALUMINIO =ANODIZADO=
023751



14.200 / 12.140H / 14.150 / 14.150 CHILE / 14.220 / 16.170 / 16.170 EXP.ARGENTINA / 16.220 / 16.

1.37 ENGRENAGEM

GEAR

2RJ311261 IDLER GEAR, 2ND SPEED

ENGRENAGEM 2ª VEL.
007219



16.170 / 16.180CO / 16.210CO / 14.200 / 13.170E / 15.170E / 15.190E / 15.180E / 13.180E /

2TA957821B SPEEDO PINION 18 TEETH

PINHAO VELOCIMETRO - 18 DENTES
005018



L.80 /

T06525159A PLANETARY GEAR 16

ENGR. PLAN. 16 DENTES - 35 ESTRIAS
004745



6.90 / 7.90S / 7.110S / 6.80 /

T11957821A SPEEDO PINION 15 TEETH

PINHAO VELOCIMETRO - 15 DENTES
005019



11.130 / 13.130 / 11.140 / 12.140 /

1.38 ESFERA

BALL

600711569 NYLON BALL GEAR BOX

ESFERA NYLON ALAVANCA CAMBIO
006341



11.130 / 13.130 /

T06311521 BALL 3/16"

ESFERA ACO 3/16"
013618
10J6



7.100 / 8.100 / 8.140 / 8.140CO / 8.140CE / L.80 / 12.140T / 12.170BT / 12.180 / 14.150 / 14.170BT

1.39 ESPACADOR SPACER

9617232014 SPACER W/THREAD AND

ESPACADOR C/ ROSCA E S/ ROSCA
016064



13.170E / 13.170 / 15.170 / 13.150 / 13.180 / 15.180

1.40 ESTICADOR BELT TENSIONER

2R0145299 BELT TENSIONER =

ESTIC. CORREIA MOTOR =ELETRONICO=

011246
4894116
4891116



17.250E / 23.250E / 24.250E / 8.150E / 13.170E / 15.170E / 15.190E / 9.150E / 15.180E / 13.180E /

2T0145299 ENGINE BELT SUPPORT

ESTIC. CORREIA CUMMINS. POLIA LISA

005077
2TA0145299
2T0145299B



18.310 / 26.260 / 26.310 / 31.260 / 31.310 / 17.220 / 17.310 / 23.220 / 17.180 CUMMINS EURO 3 / 17.

2T2145299A BELT TENSIONER

ESTIC. CORREIA MOTOR

011247
3973831
2T2145299



CONSTELLATION /

2U0145299 BELT SUPPORT CUMMINS

ESTIC. CORREIA MOTOR CUMMINS

005076
TJG145275
2U0145299A
2TD145275
2S0145299B
2S0145299



12.170BT / 14.170BT / 14.220 / 16.170 / 16.220 / 16.300 / 24.250 / 35.300 / 40.300 / 16.220 LEITO /

1.41 ESTRIBO RUNNING BOARD

2S2821331 RUNNING BOARD

ESTRIBO FRONTAL CONSTELLATION

014331
2S28213314M2



26.260 CONSTELLATION / 31.260 CONSTELLATION / 31.320E CONSTELLATION /

2T2821687 RUNNING BOARD L.H.

ESTRIBO SUP. TETO BAIXO L.E.

014327
2T28216874M2



26.260 CONSTELLATION / 31.260 CONSTELLATION / 31.320E CONSTELLATION /

1.42 FECHADURA DOOR LOCK

TAC837015 LEFT DOOR LOCK L.H.

FECHADURA PORTA L.E.

003756
2R0837015
2318370151
211837015H
2118370151



7.100 / 8.100 / 8.140 / L.80 / 12.140T / 12.170BT / 12.180 / 14.150 / 14.170BT / 14.180 / 14.220 / 16.

TE3837016 RIGHT DOOR LOCK

FECHADURA PORTA L.D.

003755
2R0837016
2318370161
211837016H
2118370161



7.100 / 8.100 / 8.140 / L.80 / 12.140T / 12.170BT / 12.180 / 14.150 / 14.170BT / 14.180 / 14.220 / 16.

1.43 FILTRO

FILTER

2RD127485 FUEL FILTER SEAT

CABECOTE FILTRO RACOR
014469



7.100 / 8.100 / 8.120 / 8.150 / 9.150OD / 8.140 / 8.140CO / 8.140CE / L.80 / 7.110 / 7.120 / 8.120OD /

T11130125 FILTER

FILTRO (PENEIRINHA)
006275



6.90 / 7.90S / 7.110S / 11.130 / 11.140 / 12.140 / 13.130 / 14.140 / 14.150 / 12.180 / 14.180 / 16.

T11198165 DIESEL PRE-FILTER

PRE-FILTRO DIESEL =S/CABECOTE=
006277



/ 6.90 / 7.90S / 7.110S / 11.130 / 11.140 / 12.140 / 13.130 / 14.140 / 16.210CO / 17.210OD

T15129620C AIR FILTER SECONDARY

ELEMENTO SECUNDARIO FILTRO AR
005685
CA3280SY



16.210 /

TE3115561 ENGINE OIL FILTER

FILTRO OLEO MOTOR CUMMINS 8.3L
005039
TR3115561



14.210 / 16.210 /

TEG129620 AIR FILTER PRIMARY

ELEMENTO PRIMARIO FILTRO AR
005031



12.170BT / 12.180 / 14.150 / 14.170BT / 14.180 / 12.140H / 16.200 / 14.200 /

TEG129620A AIR FILTER SECONDARY

ELEMENTO SECUNDARIO FILTRO AR
005034
CA4692SY



12.170BT / 12.180 / 14.150 / 14.170BT / 14.180 / 16.170 / 12.140H / 16.200 / 14.200 / 14.170 /

TRA115561 ENGINE OIL FILTER

FILTRO OLEO MOTOR CUMMINS 5.9L
005038
2S0115436



12.170BT / 14.170BT / 16.170 / 16.200 / 17.210 / 13.190 / 13.170 / 15.170 / 17.210 CUMMINS EURO

1.44 FLANGE

FLANGE

2T2141255 CLUTCH FORK FLANGE

FLANGE GARFO EMBREAGEM
018194



26.260 CONSTELLATION / 31.260
CONSTELLATION / 31.320E CONSTELLATION /

1.45 FLANGE E LUVA P/ CARDA

YOKE

T2D525283 PROPELLER SHAFT

FLANGE CARDA DIFERENCIAL TINKEN
011290



22.140 / 22.160 /

1.46 FLEXIVEL

FLEXIBLE

T11145745 HYDRAULIC STEERING

FLEXIVEL DIRECAO HIDRAULICA
013812



11.140 / 12.140 /

TE3145745A HYDR. STEERING HOSE

FLEXIVEL DIRECAO HIDRAULICA
004261



14.210 /

TEG145745A HYDR. STEERING PUMP

FLEXIVEL B'B DIR. HIDR.
004274



8.140 / 12.140H /

1.47 FREIO MOTOR EXHAUST BRAKES

2RD253853B ENGINE BRAKE 74MM
FREIO MOTOR =74MM= 2-7/8
005081
2TK253853
2TA253853C
2TA253853B
2RE253853B
2RE253853
2RD253853D



7.100 / 8.100 / 8.140 / 8.140CO / L.80 / 12.140T / 15.180EOD / 15.190EOD / 7.110 / 8.150E / 8.150 /

2S2253853A ENGINE BRAKE 60MM
FREIO MOTOR =60MM= CONSTELLATION
017731



13.180E CONSTELLATION / 15.180E CONSTELLATION /

2S2253853B ENGINE BRAKE 80MM
FREIO MOTOR =80MM= CONSTELLATION
013935
2T2253853



26.260 / 26.220 / 31.260 / 26.260 CONSTELLATION / 31.260 CONSTELLATION /

4214289150 ENGINE BRAKE 99MM
FREIO MOTOR =99MM= 3-7/8
021854
2RK253853
TMG253853A



14.220 / 16.220 / 16.300 / 24.250 / 35.300 / 40.300 / 15.180EOD / 15.190EOD / 24.220 / 18.310 / 26.

4214299190 ENGINE BRAKE 85MM
FREIO MOTOR =85MM= 3- 3/8
022631
2RH253853
2T0253853A
2RP253853C
TEG253853B
TEG253853C
TLG253853A



12.140T / 12.170BT / 12.180 / 14.150 / 14.170BT / 14.180 / 16.170 / 16.180CO / 16.210CO / 17.

4214299340 ENGINE BRAKE 74MM
FREIO MOTOR =74MM= 2-7/8
022630
2RD253853
2RD253853D
2TK253853
2RD253853C
2RE253853
2R0253853B



7.100 / 8.100 / 8.140 / 8.140CO / L.80 / 12.140T / 15.180EOD / 15.190EOD / 7.110 / 8.150E / 8.150 /

SP5074
FREIO MOTOR =99MM= 3-7/8
023645
2RK253853
TMG253853A



14.220 / 16.220 / 16.300 / 24.250 / 35.300 / 40.300 / 15.180EOD / 15.190EOD / 24.220 / 18.310 / 26.

SP6964
FREIO MOTOR =85MM= 3- 3/8
023642
2W0253853
2RH253853C
2RP253853B
2RH253853
2T0253853A
2RP253853C



12.140T / 12.170BT / 12.180 / 14.150 / 14.170BT / 14.180 / 16.170 / 16.180CO / 16.210CO / 17.

SP7035 ENGINE BRAKE 74MM
FREIO MOTOR =74MM= 2-7/8
021845
2RD253853
2RD253853D
2TK253853
2RD253853C
2RE253853
2R0253853B



7.100 / 8.100 / 8.140 / 8.140CO / L.80 / 12.140T / 15.180EOD / 15.190EOD / 7.110 / 8.150E / 8.150 /

TAR253853 ENGINE BRAKE 85MM
FREIO MOTOR =85MM= 3-3/8
005084
TRA253853
TLG253853A
TLG253853
TEG253853C
TEG253853B
TAR253853A



12.140T / 12.170BT / 12.180 / 14.150 / 14.170BT / 14.180 / 16.170 / 16.180CO / 16.210CO / 17.

TMG253853 ENGINE BRAKE 99MM
FREIO MOTOR =99MM= 3-7/8
007404
2RK253853
TMG253853A



14.220 / 16.220 / 16.300 / 24.250 / 35.300 / 40.300 / 15.180EOD / 15.190EOD / 24.220 / 18.310 / 26.

1.48 GARFO FORK

2RD312021 GEAR SELECTOR TOWER
GARFO SELETOR TORRE CAMBIO
005160



7.100 / 8.100 /

2RM141861 CLUTCH FORK
GARFO EMBREAGEM C/ROLETE
005061



12.170BT / 12.180 / 14.150 / 14.170BT / 14.180 / 14.220 / 16.170 / 16.220 / 16.300 / 17.210OD / 24.

2S2141719A CLUTCH FORK
GARFO EMBREAGEM C/ROLETE (MODERNO)
014681
125731
2S2141719D



12.170BT / 12.180 / 14.150 / 14.170BT / 14.180 / 14.220 / 16.170 / 16.220 / 16.300 / 17.210OD / 24.

2T0141707B FORK CLUTCH BEARING
MANCAL ROLAMENTO GARFO EMBREAGEM
017832
2T2141707B
2T2141707A



19.320E CONSTELLATION / 19.370 CONSTELLATION / 25.370E CONSTELLATION /

2T2141719 CLUTCH FORK
GARFO EMBREAGEM C/ ROLETE
017751
2T2141719A
2T2141719E
2T2141719D



13.180E CONSTELLATION / 15.180E CONSTELLATION / 17.250E CONSTELLATION /

2T2141719B CLUTCH ACTIVATION
GARFO EMBREAGEM
017116



26.260 CONSTELLATION / 31.260 CONSTELLATION / 31.320E CONSTELLATION /

T11711973 REAR FORK
HASTE TRASEIRO TRAMBULADOR
005124



6.90 / 11.130 / 13.130 /

TAR711523 GEARBOX LEVER BRACKET
GARFO APOIO ALAVANCA CAMBIO
005155



/ 7.100 / 8.120 / 8.150 / 9.150 / 13.170 / 16.180CO / 16.210CO

1.48 GARFO FORK

TEG311541A GEAR SELECTOR TOWER

GARFO SELETOR TORRE CAMBIO
005852



12.140 /

TJG141861 CLUTCH FORK

GARFO EMBREAGEM
005060
2RP141861A
2RP141861



14.150 / 14.220 / 16.170 / 16.180CO / 16.210CO /
16.220 / 16.300 / 17.210OD / 24.250 / 35.300 / 16.

TPH141857 CLUTCH FORK

GARFO EMBREAGEM
007580
2R0141719A



7.100 / 8.100 / 8.140 / 8.140CO / 8.140CE / L.80 /
12.140T / 7.110 / 8.150E / 8.150 / 7.120 / 8.120 /

TPH141857 X CLUTCH FORK W/ PIN

GARFO EMBREAGEM C/PINO
015359
2R0141719A X



7.100 / 8.100 / 8.140 / 8.140CO / 8.140CE / L.80 /
12.140T / 7.110 / 8.150E / 8.150 / 7.120 / 8.120 /

1.49 GUARDA-PO DUST COVERS

TJG711116 GEARBOX LEVER DUST

GUARDA PO ALAVANCA CAMBIO
006745



7.100 / 8.100 / 8.140 / 8.140CO / 8.140CE / L.80 /
12.140T / 12.170BT / 12.180 / 14.150 / 14.170BT

1.50 HASTE ROD

2RP141147 CLUTCH CYLINDER ROD

HASTE CILINDRO EMBREAGEM
005058
2RP721263



16.180CO /

2RR312141 GEARBOX END SHAFT

HASTE TERM. CAIXA CAMBIO
017794
20925



24.250 / 35.300 / 40.300 / 26.260 / 26.310 / 26.220 /
31.260 / 31.310 / 26.260E / 31.260E / 40.300

2RR312141 C GEARBOX END SHAFT

HASTE TERM. CAIXA CAMBIO =COMPLETO=
018030
BFOX72028 C



16.300 / 24.250 / 35.300 / 40.300 / 24.220 / 26.260 /
26.310 / 26.220 / 31.260 / 31.310 / 26.260E / 31.

2VB721205 CLUTCH CYLINDER ROD

HASTE ACION. CIL. MESTRE EMBR.
005143



7.100 / 8.140CO / 8.140CE / 16.180CO / 16.210CO /
17.210OD / 24.250 / 40.300 / 24.220 / 18.310 /

T06611647 PULL ROD

HASTE ACION. CIL. RODA DIANT.
013402



6.90 / 7.90S / 7.110S / 7.90 /

1.51 HELICE FAN

2P0121303A FAN WHEEL

HELICE MOTOR MWM DELIVERY MWM C/ANEL
017253
1932221



8.150 / 8.150 MWM DELIVERY / 8.150EOD / 5.
140EOD / 5.140 /

2T2121303 FAN WHEEL

HELICE MOTOR =704MM=
017258
1932225



26.260 / 31.260 / 19.370 / 25.320 / 25.370E / 19.
320E / 31.320E / 31.370E / 19.370E / 25.320E /

2TB121303 O FAN WHEEL =8 BLADES=

HELICE CUMMINS =8 PAS PLAST=
006014
1932-136



24.250 / 40.300 / 18.310 / 26.310 / 26.220 / 31.310 /
26.260 CONSTELLATION / 31.260

2W0121303 FAN WHEEL

HELICE MOTOR MWM
017256
1932184



15.180EOD / 15.190EOD / 17.180 MWM EURO 3 /
17.220 MWM EURO 3 / 24.220 MWM EURO 3 / 15.

1.51 HELICE

FAN

2Z0121303B FAN WHEEL

HELICE MOTOR C/CAMBIO ZF/ALLISON 4V =
017260



17.240OT / 18.310OT / 17.260EOT / 18.320EOT /

TMJ121303 O FAN WHEEL =9 BLADES=

HELICE MOTOR 9 PAS
007368
1932081 O
2TC121303B O



16.300 / 24.250 / 35.300 /

1.52 INTERRUPTOR

SWITCHE

TAR953235 O LIGHT SWITCH

INTERRUPTOR PISCA ALERTA
007648



16.180CO / 16.210CO /

1.53 JOGO DE JUNTA

GASKET SET

2RD198005C TURBINE GLAND SET MWM

JG. JTAS MWM TURBO 4CIL.
004643
941080130046
2RE198005
2RD198005A



12.140T /

1.54 JUNTA

GASKET

2830444

JUNTA COL. ESCAP. CUMMINS SERIE B =
024136
2R0129589D



17.250E / 23.250E / 24.250E / 8.150E / 13.170E /
15.170E / 15.190E / 9.150E / 15.180E / 13.180E /

2P0129589

JUNTA COL. ESCAP. CUMMINS SERIE B =
024135
2R0129589D



9.160 ADVANTECH

2R0253137A BRAKE ENGINE GASKET

JUNTA FREIO MOTOR 74MM
006118



7.100 / 8.100 / 8.140 / 8.140CO / 8.140CE / L.80 /
12.140T / 14.150 / 8.140CKD / 12.140H / 7.110 /

2RD129717 GASKET INTAKE MANIFOLD

JUNTA COL. ADMISSAO =PEQUENA=
004584
941088530364
941008530024
2TA129717
2R0129717A



7.100 / 8.100 / 8.140 / 8.140CO / 8.140CE / L.80 /
8.140CKD / 8.150 / 7.120 / 8.120 / 13.150 / 9.

2RD130113 GASKET INJEC. PUMP

JUNTA BOMBA INJETORA
004590
922908530604
2TA130113
2R0130119E
2R0130119C



7.100 / 8.100 / 8.140 / 8.140CO / 8.140CE / 12.
140T / 14.150 / 8.140CKD / 7.110 / 17.180 MWM

2S0129589A GASKET SET

JUNTA COL. ESCAP. CUMMINS SERIE B =
014414
2R0129589D



17.250E / 23.250E / 24.250E / 8.150E / 13.170E /
15.170E / 15.190E / 9.150E / 15.180E / 13.180E /

2S0253137A BRAKE ENGINE GASKET

JUNTA FREIO MOTOR 85MM
018133
TGG253135



12.170BT / 12.180 / 14.150 / 14.170BT / 14.180 /
16.170 / 16.180CO / 16.210CO / 17.210OD / 24.

2T2129589 EXHAUST MANIF. GASKET

JUNTA COL. ESCAP. CUMMINS =ELETR.=
014415
3937479



26.260 CONSTELLATION / 31.260
CONSTELLATION / 31.320E CONSTELLATION /

1.54 JUNTA GASKET

03618993 GASKET WATER PUMP 229

JUNTA BOMBA D'AGUA 229 TODOS
004610
922208530134



6.90 / 7.90S / 11.130 / 13.130 / 14.140 / 11.140 / 12.140 / 7.90 /

T12525375

FELTRO BRANCO VALV. REDUZIDA
023401



12.170BT / 12.180 / 14.220 / 16.170 / 16.180CO / 16.210CO / 16.220 / 17.210OD / 12.140H / 15.

T16407991

UNIVERSAL WHEEL HUB

JUNTA CUBO RODA
013390



T2D312057

GEAR COVER GASKET

JUNTA TAMPA CAMBIO CLARK 280-V
014408
240038



12.140T / 12.170BT / 12.180 / 14.150 / 14.170BT / 14.180 / 12.140H / 7.90S / 7.110S / 7.90 / 13.

TAE109289 TIMING GEAR COVER

JUNTA TAMPA DISTRIBUICAO - MWM
004647
961088530494
961088530374
961008530114
961007800014
2S0109245
2R0109245A



12.180 / 14.150 / 14.180 / 16.180CO / 14.200 / 17.240OT /

TAE129589 GASKET INTAKE MANIFOLD

JUNTA COLETOR ADMISSAO
004585
961008530144
941008530164
2TA129589



7.100 / 8.100 / 8.140 / 8.140CO / 8.140CE / L.80 / 12.140T / 14.150 / 16.180CO / 16.210CO / 17.

TAE129589A GASKET EXHAUST

JUNTA COLETOR ESCAPE
004586
961088530524
961008530204
2S0129589C
2S0129589B
21341370 V



7.100 / 8.140CO / 8.140CE / 12.140T / 14.150 / 16.180CO / 16.210CO / 17.210OD / 8.140CKD /

TJG109289 TIMING GEAR COVER

JUNTA TAMPA DISTR. CUMMINS 8.3L
004600



14.220 / 16.170 / 16.220 / 16.300 / 24.250 / 35.300 / 16.220 LEITO / 35.300H /

TJG253135 TUBE GASKET

JUNTA FREIO MOTOR 99MM
004631



14.220 / 16.220 / 16.300 / 24.250 / 35.300 / 40.300 / 16.220 LEITO / 18.310 / 26.260 / 26.310 / 26.220

TJG301235C GASKET

JUNTA TAMPA CILINDRO CX. CAMBIO
013535
014349



24.250 / 40.300 / 26.260 / 26.310 / 26.220 / 31.260 / 31.310 / 26.260E / 31.260E / 40.300 LEITO / 26.

TL7121043 WATER PUMP GASKET

JUNTA B'B D'AGUA
007639
9229085370734
922908530224



7.110S /

TNQ711111 GASKET

JUNTA TRAMBULADOR CAMBIO
007638
3316780



7.100 / 8.100 / 8.140 / 8.140CO / 8.140CE / L.80 / 8.140CKD / 7.110 / 8.150 / 7.120 / 8.120 / 9.

1.55 LANTERNA LANTERN

690949103 SIGN LANTERN

LANTERNA SINALIZADORA
005686



L.80 /

T12945223A REAR LENS LANTERN

LENTE LANTERNA TRASEIRA
004471



8.100 / 8.140 / 8.140CO / 8.140CE / L.80 / 24.250 / 35.300 / 40.300 / 12.140H / 24.220 / 18.310 / 26.

T12953141 LENS LANTERN - FRONT

LENTE LANT. DIANT. ACRILICA
004475
TAC953161
2TA953161



14.150 / 14.220 / 16.170 / 16.220 / 24.250 / 35.300 / 12.140H / 16.220 LEITO / 24.220 / 35.300 LEITO

1.56 MACANETA HANDLE

111837225D INTERIOR

GATILHO MACANETA INT. PORTA L.E.
011264



12.140T / 12.170BT / 12.180 / 14.150 / 14.170BT / 14.180 / 14.220 / 16.170 / 16.220 / 16.300 / 24.

111837226D INTERIOR

GATILHO MACANETA INT. PORTA L.D.
011265



12.140T / 12.170BT / 12.180 / 14.150 / 14.170BT / 14.180 / 14.220 / 16.170 / 16.220 / 16.300 / 24.

211837020999 DOOR INNER HANDLE

MACANETA INTERNA PORTA - L.E.
005194
21183702021N
N



7.100 / 8.100 / 8.140 / L.80 / 12.140T / 12.170BT / 14.150 / 14.170BT / 14.220 / 16.170 / 16.220 / 16.

2R2837205 EXTERNAL HANDLE LH

MACANETA EXT. L.E. CONSTELLATION
016006



26.260 CONSTELLATION / 31.260 CONSTELLATION / 31.320E CONSTELLATION /

1.56 MACANETA

HANDLE

2R2837206 EXTERNAL HANDLE RH

MACANETA EXT. L.D. CONSTELLATION
016007



11.000 (85/...) / 24.250ECONSTELLATION / 17.250E CONSTELLATION / 19.320E

1.57 MANCAL

BEARING CAP

282711119 LEVER BEARING

MANCAL ALAVANCA TRAMBULADOR
005125



11.130 / 13.130 / 11.140 /

1.58 MANCAL DE EMBREAGEM

CLUTCH BEARING

2SK141165 CLUTCH BEARING F-4000

MANCAL EMBREAGEM C/CUBO
007159
125804 E
3373 S
1037 R
2R0141165B
2R0141165C
2S0141165B



8.150E / 9.150E / 8.150 EOD / 9.150EOD /

2T2141165H CLUTCH BEARING VW

MANCAL EMBREAGEM CONSTELLATION
014506
3397
1428
1426 R
2T2141165



24.250 / 13.180 / 15.180 / 17.250 /

2T2141165K CLUTCH BEARING VW

MANCAL EMBREAGEM CONSTELLATION
019466



17.230 ONIBUS / 17-280 CONSTELLATION
ADVANTECH / 17.230 OMD / 24-280

T13141161 CLUTCH BEARING =WITH

MANCAL EMBREAGEM C/CUBO E ROLAM.
004084
3362 S
1323 R
125800 E



11.130 / 13.130 / 14.140 / 11.140 / 12.140 / 7.110 /

TEG141165 CLUTCH BEARING

MANCAL EMBREAGEM C/ROLAMENTO
004082
125802 E
2R0141165
2R0141165A
L5535



7.100 / 8.100 / 8.140 / L.80 / 7.110 / 8.150E / 8.150 / 9.150E / 8.120 / 9.150OD / 8.120OD / 9.

TEG141165 F CLUTCH BEARING

MANCAL EMBREAGEM C/ROLAMENTO
022526



7.100 / 8.100 / 8.140 / L.80 / 7.110 / 8.150E / 8.150 / 9.150OD / 8.120OD / 9.150EOD / 6.140 / 7.

1.59 MANGUEIRA

HOSE

2R0145856C INTERCOOLER HOSE

MANGUEIRA INTERCOOLER
013644



8.150E / 9.150E / 13.170E / 15.170E / 13.180E / 15.180E / 15.190E / 8.150EOD / 9.150EOD / 8.

2RE129311A BREATHING ENGINE HOSE

MANG. RESPIRO MOTOR
017843



8.140 / 8.140CO / 8.140CE / 12.140T / 8.140CKD / 8.150 / 8.120 / 13.150 / 9.150OD / 8.120OD / 8.150

2SP145467 TURBO OIL RETURN HOSE

MANGUEIRA RETORNO OLEO TURBO
005169
TE3145467



12.170BT / 14.170BT / 16.170 / 16.200 / 13.190 / 13.170 / 15.170 / 17.210 CUMMINS EURO 2 / 23.

2TB121059A RADIATOR WATER HOSE

MANG. SUP. RADIADOR
012432



17.240OT / 18.310OT /

1.59 MANGUEIRA

HOSE

2VU121073 RADIATOR LOWER HOSE

MANGUEIRA INFERIOR RADIADOR
006021



17.300 / 24.220 CUMMINS BETONEIRA / 26.260 / 31.260 / 31.310 / 26.310 / 18.310 / 24.250 / 23.220

TAT129973 HOSE CONEXION FROM

MANG. LIG. TUBO INTERMED./TURBO
005551



12.140T / 8.140 / L.80 / 7.120 / 8.120 / 8.150 / 13.150 / 8.140CE / 8.140CO // 8.140CKD

TJG115451B BREATHING ELBOW HOSE

MANGUEIRA COTOVELO DO RESPIRO
005184
TJG115451BS S



12.170BT / 14.170BT / 16.170 / 16.200 /

1.60 MANGUEIRA SILICONE

SILICON HOSE

2RD129311 BREATHING TUBE HOSE


MANGUEIRA TUBO RESPIRO
005179
922908611844



7.100 / 8.100 /

2RK145467 TURBINE CONEXION HOSE

MANG. LIGACAO TURBINA =SILICONE AZUL=
005189
TJG145467
2T0145671A



14.220 / 16.220 / 16.220 LEITO / 24.220 /

3911935 RESPIRE ELBOW HOSE =


MANG. COTOV. RESP. =SILICONE AZUL=
021289
TJG115451BS S



16.170 / 12.170BT / 14.170BT / 16.200

TAL117231 HOSE CONEXION FROM

MANG. LIG. TUBO INTERC./TURBINA
005186



12.170BT / 14.170BT / 14.220 / 16.170 / 16.180CO / 16.210CO / 16.220 / 16.300 / 17.210OD /

TJG115451B S RESPIRE ELBOW HOSE =

MANG. COTOV. RESP. =SILICONE AZUL=
006653
TJG115451BS S



12.170BT / 14.170BT / 16.170 / 16.200 /

TQG117231 INTERCOOLER CONEXION

MANG. SILICONE INTERCOOLER =AZUL=
006923



12.170BT / 14.170BT / 14.220 / 16.170 / 16.180CO / 16.210CO / 16.220 / 16.300 / 17.210OD /

TQG117231 O SILICONE HOSE WITH

MANG. SILICONE INTERCOOLER =PRETO=
004993



12.170BT / 14.170BT / 14.220 / 16.170 / 16.180CO / 16.210CO / 16.220 / 16.300 / 17.210OD /

TRG117231A TURBINE CONEXION HOSE

MANGUEIRA LIGACAO TURBINA
005185
TRG117231
91HU6W650BA



24.250 / 35.300 /

1.61 MANOPLA

KNOB

2RR711259 SHIFT KNOB W/ VALVE

MANOPLA ALAV. CAMBIO C/VALVULA
007685
S2581
TJG711259



24.250 / 24.220 / 26.260 / 26.220 / 31.260 / 31.310 / 26.260E / 31.260E /

2T0711141 SHIFT KNOB

MANOPLA ALAVANCA CAMBIO
013397
6038323090
6005200241



18.310 /

TJG711141 SHIFT KNOB

MANOPLA ALAV. CAMBIO
012469



14.200 / 14.150 // 16.170 / 16.200 / 12.180 / 14.180 / 12.140H / 12.140T / 16.180CO / 13-190 / 15-

TJG711259B SHIFT KNOB

MANOPLA ALAVANCA CAMBIO
013492
2UU711259
S2574
S2571



16.300 / 24.250 / 35.300 / 40.300 / 26.310 / 31.310 / 35.300 LEITO / 40.300 LEITO / 24.250 CHILE /

1.62 MAQUINA DE VIDRO

WINDOW LIFTER MECHANISM

T00837502 WINDOW LIFTER

MAQUINA VIDRO L.D. PINHAO CURTO DE 1991
003751



6.90 / 7.90S / 11.130 / 13.130 / 14.210 / 16.210 /

1.63 MOLA SPRING

2R0301338 SPRING
MOLA MENOR 1,25 X 7,8 X 43,20 RETIFICADA
011573
0732041946



9.150OD / 8.120OD / 8.150 OD / 8.150 EOD / 9.150EOD / 8.150E PLUS / 9.150E CUMMINS

2R0609465 SPRING
MOLA GRANDE PATIM FREIO
012585



7.110 / 8.150E / 8.150 / 9.150E / 8.120 / 5.140
MWM DELIVERY / 9.150OD / 8.120OD / 8.150 OD

2RG607041 REAR BRAKE SHOE
MOLA SAPATA FREIO TRASEIRO
005328
800113




12.140T / 12.170BT / 12.180 / 14.150 / 14.170BT / 14.180 / 14.220 / 16.170 / 16.180CO / 16.210CO /

2RL109623 VALVE SPRING 5.9L SERIE
MOLA VALV. CUM. 5.9L SERIE B
004910




12.170BT / 14.170BT / 16.170 / 16.200 / 13.190 / 13.170 / 15.170 / 17.210 CUMMINS EURO 2 / 23.

2RP253891 ENGINE BRAKE PISTON
MOLA PISTAO FREIO MOTOR
017946



7.100 / 8.100 / 8.140 / 14.220 / 16.170 / 16.180CO / 16.210CO / 16.220 / 16.300 / 24.250 / 35.300 /

2TJ721619 SPRING
MOLA CABO ESTRANGULADOR
012578



16.210CO / 17.210OD / 17.240OT / 18.310OT / 13.180 / 15.180 / 17.210 MWM EURO 2 / 23.210 MWM

T06130553 BRAKE CYLINDER
MOLA RETENCAO CILINDRO FREIO
012571



6.90 / 7.90S / 7.110S / 7.90 /

T06609283 BRAKE SHOE RETAINER
MOLA RETENCAO SAPATA
004926




6.90 / 7.90S / 7.110S / 6.80 /

T13311983 TRAMBULATOR BUSHING
MOLA TRAMBULADOR CAMBIO
013503
4303939



12.140T / 12.170BT / 12.180 / 14.150 / 14.170BT / 14.180 / 16.170 / 16.180CO / 16.210CO / 12.

TAP721519 ACCELERATOR SPRING
MOLA ACELERADOR
012583



7.100 / 8.100 / 8.140 / 8.140CO / 8.140CE / L.80 / 12.140T / 12.170BT / 14.150 / 14.170BT / 16.170

TE3607033 BRAKE SHOE LOCK SPRING
MOLA TRAVA ROLETE SAPATA FREIO
005317



TEG721619A ACCELERATOR SPRING
MOLA ACELERADOR
012584



12.140H /

1.64 MOLDURA FRAME

2118372391232 RUBBER STRIP
MOLDURA MACANETA INT. PORTA =CINZA=
011263



7.100 / 8.100 / 8.140 / L.80 / 12.140T / 12.170BT / 14.150 / 14.170BT / 14.220 / 16.170 / 16.220 / 16.

1.65 MORINGA DRIVING SHAFT SLEEVE

2T0311807B GEARBOX DRIVING SHAFT
MORINGA CAMBIO ZF
018623
1297095108
0091302268



18.310 /

1.66 O'RING

O'RING

104061

RETENTOR PINO MANGA EIXO
023427



7.100 / 8.100 / 8.140 / 8.140CO / 8.140CE / L.80 / 8.140CKD / 7.90S / 7.110S / 8.150 / 7.120 / 8.120

2R0121437 O'RING WATER PUMP

O'RING VED. B'B AGUA PEQ. MWM X 10
006579
904931070781



7.100 / 8.100 / 8.140 / 8.140CO / 8.140CE / L.80 / 16.180CO / 16.210CO / 8.140CKD / 15.180EOD /

T06407373 SEALING RING

RETENTOR PINO MANGA EIXO
007447



7.100 / 8.100 / 8.140 / 8.140CO / 8.140CE / L.80 / 8.140CKD / 7.90S / 7.110S / 8.150 / 7.120 / 8.120

T11107125 SEAL RING

O'RING VEDACAO CAMISA MWM D 229
007755
604931301124



12.140H / 6.90 / 7.90S / 7.110S / 11.130 / 13.130 / 14.140 / 11.140 / 12.140 / 7.90 /

T12130803A O'RING INJ. PUMP GASKET

O'RING VEDACAO BOMBA INJETORA
006580
904931070121



12.180 / 14.150 / 14.180 / 16.180CO / 7.110S / 14.200 / 17.210 / 17.240OT / 18.310OT / 23.210 / 17.

TAE121853 JUNCTION TUBE GASKET

O'RING VEDACAO TUBO JUNCAO
006577



14.150 / 16.180CO / 14.200 / 14,150 CHILE /

1.67 PAINEL

PANEL

TJG807202 BUMPER PANEL

PAINEL ACABAM. PARACHOQUE L.D.
012594



14.150 / 14.220 / 16.170 / 16.220 / 24.250 / 35.300 / 12.140H / 16.220 LEITO / 24.220 / 35.300 LEITO

1.68 PARACHOQUE

BUMPER

2RD807124CTR R.H. BUMPER PROTECTIVE

PONTEIRA PARACHOQUE L.D.
004799



7.100 / 8.100 / 8.140 / L.80 /

2RL807103033 L.H. BUMPER PROTECTIVE

PONTEIRA PARACHOQUE L.E. =LUXO=
004804



24.250 / 40.300 / 24.220 / 17.210 / 17.220 / 17.300 / 26.300 / 13.170 / 15.170 / 13.150 / 13.180 / 15.

2S0807102B8A8 BUMPER PROTECTIVE

PONTEIRA PARACHOQUE L.D.
006018
2S0807102B



18.310 / 26.260 / 26.220 / 31.260 / 31.310 / 26.260E / 31.260E / 17.250E / 17.210 / 17.220 / 17.

2S0807103B8A8 BUMPER PROTECTIVE

PONTEIRA PARACHOQUE L.E.
006019
2S0807103B



18.310 / 26.260 / 26.220 / 31.260 / 31.310 / 26.260E / 31.260E / 17.250E / 17.210 / 17.220 / 17.

2S08071048A8 BUMPER WITHOUT

PONT. PARAC. S/SPOILER L.D. F.REDONDO
006756
2S0807102
2S08071028A8



18.310 / 26.260 / 26.310 / 17.250E / 17.210 / 17.220 / 17.310 / 23.250E / 13.170E / 15.170E / 15.

2T2807071N28 BUMPER

PARACHOQUE CONSTELLATION 19320
011891



26.260 CONSTELLATION / 31.260
CONSTELLATION / 31.320E CONSTELLATION /

2VF8071038A8 BUMPER PROTECTIVE

PONTEIRA PARACHOQUE L.E.
006059
2VF807103033



14.150 / 14.170BT / 14.180 / 14.220 / 16.170 / 16.180CO / 16.210CO / 16.220 / 16.300 / 17.210OD /

1.69 PARAFUSO SCREW

2R2803877F SCREW
PARAFUSO FILTRO SECADOR M12X1.50X30
017781
8101270144



24.250ECONSTELLATION / 17.250E
CONSTELLATION / 19.320E CONSTELLATION /

2RD999491 SCREW C 5.8 M10 X 30 X 1.
PARAF. SEXT. 5.8 M10 X 30 X 1.50
005258
TN000421X1
NFN605920DK
N0102304



7.100 / 24.250 / 40.300 / 24.220 / 18.310 / 26.260 /
26.310 / 26.220 / 31.260 / 31.310 / 26.260E / 31.

2RK103591 VALVE TAP SCREW
PARAF. TAMPA VALVULA CUMMINS
014542
3922639



14.220 / 16.220 / 16.300 / 24.250 / 35.300 / 40.300
/ 16.220 LEITO / 18.310 / 26.260 / 26.310 / 26.220

2RK129725 SCREW
PARAFUSO FIX. COL. ESCAPE
007951
3918109
TE3129725
TJG129725




/ 14.220 / 16.170 / 16.220 / 17.220 / 17.300 / 17.
310 / 18.310 / 24.250 / 26.260 / 26.300 / 26.310 /

2TD129593 SCREW - M10X1.5X70
PARAF. FIX. COL. ESCAPE - M10X1.5X70
006135
3930249
TE3129593



12.170BT / 14.170BT / 16.170 / 16.200 / 17.210 /
13.190 / 13.170 / 15.170 / 17.210 CUMMINS EURO

2VF999471 SCREW 8.8 M 8 X 20 X 1.25
PARAF. SEXT. 8.8 M8 X 20 X 1.25
005229



24.250 / 40.300 / 24.220 / 18.310 / 26.260 / 26.310
/ 26.220 / 31.260 / 31.310 / 26.260E / 31.260E /

2Z0409135 SCREW, HEX HD
PARAFUSO SUSP. MOLA TRAS.
014485



17.240OT / 18.310OT / 17.260EOT / 18.320EOT /

N0101193 SCREW C 8.8 M 12 X 25 X 1.
PARAF. SEXT. 8.8 M12 X 25 X 1.50
005221



6.90 / 7.90S / 7.110S /

N0101221 SCREW C 8.8 M 14 X 35 X 1.
PARAF. SEXT. 8.8 M14 X 35 X 1.50
005252



UNIVERSAL TODOS VEICULOS /

N0101673 SCREW C 8.8 M 12 X 110 X
PARAF. SEXT. 8.8 M12 X 110 X 1.50
005223
T2D899451




7.90S / 7.110S /

N0102187 SCREW C 5.8 M 6 X 25 X 1.
PARAFUSO SEXT. 5.8 M6 X 25 X 1.00
005221



UNIVERSAL TODOS VEICULOS /

N01024015 SCREW C 5.8 M 8 X 20 X 1.
PARAFUSO SEXT. 5.8 M8 X 20 X 1.25
005222



7.100 / 8.100 / 8.140 / L.80 / 7.110 / 8.150E / 8.
150 / 9.150E / 7.120 / 8.120 /

N0103506 SCREW C 5.8 M 8 X 50 X 1.
PARAF. SEXT. 5.8 M8 X 50 X 1.25
005265



12.180 / 14.150 / 14.180 / 12.140H / 6.90 / 7.90S /
7.110S /

N0401064 SCREW
PARAFUSO SUP. FILTRO M14X1,5X4,0
017780



UNIVERSAL TODOS VEICULOS /

N10023901 SCREW C 5.8 M 8 X 90 X 1.
PARAF. SEXT. 5.8 M8 X 90 X 1.25
005257



TODOS MODELOS /

N1024118 SCREW M 8 X 22 X 1.25
PARAFUSO SEXTAVADO M8 X 22 X 1.25
005214



TODOS MODELOS /

NF058676AB SCREW 1/2 X 1 X 3/4
PARAFUSO SEXTAVADO 1/2 X 1 X 3/4
005242



UNIVERSAL TODOS VEICULOS /

NF058721AB SCREW 5/8 - 11 X 2.0
PARAFUSO SEXT. 5.8 - 11 X 2.0
005215



TODOS MODELOS /

NF058725AB SCREW 5/8 - 11 X 3.0
PARAFUSO SEXTAVADO 5/8 - 11 X 3.0
005216



UNIVERSAL TODOS VEICULOS /

NFE602208C SCREW M 8 X 27 X 1.25
PARAF. SEXT. C/PONTA M8 X 27 X 1.25
005213



TODOS MODELOS /

NFE602373C SCREW C 8.8 M 10 X 25 X 1.
PARAFUSO SEXT. 8.8 M10 X 25 X 1.50
005247



TODOS MODELOS /

NFE800817E SCREW M 6 X 10 X 1.00
PARAFUSO SEXT. M6 X 10 X 1.00
005246



TODOS MODELOS /

NFN601218AB SCREW M 8 X 65 X 1.25
PARAFUSO SEXT. M8 X 65 X 1.25
005245



UNIVERSAL TODOS VEICULOS /

T14525873 SCREW
PARAF. MANCAL CARC. DIFERENCIAL M16X2,
014497
082460



12.140T / 12.170BT / 12.180 / 14.150 / 14.170BT
/ 14.180 / 12.140H / 14.200 / 13.170 / 13.150 / 13.

1.69 PARAFUSO

SCREW

TAF253227 SCREW ENGINE BRAKE

PARAF. SUPORTE FREIO MOTOR M8X16 (8.8)
017705
2RK109687A
TJG253227



7.100 / 8.100 / 8.140 / 8.140CO / 8.140CE / L.80 / 14.220 / 16.170 / 16.180CO / 16.210CO / 16.220 /

TAR411233A BEAM SPRING GABLE -

PARAF. ESPIGAO FEIXE MOLA TRASEIRO
004401



6.90 / 7.90S / 7.110S /

TH7299255 SCREW ENGINE BRAKE

PARAF. BORBOLETA FREIO MOTOR M6X16 (8.
017704



7.100 / 8.100 / 8.140 / 8.140CO / 8.140CE / L.80 / 14.220 / 16.170 / 16.180CO / 16.210CO / 16.220 /

TJG521153 SCREW

PARAFUSO CARDA
007329
F4HT4N272AA



/ 7.90S / 8.140 / 12.140 / 14.150 / 16.170 / 16.220

TMG521153 SCREW

PARAFUSO CARDA
007327



8.140 / 8.140CO / 8.140CE / L.80 / 12.140T / 12.170BT / 14.170BT / 14.220 / 16.180CO / 16.

TRA103385 CYLINDER HEAD SCREW

PARAF. CABECOTE MOTOR
013541
3920779



12.170BT / 14.170BT / 16.170 / 16.200 / 13.190 / 13.170 / 15.170 / 17.210 CUMMINS EURO 2 / 23.

1.70 PEDAL

PEDALS

TJG721139 BRAKE PEDAL

PEDAL FREIO
004098



7.100 / 8.100 / 8.140 / 8.140CO / 8.140CE / L.80 / 12.140T / 12.170BT / 12.180 / 14.150 / 14.170BT

1.71 PINO

PIN

2P0321143 PIN CUP

PINO COPO
011575



8.150E / 8.150 / 9.150E / 8.120 / 5.140 MWM DELIVERY / 8.150MWM DELIVERY /

2P0407361 STEERING KNUCKLE AXLE

PINO MANGA EIXO SIFCO - 33,00 X 157,7 (STD)
018950



5.140 MWM DELIVERY / 8.150 MWM DELIVERY / 8.150 EOD / 5.140 EOD /

2P0407361 10 KING PIN SIFCO - 33,10X157,

PINO MANGA EIXO SIFCO - 33,10 X 157,7 (0,10)
018951



5.140 MWM DELIVERY / 8.150 MWM DELIVERY / 8.150 EOD / 5.140 EOD /

2P0407361 20 KING PIN SIFCO - 33,20X157,

PINO MANGA EIXO SIFCO - 33,20 X 157,7 (0,20)
018952



5.140 MWM DELIVERY / 8.150 MWM DELIVERY / 5.140 EOD / 8.150 EOD /

2P0407361 30 KING PIN SIFCO - 33,30X157,

PINO MANGA EIXO SIFCO - 33,30 X 157,7 (0,30)
018953



5.140 MWM DELIVERY / 8.150 MWM DELIVERY / 8.150 EOD / 5.140 EOD /

2P0407361 40 KING PIN SIFCO - 33,40X157,

PINO MANGA EIXO SIFCO - 33,40 X 157,7 (0,40)
018954



5.140 MWM DELIVERY / 8.150 MWM DELIVERY / 8.150 EOD / 5.140 EOD /

2R0311593

JG. PINOS MOLAS TRAVA EIXO
023438
2RD311995F
2RD311995E



8.140CO / 8.140CE / 8.150E / 9.150E /

2R0321143A GEARBOX PIN CUP

PINO COPO CX. CAMBIO
011595
1307306170




9.150OD / 8.120OD / 8.150 OD / 8.150 EOD / 9.150EOD / 8.150E PLUS / 9.150E CUMMINS

1.71 PINO PIN

2R0407361010 STEERING KNUCKLE AXLE

PINO MANGA EIXO MERITOR - 31,45 X 180,0 (0, 016908



7.100 / 8.100 / 8.140 / 8.140CO / 8.140CE / 8.140CKD / 8.150E / 8.150 / 7.120 / 8.120 / 5.140

2R0407361020 STEERING KNUCKLE AXLE

PINO MANGA EIXO MERITOR - 31,55 X 180,0 (0, 016909



7.100 / 8.120 / 7.120 / 8.140 / 8.150 / 8.150E / 8.150EOD / 8.150OD / 9.150OD / 9.150EOD / 8.100 /

2R0407361030 STEERING KNUCKLE AXLE

PINO MANGA EIXO MERITOR - 31,65 X 180,0 (0, 016910



7.100 / 8.100 / 8.140 / 8.140CO / 8.140CE / 8.140CKD / 8.150E / 8.150 / 7.120 / 8.120 / 5.140

2R0407361A STEERING KNUCKLE AXLE

PINO MANGA EIXO SIFCO - 33,00 X 169,3 (STD) 010334 500053591A



8.150E / 8.150 / 9.150E / 7.120 / 8.120 / 8.150 MWM DELIVERY / 9.150OD / 8.120OD / 8.150 OD

2R0407361A010 STEERING KNUCKLE AXLE

PINO MANGA EIXO SIFCO - 33,10 X 169,3 (0,10) 016912 500053591B



8.150E / 8.150 / 9.150E / 7.120 / 8.120 / 8.150 MWM DELIVERY / 9.150OD / 8.120OD / 8.150 OD

2R0407361A020 STEERING KNUCKLE AXLE

PINO MANGA EIXO SIFCO - 33,20 X 169,3 (0,20) 016913 500053591C



8.150E / 8.150 / 9.150E / 7.120 / 8.120 / 8.150 MWM DELIVERY / 9.150OD / 8.120OD / 8.150 OD

2R0407361A030 STEERING KNUCKLE AXLE

PINO MANGA EIXO SIFCO - 33,30 X 169,3 (0,30) 016914 500053591D



8.150E / 8.150 / 9.150E / 7.120 / 8.120 / 8.150 MWM DELIVERY / 9.150OD / 8.120OD / 8.150 OD

2R0407361STD STEERING KNUCKLE AXLE


PINO MANGA EIXO MERITOR - 31,35 X 180,0 007452 2R0407687STD 2R0407687 2R0407361 VA021PSTD



7.100 / 8.100 / 8.140 / 8.140CO / 8.140CE / 8.140CKD / 8.150E / 8.150 / 7.120 / 8.120 / 5.140

2R4407361 STEERING KNUCKLE AXLE

PINO MANGA EIXO MERITOR - 31,75 X 180,0 016911



8.150 / 9.150EOD / 9.150 WORKER /

2RD398031 AXLE LOCK SPRING PIN

JOGO PINOS MOLAS TRAVA EIXO 005713 2RD311995F 2RD311995E



7.100 / 8.100 / 8.140 / 8.140CO / 8.140CE / L/80 / 8.140CKD / 7.110 / 8.150 / 7.120 / 8.120 / 9.

2RD407687010 STEERING KNUCKLE AXLE


PINO MANGA EIXO - 28,75 X 181,5 (0,10) 007440 VA069P010 VA017P010 T06407687010



7.100 / 8.100 / 8.140 / 8.140CO / 8.140CE / L/80 / 8.140CKD / 6.90 / 7.90S / 7.110S / 8.150 / 7.120 /

2RD407687020 STEERING KNUCKLE AXLE

PINO MANGA EIXO - 28,85 X 181,5 (0,20) 007441 VA069P020 VA017P020 T06407687020



7.100 / 8.100 / 8.140 / 8.140CO / 8.140CE / 8.140CKD / 6.90 / 7.90S / 7.110S / 7.120 / 8.120 / 6.

2RD407687030 STEERING KNUCKLE AXLE

PINO MANGA EIXO - 28,95 X 181,5 (0,30) 007442 VA069P030 VA017P030 T06407687030



7.100 / 8.100 / 8.140 / 8.140CO / 8.140CE / 8.140CKD / 6.90 / 7.90S / 7.110S / 7.120 / 8.120 / 6.

2RD407687STD STEERING KNUCKLE AXLE

PINO MANGA EIXO - 28,65 X 181,5 (STD) 007439 2RD407687 VA069PSTD VA017PSTD T06407687STD T06407687



7.100 / 8.100 / 8.140 / 8.140CO / 8.140CE / 8.140CKD / 6.90 / 7.90S / 7.110S / 7.120 / 8.120 / 6.

2RD8676518A8 RETAINING PIN

PRESILHA FIXACAO REVEST. =CINZA= 013548 2RD867651



7.100 / 7.110 / 8.150E / 8.150 / 9.150E / 7.120 / 8.120 / 5.140 MWM DELIVERY / 8.150 MWM

2TD407687 STEERING KNUCKLE AXLE

PINO MANGA EIXO MERITOR - 40,80 X 225,0 010340 085239



12.140T / 12.170BT / 12.140H / 13.170E / 13.180E / 13.190 / 13.170 / 13.150 / 13.180 /

2TD407687 10 STEERING KNUCKLE AXLE

PINO MANGA EIXO MERITOR - 40,90 X 225,0 (0, 019359



12.140T / 12.170BT / 12.140H / 13.170E / 13.180E / 13.190 / 13.170 / 13.150 / 13.180 /

2TD407687 20 STEERING KNUCKLE AXLE

PINO MANGA EIXO MERITOR - 41,00 X 225,0 (0, 019360



12.140T / 12.170BT / 13.150 / 13.180 / 13.190 / 12.140H / 13.170E / 13.180E / 13.170

2TD407687 30 STEERING KNUCKLE AXLE

PINO MANGA EIXO MERITOR - 41,10 X 225,0 (0, 019361



12.140T / 12.170BT / 12.140H / 13.170E / 13.180E / 13.190 / 13.170 / 13.150 / 13.180 /

T11407687 STEERING KNUCKLE AXLE

PINO MANGA EIXO MERITOR - 40,80 X 233,0 010346



/ 12.140H / 12.170BT / 12.140T / 11.130 / 11.140 / 14.140 / 13.130

T11407687 10 STEERING KNUCKLE AXLE

PINO MANGA EIXO MERITOR - 40,90 X 233,0 (0, 019356



12.140H / 12.170BT / 12.140T / 11.130 / 11.140 / 14.140 / 13.130 /

T11407687 20 STEERING KNUCKLE AXLE

PINO MANGA EIXO MERITOR - 41,00 X 233,0 (0, 019357



12.140T / 12.170BT / 12.140H / 11.130 / 13.130 / 14.140 / 11.140 /

T11407687 30 STEERING KNUCKLE AXLE

PINO MANGA EIXO MERITOR - 41,10 X 233,0 (0, 019358



12.140T / 12.170BT / 12.140H / 11.130 / 13.130 / 14.140 / 11.140 /

T11711291 TRANSMISSION LEVER PIN

PINO ALAVANCA CAMBIO 005129



6.90 / 11.130 / 13.130 /

1.72 PINO

PIN

T13311995A PIN

PINO ELASTICO GARFO CX. CAMBIO
013590
14J001818



7.100 / 8.100 / 8.140 / 8.140CO / 8.140CE / L.80 / 12.140T / 12.170BT / 14.170BT / 16.170 / 16.

T16407687 STEERING KNUCKLE AXLE

PINO MANGA EIXO SIFCO - 45,55 X 264,5 (STD)
006823
2S0407361A



12.180 / 14.150 / 14.170BT / 14.180 / 14.220 / 16.170 / 16.220 / 16.300 / 24.250 / 35.300 / 40.300 /

T16407687 10 STEERING KNUCKLE AXLE

PINO MANGA EIXO SIFCO - 45,65 X 264,5 (0,10)
006870
2S0407361A 10



12.180 / 14.150 / 14.170BT / 14.180 / 14.220 / 16.170 / 16.220 / 16.300 / 24.250 / 35.300 / 40.300 /

T16407687 20 STEERING KNUCKLE AXLE

PINO MANGA EIXO SIFCO - 45,75 X 264,5 (0,20)
006871
2S0407361A 20



16.210 / 12.180 / 14.150 / 14.170BT / 14.180 / 14.200 / 14.220 / 16.170 / 16.200 / 16.220 / 16.300 /

T16407687 30 STEERING KNUCKLE AXLE


PINO MANGA EIXO SIFCO - 45,85 X 264,5 (0,30)
016907
2S0407361A 30



12.180 / 14.150 / 14.170BT / 14.180 / 14.220 / 16.170 / 16.220 / 16.300 / 24.250 / 35.300 / 40.300 /

T16407687A STEERING KNUCKLE AXLE

PINO MANGA EIXO BRAS - 45,55 X 256,5 (STD)
006872
085212



12.180 / 14.150 / 14.170BT / 14.180 / 14.220 / 16.170 / 16.180CO / 16.210CO / 16.220 / 16.300 / 17.

T16407687A 10 STEERING KNUCKLE AXLE

PINO MANGA EIXO BRAS - 45,65 X 256,5 (0,10)
006873



12.180 / 14.150 / 14.170BT / 14.180 / 14.220 / 16.170 / 16.180CO / 16.210CO / 16.220 / 16.300 / 17.

T16407687A 20 STEERING KNUCKLE AXLE

PINO MANGA EIXO BRAS - 45,75 X 256,5 (0,20)
006874



/ 14.200 / 14.150 / 14.220 / 16.170 / 16.220 / 16.300 / 14.170BT / 12.180 / 14.180 / 16.180CO / 16.

T16407687A 30 STEERING KNUCKLE AXLE

PINO MANGA EIXO BRASEIXOS - 45,85 X 256,5
016906



12.180 / 14.150 / 14.170BT / 14.180 / 14.220 / 16.170 / 16.180CO / 16.210CO / 16.220 / 16.300 / 17.

TJG141883 PIN

PINO ESFERICO GARFO EMBREAGEM
011201
2R0311613



7.100 / 8.100 / 8.140 / 8.140CO / 8.140CE / L.80 / 12.140T / 8.140CKD / 12.140H / 7.110 / 8.150 / 7.

1.73 PISTA

SUPPORT

2P0407545 TRACK BUSHING

PISTA BUCHA CHIME
018956



8.150 MWM DELIVERY / 5.140 EOD / 8.150 EOD / 5.140 MWM DELIVERY /

2R0407545 STEERING KNUCKLE

PISTA BUCHA CHIME
019835



7.100 / 8.100 / 8.140 / 8.140CO / 8.140CE / 8.140CKD / 8.150E / 8.150 / 9.150E / 7.120 / 8.120 /

T06407545

PISTA BUCHA CHIME
019831



6.80 / 6.90 / 7.90S / 7.110S / 7.100 / 8.140 / 8.100 / L.80 /

T11407545

PISTA BUCHA CHIME
019833



11.130 / 13.130 / 14.140 / 11.140 / 12.140T / 12.170BT / 12.140H /

T16407545

PISTA BUCHA CHIME
019837



14.150 / 14.170BT / 14.220 / 16.170 / 16.220 / 16.300 / 24.250 / 35.300 / 40.300 / 16.220 LEITO /

1.74 PISTAO

PISTON

TJG311733 TRANSMISSION BRAKE

PISTAO FREIO TRANSMISSAO
005109



16.300 / 24.250 / 35.300 / 40.300 / 26.260 / 26.310 / 26.220 / 31.260 / 31.310 / 26.260E / 31.260E /

1.75 POLIA

PULLEY

2R0903119A FAN BELT PULLEY

POLIA ESTIC. CORREIA
018036
2R0903119E



24.250 / 40.300 / 24.220 / 18.310 / 26.260 / 26.310 / 26.220 / 31.260 / 31.310 / 26.260E / 31.260E /

2R0903119B FAN BELT PULLEY

POLIA ESTIC. CORREIA
018035



17.250E / 23.250E / 24.250E / 8.150E / 13.170E / 15.170E / 15.190E / 9.150E / 15.180E / 13.180E /

2R0903119C PULLEY TENSOR BELT

POLIA ESTIC. CORREIA
018038
961003810104
2P0903119B



15.180EOD / 15.190EOD / 26.260E / 31.260E / 26.260 CONSTELLATION / 31.260

2R0903119D PULLEY FAN BELT

POLIA ESTIC. CORREIA
018033
961003800014



13.170E / 15.170E / 13.180E / 15.180E / 15.190E / 15.180EOD / 15.190EOD / 17.260EOT / 18.

2T0105253B CRANK SHAFT PULLEY

POLIA VIRABREQUIM
014033
4896773
3999913
2R0105253
BG5X6312A



17.250E / 23.250E / 24.250E / 8.150E / 13.170E / 15.170E / 9.150EOD / 8.150EOD / 9.150E

2T0903165 FAN BELT PULLEY

POLIA ESTIC. CORREIA
018034
3971876
2T0903119



8.150E / 17.250E / 17.220 / 17.310 / 18.310 / 26.260 / 26.310 / 13.170E / 15.170E / 23.250E / 15.

2Z0903119A FAN BELT PULLEY

POLIA ESTIC. CORREIA
007230
3970737



26.260 CONSTELLATION / 31.260
CONSTELLATION / 31.320E CONSTELLATION /

TRA903119 FAN BELT PULLEY

POLIA ESTIC. CORREIA
018037
3352874



7.100 / 8.100 / 8.140 / 8.140CO / 8.140CE / L.80 / 12.140T / 12.170BT / 12.180 / 14.150 / 14.170BT

1.76 PONTEIRA

PROTECTIVE

2P0253121A MUFFLER

SILENCIOSO
018278



5.140 MWM DELIVERY / 8.150 MWM DELIVERY /

2P0253683 TUBE

PONTEIRA SILENCIOSO SAIDA LATERAL
018280



5.140 MWM DELIVERY / 8.150 MWM DELIVERY /

2RD253683 TUBE

PONTEIRA TRAS. SILENCIOSO
018288



7.100 / 8.100 / 8.140 / 8.140CO / 8.140CE / 12.140T / 8.140CKD / 7.110 / 8.150 / 7.120 / 8.120 /

1.77 PORCA

NUT

2RD407672 FRONT WHEEL CASTLE

PORCA CASTELO RODA DIANTEIRA
005665
088450



7.100 / 8.100 / 8.140 / 8.140CO / 8.140CE / L.80 / 8.140CKD / 6.90 / 7.90S / 7.110S / 7.110 / 7.90 /

2RP511199 NUT DEGREE 5 CLASS 2B

PORCA SEXTAVADA GRAU 5 CLASSE 2B
004371
TAG411235



16.180CO / 16.210CO / 17.210OD / 15.180EOD / 15.190EOD / 15.180E /

2RR399181 NUT

PORCA HASTE ROSCA ESQ. CX CAMBIO
018032
020926



16.300 / 24.250 / 35.300 / 40.300 / 26.260 / 26.310 / 26.220 / 31.260 / 31.310 / 26.260E / 31.260E /

2RR599213 SCREW NUT "V" SUSP. 6X4

PORCA PARAF. TIRANTE "V" SUSP.6X4
012348



24.250 / 24.220 / 26.260 / 26.310 / 26.220 / 31.260 / 31.310 / 26.260E / 31.260E / 26.260

1.77 PORCA

NUT

N011004 NUT 13

PORCA SEXTAVADA LINHA METRICA DIN 13
004381



UNIVERSAL TODOS VEICULOS /

N0110212 DOUBLE NUT CLASS 2B

PORCA SEXTAVADA DUPLA CLASSE 2B
004374



UNIVERSAL TODOS VEICULOS /

N0111862 LOCK NUT WITH NYLON

PORCA SEXT. A. TRAVANTE C/ NYLON
004386



UNIVERSAL TODOS VEICULOS /

N0221461 LOCK NUT CLASS 8 M8 X 1.

PORCA SEXT. A. TRAV. CL. 8 M8 X 1.25
005261



UNIVERSAL TODOS VEICULOS /

N0221491 NUT

PORCA SEXT. A. TRAVANTE ZINCADA
004384



UNIVERSAL TODOS VEICULOS /

NF033848AB NUT DEGREE 5 CLASS 2B

PORCA SEXTAVADA GRAU 5 CLASSE 2B
022516
TAG411235



UNIVERSAL TODOS VEICULOS

NF033850AB NUT DEGREE 8 CLASS 2B

PORCA SEXTAVADA GRAU 8 CLASSE 2B
004376



UNIVERSAL TODOS VEICULOS /

NF055718AB NUT

PORCA SEXTAVADA DE TORQUE ZINCADA
004373



UNIVERSAL TODOS VEICULOS /

NF386180AB LOCK NUT

PORCA SEXT. ROSCA UNF 7/16-20 FIOS
012390



UNIVERSAL TODOS VEICULOS /

NF386478AA LOCK NUT

PORCA SEXT. 1/4"
007644



7.100 / 8.100 / 8.140 / 8.140CO / 8.140CE / 12.140T / 12.170BT / 12.180 / 14.150 / 14.170BT /

NFE826238KA NUT

PORCA SEXT. LINHA METR. CLASSE 8
004382



UNIVERSAL TODOS VEICULOS /

NF620481DF NUT

PORCA SEXT. LINHA METRICA CLASSE 8
004383
WHT005132
N620481S36



12.170BT / 12.180 / 14.150 / 14.170BT / 14.180 / 14.220 / 16.220 / 16.300 / 24.250 / 35.300 / 40.300

T06599517 NUT

PORCA SEXTAVADA DE TORQUE ZINCADA
004370



UNIVERSAL TODOS VEICULOS /

T11407751 NUT

PORCA CHAVETA MANGA EIXO
007853
088029



12.140T / 12.170BT / 12.180 / 14.150 / 14.170BT / 14.180 / 14.220 / 16.180CO / 16.210CO / 17.

T11407759 NUT 5/8X18 UNF

PORCA PO 5/8X18 UNF
020265
088019



12.140T / 12.170BT / 12.140H / 13.170E / 13.180E / 13.190 / 13.170 / 13.150 / 13.180

T13407671 REAR AXLE OUTER NUT

PORCA EXTERNA MANGA EIXO L.E
005110



11.130 / 13.130 / 14.140 / 14.210 / 16.210 /

T14501275 NUT 5/8X18 UNF

PORCA PO 5/8X18 UNF
018457
088019



12.180 / 14.150 / 14.170BT / 14.180 / 14.220 / 16.170 / 16.220 / 16.300 / 24.250 / 35.300 / 40.300 /

TE3145903A COMPRESSOR FIXATION

PORCA FIX. COMPR. CLASSE 8 M12 X 1.75
005256
2T0145903



14.220 / 16.170 / 16.220 / 16.300 / 24.250 / 35.300 / 40.300 / 16.220 LEITO / 35.300H /

TE3607473 NUT ZH CLASS 2B

PORCA SEXTAVADA ZH CLASSE 2B
004375
NL2101Z
800552
2TA607473



7.100 / 8.100 / 8.140 / 8.140CO / 8.140CE / L.80 / 12.140T / 12.170BT / 12.180 / 14.150 / 14.170BT

TJG145457 TURBINE STUD NUT

PORCA PRISIONEIRO TURBINA
012699
3818824



12.170BT / 14.170BT / 14.220 / 16.170 / 16.220 / 16.300 / 24.250 / 35.300 / 40.300 / 16.200 / 18.310

TJG399181A NUT

PORCA HASTE ROSCA DIR. CX CAMBIO
018031
X9802



16.300 / 24.250 / 35.300 / 40.300 / 26.260 / 26.310 / 26.220 / 31.260 / 31.310 / 26.260E / 31.260E /

TJG915415 WING NUT

PORCA BORBOLETA
018230



L.80 / 12.140T / 12.170BT / 12.180 / 14.150 / 14.170BT / 14.180 / 14.220 / 16.170 / 16.220 / 16.300

TMG525231 NUT

PORCA CAIXA SATELITE L.D.
018120
003269



16.210CO / 17.210OD / 15.180EOD / 15.190EOD / 17.250E / 17.210 / 17.220 / 17.300 / 17.310 / 17.

1.78 PORTA-OBJETO OBJECT HOLDER

85HBE23862AB STORAGE COMPARTMENT

PORTA OBJETOS PORTA L.D.
011958



1.79 PRESILHA CLAMP

133857119 GLOVE COMPARTMENT

PRESILHA TRAVA PORTA LUVÁ
005198



14.150 / 16.170 / 16.220 / 35.300 / 12.140H / 16.220 LEITO / 24.220 / 35.300 LEITO / 14.200 /

281853695B CLAMP

PRESILHA GRADE ATE 92
013124



14.150 / 14.220 / 16.170 / 16.220 / 24.250 / 35.300 / 12.140H / 24.220 / 6.90 / 7.90S / 7.110S / 7.90 /

NFE466025AA CLAMP

PRESILHA FIX. PAINEL INSTR.
011260



12.140T / 12.170BT / 14.150 / 14.170BT / 14.220 / 16.170 / 16.220 / 16.300 / 24.250 / 35.300 / 12.

1.80 PRISIONEIRO DE ACO STEEL STUD

T11129863 EXHAUST MANIF. STUD - 10

PRIS. COLETOR ESCAPE - 10MM X 57MM
005664
922903510014



12.140H / 11.130 / 13.130 / 11.140 / 12.140 /

T12501224 BOLT WHEEL HUB REAR

PRIS. CUBO RODA TRASEIRA
018462



12.140T / 12.170BT / 12.180 / 12.140H / 13.170E / 13.180E / 13.170 / 13.150 / 13.180 / 13-190 / 13.

TJG145455 STUD M10 X 1,5 X 42

PRISIONEIRO ACO TURBINA
012698
602011081030
TAE130113
3818823



/ 17.250E / 12.170BT / 13.170 / 13.190 / 14.170BT / 14.220 / 15.170 / 16.170 / 16.200 / 16.220

TL7129863 STUD

PRISIONEIRO COLETOR ADMISSAO
012887
602011081030
TAE130113
3818823



/ 7.110S / 7.100 / 8.100 / 8.120 / 8.150 / 9.150OD / 8.140 / 8.140CO / 8.140CE / L.80 / 12.140T / 12.

1.81 PROTETOR PROTECTOR

2RG863521 INTERNAL FINISHING L.H.

PROTETOR CALOR L.E.
015925



12.170BT / 14.170BT / 14.220 / 16.170 / 16.220 / 16.300 / 24.250 / 35.300 / 40.300 / 16.220 LEITO /

2RG863522 INTERNAL FINISHING R.H.

PROTETOR CALOR L.D.
015924



12.170BT / 14.170BT / 14.220 / 16.170 / 16.220 / 16.300 / 24.250 / 35.300 / 40.300 / 16.220 LEITO /

1.82 RELE RELAYS

TJG953277 TRAFFIC WARNING LAMP

RELE LUZES EMERGENCIA

004957
1119532272



6.90 / 7.90S / 7.110 /

1.83 REPARO MANGA DE EIXO KING PIN REPAIR KIT

2P0498629 KING PIN SET =SIFCO= 33,
REP. MANGA CPL. P/1LD =SIFCO= 33,00X157,7
018957



5.140 MWM DELIVERY / 8.150EOD / 5.140 EOD /
8.150MWM DELIVERY /

2P0498629 10 KING PIN SET =SIFCO= 33,
REP. MANGA CPL. P/1LD =SIFCO= 33,10X157,7
018958



5.140 MWM DELIVERY / 8.150EOD / 5.140 EOD /
8.150MWM DELIVERY /

2P0498629 20 KING PIN SET =SIFCO= 33,
REP. MANGA CPL. P/1LD =SIFCO= 33,20X157,7
018959



5.140 MWM DELIVERY / 8.150 MWM DELIVERY /
8.150 EOD / 5.140 EOD /

2P0498629 30 KING PIN SET =SIFCO= 33,
REP. MANGA CPL. P/1LD =SIFCO= 33,30X157,7
018960



5.140 MWM DELIVERY / 8.150 MWM DELIVERY /
8.150 EOD / 5.140 EOD /

2P0498629 40 KING PIN SET =SIFCO= 33,
REP. MANGA CPL. P/1LD =SIFCO= 33,40X157,7
018961



5.140 MWM DELIVERY / 8.150 MWM DELIVERY /
8.150 EOD / 5.140 EOD /

2P0498629CH KING PIN SET =SIFCO= 33,
REP. MANGA CPL. P/1LD =SIFCO= 33,00X157,7
019820



5.140 MWM DELIVERY / 8.150EOD / 5.140 EOD /
8.150MWM DELIVERY /

2P0498629CH 10 KING PIN SET =SIFCO= 33,
REP. MANGA CPL. P/1LD =SIFCO= 33,10X157,7
019821



5.140 MWM DELIVERY / 8.150EOD / 5.140 EOD /
8.150MWM DELIVERY /

2P0498629CH 20 KING PIN SET =SIFCO= 33,
REP. MANGA CPL. P/1LD =SIFCO= 33,20X157,7
019822



5.140 MWM DELIVERY / 8.150EOD / 5.140 EOD /
8.150MWM DELIVERY /

2P0498629CH 30 KING PIN SET =SIFCO= 33,
REP. MANGA CPL. P/1LD =SIFCO= 33,30X157,7
019823



5.140 MWM DELIVERY / 8.150EOD / 5.140 EOD /
8.150MWM DELIVERY /

2P0498629CH 40 KING PIN SET =SIFCO= 33,
REP. MANGA CPL. P/1LD =SIFCO= 33,40X157,7
019824



5.140 MWM DELIVERY / 8.150EOD / 5.140 EOD /
8.150MWM DELIVERY /

2R0498629A KING PIN KIT =SIFCO= 33,
REP. MANGA CPL. P/1LD =SIFCO= 33,00X169,3
010318
2RF498629



8.100 / 8.150E / 8.150 / 9.150E / 7.120 / 8.120 / 8.
150 MWM DELIVERY / 9.150OD / 8.120OD / 8.150

2R0498629A 10 KING PIN KIT =SIFCO= 33,
REP. MANGA CPL. P/1LD =SIFCO= 33,10X169,3
017692
2RF498629 10



8.100 / 8.150E / 8.150 / 9.150E / 7.120 / 8.120 / 8.
150 MWM DELIVERY / 9.150OD / 8.120OD / 8.150

2R0498629A 20 KING PIN KIT =SIFCO= 33,
REP. MANGA CPL. P/1LD =SIFCO= 33,20X169,3
017693
2RF498629 20



8.100 / 8.150E / 8.150 / 9.150E / 7.120 / 8.120 / 8.
150 MWM DELIVERY / 9.150OD / 8.120OD / 8.150

2R0498629A 30 KING PIN KIT =SIFCO= 33,
REP. MANGA CPL. P/1LD =SIFCO= 33,30X169,3
017694
2RF498629 30



8.100 / 8.150E / 8.150 / 9.150E / 7.120 / 8.120 / 8.
150 MWM DELIVERY / 9.150OD / 8.120OD / 8.150

2R0498629A 40 KING PIN KIT =SIFCO= 33,
REP. MANGA CPL. P/1LD =SIFCO= 33,40X169,3
018933
2RF498629 40



8.100 / 8.150E / 8.150 / 9.150E / 7.120 / 8.120 / 8.
150 MWM DELIVERY / 9.150OD / 8.120OD / 8.150

2R0498629ACH 0 KING PIN KIT =SIFCO= 33,
REP. MANGA CPL. P/1LD =SIFCO= 33,00 =STD=
019870



8.100 / 8.150E / 8.150 / 9.150E / 7.120 / 8.120 / 8.
150 MWM DELIVERY / 9.150OD / 8.120OD / 8.150

1.83 REPARO MANGA DE EIXO

KING PIN REPAIR KIT

2R0498629ACH 10 KING PIN KIT =SIFCO= 33,

REP. MANGA CPL. P/1LD.=SIFCO= 33,10 =0,10= 019871



8.100 / 8.150E / 8.150 / 9.150E / 7.120 / 8.120 / 8.150 MWM DELIVERY / 9.150OD / 8.120OD / 8.150

2R0498629ACH 20 KING PIN KIT =SIFCO= 33,

REP. MANGA CPL. P/1LD.=SIFCO= 33,20 =0,20= 019872



8.100 / 8.150E / 8.150 / 9.150E / 7.120 / 8.120 / 8.150 MWM DELIVERY / 9.150OD / 8.120OD / 8.150

2R0498629ACH 30 KING PIN KIT =SIFCO= 33,

REP. MANGA CPL. P/1LD.=SIFCO= 33,30 =0,30= 019873



8.100 / 8.150E / 8.150 / 9.150E / 7.120 / 8.120 / 8.150 MWM DELIVERY / 9.150OD / 8.120OD / 8.150

2R0498629ACH 40 KING PIN KIT =SIFCO= 33,

REP. MANGA CPL. P/1LD.=SIFCO= 33,40 =0,40= 019874



8.100 / 8.150E / 8.150 / 9.150E / 7.120 / 8.120 / 8.150 MWM DELIVERY / 9.150OD / 8.120OD / 8.150

2R0498629G 0 KING PIN KIT =SIFCO= 33,

REP. MANGA CPL. P/1LD.=SIFCO= 33,00X169,3 024044



8.150 EOD / 9.150EOD / 9.160 OD / 8.160 OD EURO V / 9.160 OD EURO V / 5.150 OD EURO V /

2R0498629G 10 KING PIN KIT =SIFCO= 33,

REP. MANGA CPL. P/1LD.=SIFCO= 33,10X169,3 024045



9.160 OD / 9.150EOD / 8.150 EOD /

2R0498629G 20 KING PIN KIT =SIFCO= 33,

REP. MANGA CPL. P/1LD.=SIFCO= 33,20X169,3 024046



8.150 EOD / 9.150EOD / 9.160 OD /

2R0498629G 30 KING PIN KIT =SIFCO= 33,

REP. MANGA CPL. P/1LD.=SIFCO= 33,30X169,3 024047



8.150 EOD / 9.150EOD / 9.160 OD /

2R0498629G 40 KING PIN KIT =SIFCO= 33,

REP. MANGA CPL. P/1LD.=SIFCO= 33,40X169,3 024048



8.150 EOD / 9.150EOD / 9.160 OD /

2R0498629GCH 0 KING PIN KIT =SIFCO= 33,

REP. MANGA CPL. P/1LD.=SIFCO= 33,00X169,3 024141



8.150 EOD / 9.150EOD / 9.160 OD /

2R0498629GCH 10 KING PIN KIT =SIFCO= 33,

REP. MANGA CPL. P/1LD.=SIFCO= 33,10X169,3 024142



8.150 EOD / 9.150EOD / 9.160 OD /

2R0498629GCH 20 KING PIN KIT =SIFCO= 33,

REP. MANGA CPL. P/1LD.=SIFCO= 33,20X169,3 024143



8.150 EOD / 9.150EOD / 9.160 OD /

2R0498629GCH 30 KING PIN KIT =SIFCO= 33,

REP. MANGA CPL. P/1LD.=SIFCO= 33,30X169,3 024144



8.150 EOD / 9.150EOD / 9.160 OD /

2R4498629 KING PIN KIT =MERITOR=

REP. MANGA CPL. P/1LD.=MERITOR= 31,75MM 024383



9.150 WORKER / 8.150 EOD EIXO BITOLA MODIFICADA / 9.150 EOD EIXO BITOLA

2R4498629CH KING PIN KIT =MERITOR=

REP. MANGA CPL. P/1LD.=MERITOR= 31,75MM 024387



8.150 EOD EIXO BITOLA MODIFICADA / 9.150 EOD EIXO BITOLA MODIFICADA /

2TD498629 KING PIN SET 40,80X225,

REP. MANGA CPL. P/1LD.=MERITOR= 40, 010319 805795



13.170E / 15.170E / 13.190 / 13.170 / 13.150 / 13.180 /

2TD498629 10 KING PIN SET 40,90X225,

REP. MANGA CPL. P/1LD.=MERITOR=40, 019369 805795 10



13.170E / 15.170E / 13.190 / 13.170 / 13.150 / 13.180 /

2TD498629 20 KING PIN SET 41,00X225,

REP. MANGA CPL. P/1LD.=MERITOR=41, 019370 807795 20



13.170E / 15.170E / 13.190 / 13.170 / 13.150 / 13.180 /

2TD498629 30 KING PIN SET 41,10X225,

REP. MANGA CPL. P/1LD.=MERITOR=41, 019371 805795 30



13.170E / 15.170E / 13.190 / 13.170 / 13.150 / 13.180 /

2TD498629CH 0 KING PIN SET 40,80X225MM

REP. MANGA CPL. P/1LD.=MERITOR= 40, 019858



13.170E / 15.170E / 13.190 / 13.170 / 13.150 / 13.180 /

2TD498629CH 10 KING PIN SET 40,90X225MM

REP. MANGA CPL. P/1LD.=MERITOR= 40, 019859



13.170E / 15.170E / 13.190 / 13.170 / 13.150 / 13.180 /

2TD498629CH 20 KING PIN SET 41,00X225MM

REP. MANGA CPL. P/1LD.=MERITOR= 41, 019860



13.170E / 15.170E / 13.190 / 13.170 / 13.150 / 13.180 /

2TD498629CH 30 KING PIN SET 41,10X225MM

REP. MANGA CPL. P/1LD.=MERITOR= 41, 019861



13.170E / 15.170E / 13.190 / 13.170 / 13.150 / 13.180 /

2VC498629 KING PIN KIT =MERITOR=

REP. MANGA CPL. P/1LD.=MERITOR= 31,35MM 010317 805709 2R0498629



7.100 / 8.100 / 8.140 / 8.140CO / 8.140CE / 8.140CKD / 8.150E / 8.150 / 9.150E / 7.120 / 8.120 /

1.83 REPARO MANGA DE EIXO KING PIN REPAIR KIT

2VC498629 10 KING PIN KIT =MERITOR=
REP. MANGA CPL. P/1LD.=MERITOR= 31,45MM
017695
2R0498629 10

7.100 / 8.100 / 8.140 / 8.140CO / 8.140CE / 8.140CKD / 8.150E / 8.150 / 9.150E / 7.120 / 8.120 /

2VC498629 20 KING PIN KIT =MERITOR=
REP. MANGA CPL. P/1LD.=MERITOR= 31,55MM
017696
2R0498629 20

7.100 / 8.100 / 8.140 / 8.140CO / 8.140CE / 8.140CKD / 8.150E / 8.150 / 9.150E / 7.120 / 8.120 /

2VC498629 30 KING PIN KIT =MERITOR=
REP. MANGA CPL. P/1LD.=MERITOR= 31,65MM
017697
2R0498629 30

7.100 / 8.100 / 8.140 / 8.140CO / 8.140CE / 8.140CKD / 8.150E / 8.150 / 9.150E / 7.120 / 8.120 /

2VC498629CH 0 KING PIN KIT =MERITOR=
REP. MANGA CPL. P/1LD.=MERITOR= 31,35MM
019866
2R0498629CH 0

7.100 / 8.100 / 8.140 / 8.140CO / 8.140CE / 8.140CKD / 8.150E / 8.150 / 9.150E / 7.120 / 8.120 /

2VC498629CH 10 KING PIN KIT =MERITOR=
REP. MANGA CPL. P/1LD.=MERITOR= 31,45MM
019867
2R0498629CH 10

7.100 / 8.100 / 8.140 / 8.140CO / 8.140CE / 8.140CKD / 8.150E / 8.150 / 9.150E / 7.120 / 8.120 /

2VC498629CH 20 KING PIN KIT =MERITOR=
REP. MANGA CPL. P/1LD.=MERITOR= 31,55MM
019868
2R0498629CH 20

7.100 / 8.100 / 8.140 / 8.140CO / 8.140CE / 8.140CKD / 8.150E / 8.150 / 9.150E / 7.120 / 8.120 /

2VC498629CH 30 KING PIN KIT =MERITOR=
REP. MANGA CPL. P/1LD.=MERITOR= 31,65MM
019869
2R0498629CH 30

7.100 / 8.100 / 8.140 / 8.140CO / 8.140CE / 8.140CKD / 8.150E / 8.150 / 9.150E / 7.120 / 8.120 /

T06498629 KING PIN KIT 28,65X181,5 =
REP. MANGA CPL. P/1LD.=BRAS= 28,65X181,5
007857
8056656
2RD498629

7.100 / 8.100 / 8.140 / L.80 / 6.90 / 7.90S / 7.110S / 7.110 / 8.150 / 7.120 / 8.120 / 6.80 /

T06498629 10 KING PIN KIT 28,75X181,5 =
REP. MANGA CPL. P/1LD.=BRAS= 28,75X181,5
017698
805665 10
2RD498629 10

7.100 / 8.100 / 8.140 / L.80 / 6.90 / 7.90S / 7.110S / 7.110 / 8.150 / 7.120 / 8.120 / 6.80 /

T06498629 20 KING PIN KIT 28,85X181,5 =
REP. MANGA CPL. P/1LD.=BRAS= 28,85X181,5
017699
805665 20
2RD498629 20

7.100 / 8.100 / 8.140 / L.80 / 6.90 / 7.90S / 7.110S / 7.110 / 8.150 / 7.120 / 8.120 / 6.80 /

T06498629 30 KING PIN KIT 28,95X181,5 =
REP. MANGA CPL. P/1LD.=BRAS= 28,95X181,5
017700
2RD498629 30

7.100 / 8.100 / 8.140 / L.80 / 6.90 / 7.90S / 7.110S / 7.110 / 8.150 / 7.120 / 8.120 / 6.80 /

T06498629CH 0 KING PIN KIT 28,65X181,5 =
REP. MANGA CPL. P/1LD.=BRAS= 28,65X181,5
019846
2RD498629CH

7.100 / 8.100 / 8.140 / L.80 / 6.90 / 7.90S / 7.110S / 6.80 /

T06498629CH 10 KING PIN KIT 28,75X181,5 =
REP. MANGA CPL. P/1LD.=BRAS= 28,75X181,5
019847
2RD498629CH 10

7.100 / 8.100 / 8.140 / L.80 / 6.90 / 7.90S / 7.110S / 6.80 / 6.90S /

T06498629CH 20 KING PIN KIT 28,85X181,5 =
REP. MANGA CPL. P/1LD.=BRAS= 28,85X181,5
019848
2RD498629CH 20

7.100 / 8.100 / 8.140 / L.80 / 6.90 / 7.90S / 7.110S / 6.80 / 6.90S /

T06498629CH 30 KING PIN KIT 28,95X181,5 =
REP. MANGA CPL. P/1LD.=BRAS= 28,95X181,5
019849
2RD498629CH 30

7.100 / 8.100 / 8.140 / L.80 / 6.90 / 7.90S / 7.110S / 6.80 / 6.90S /

T11498629 AXLE REPAIR KIT
REP. MANGA CPL. P/1LD.=MERITOR= 40,
005428
805687

12.140T / 12.170BT / 12.140H / 11.130 / 13.130 / 14.140 / 11.140 / 12.140 /

T11498629 10 AXLE REPAIR KIT
REP. MANGA CPL. P/1LD.=MERITOR= 40,
019366

12.140T / 12.170BT / 12.140H / 11.130 / 13.130 / 14.140 / 11.140 / 12.140 / 12.170 /

T11498629 20 AXLE REPAIR KIT
REP. MANGA CPL. P/1LD.=MERITOR= 41,
019367

12.140T / 12.170BT / 12.140H / 11.130 / 13.130 / 14.140 / 11.140 / 12.140 /

T11498629 30 AXLE REPAIR KIT
REP. MANGA CPL. P/1LD.=MERITOR= 41,
019368

12.140T / 12.170BT / 12.140H / 11.130 / 13.130 / 14.140 / 11.140 / 12.140 /

T11498629CH 0 AXLE REPAIR KIT
REP. MANGA CPL. P/1LD.=MERITOR= 40,
019854

12.140T / 12.170BT / 12.140H / 11.130 / 13.130 / 14.140 / 11.140 / 12.140 /

T11498629CH 10 AXLE REPAIR KIT
REP. MANGA CPL. P/1LD.=MERITOR= 40,
019855

12.140T / 12.170BT / 12.140H / 11.130 / 13.130 / 14.140 / 11.140 / 12.140 /

T11498629CH 20 AXLE REPAIR KIT
REP. MANGA CPL. P/1LD.=MERITOR= 41,
019856

12.140T / 12.170BT / 12.140H / 11.130 / 13.130 / 14.140 / 11.140 / 12.140 /

T11498629CH 30 AXLE REPAIR KIT
REP. MANGA CPL. P/1LD.=MERITOR= 41,
019857

12.140T / 12.170BT / 12.140H / 11.130 / 13.130 / 14.140 / 11.140 / 12.140 /

T16498629 KING PIN KIT SIFCO 2 SIDES
REP. MANGA CPL. P/1LD.=SIFCO=45,55X264,5
005429
TAR498629
2VF498629

12.180 / 14.150 / 14.170BT / 14.180 / 14.220 / 16.170 / 16.180CO / 16.210CO / 16.220 / 16.300 / 17.

1.83 REPARO MANGA DE EIXO

KING PIN REPAIR KIT

T16498629 10 KING PIN KIT COMPLETE

REP. MANGA CPL. P/1LD.=SIFCO=45,65X264,5
017685
TAR498629 10



12.180 / 14.150 / 14.170BT / 14.180 / 14.220 / 16.170 / 16.180CO / 16.210CO / 16.220 / 16.300 / 17.

T16498629 20 KING PIN KIT COMPLETE

REP. MANGA CPL. P/1LD.=SIFCO=45,75X264,5
017687
2VF498629 20
TAR498629 20



12.180 / 14.150 / 14.170BT / 14.180 / 14.220 / 16.170 / 16.180CO / 16.210CO / 16.220 / 16.300 / 17.

T16498629 30 KING PIN KIT COMPLETE

REP. MANGA CPL. P/1LD.=SIFCO=45,85X264,5
017688
2VF498629 30
TAR498629 30



12.180 / 14.150 / 14.170BT / 14.180 / 14.220 / 16.170 / 16.180CO / 16.210CO / 16.220 / 16.300 / 17.

T16498629A KING PIN KIT 45,55X256,5 =

REP. MANGA CPL. P/1LD.=BRAS= 45,55X256,5
007858



14.150 / 14.200 / 17.210 / 17.300 / 17.310 / 23.210 / 23.310 / 13.170E / 15.170E / 15.190E / 15.180E /

T16498629A 10 KING PIN KIT 45,65X256,5 =

REP. MANGA CPL. P/1LD.=BRAS= 45,65X256,5
017689



14.150 / 14.200 / 17.210 / 17.300 / 17.310 / 23.210 / 23.310 / 13.170E / 15.170E / 15.190E / 15.180E /

T16498629A 20 KING PIN KIT COMPLETE

REP. MANGA CPL. P/1LD.=BRAS= 45,75X256,5
017690



14.150 / 14.200 / 17.210 / 17.300 / 17.310 / 23.210 / 23.310 / 13.170E / 15.170E / 15.190E / 15.180E /

T16498629A 30 KING PIN KIT 45,85X256,5 =

REP. MANGA CPL. P/1LD.=BRAS= 45,85X256,5
017691



14.150 / 14.200 / 17.210 / 17.300 / 17.310 / 23.210 / 23.310 / 13.170E / 15.170E / 15.190E / 15.180E /

T16498629ACH 0 KING PIN KIT 45,55X256,5 =

REP. MANGA CPL. P/1LD.=BRAS= 45,55X256,5
019850



14.150 / 14.200 / 17.210 / 17.300 / 17.310 / 23.210 / 23.310 / 13.170E / 15.170E / 15.190E / 15.180E /

T16498629ACH 10 KING PIN KIT 45,65X256,5 =

REP. MANGA CPL. P/1LD.=BRAS= 45,65X256,5
019851



14.150 / 14.200 / 17.210 / 17.300 / 17.310 / 23.210 / 23.310 / 13.170E / 15.170E / 15.190E / 15.180E /

T16498629ACH 20 KING PIN KIT 45,75X256,5 =

REP. MANGA CPL. P/1LD.=BRAS= 45,75X256,5
019852



14.150 / 14.200 / 17.210 / 17.300 / 17.310 / 23.210 / 23.310 / 13.170E / 15.170E / 15.190E / 15.180E /

T16498629ACH 30 KING PIN KIT 45,85X256,5 =

REP. MANGA CPL. P/1LD.=BRAS= 45,85X256,5
019853



15.170 / 17.300 // 15.180 / 17.210 / 17.310 / 23.210 / 23.310 / 14.200 / 14.150 / 13.170E / 15.170E /

T16498629B KING PIN KIT 45,55X256,5 =

REP. MANGA CPL. P/1LD.=BRAS= 45,55X256,5
023340



12.180 / 14.150 / 14.170BT / 14.180 / 14.220 / 16.170 / 16.180CO / 16.210CO / 16.220 / 16.300 / 17.

T16498629B 10 KING PIN KIT 45,65X256,5 =

REP. MANGA CPL. P/1LD.=BRAS= 45,65X256,5
023341



12.180 / 14.150 / 14.170BT / 14.180 / 14.220 / 16.170 / 16.180CO / 16.210CO / 16.220 / 16.300 / 17.

T16498629B 20 KING PIN KIT 45,75X256,5 =

REP. MANGA CPL. P/1LD.=BRAS= 45,75X256,5
023342



12.180 / 14.150 / 14.170BT / 14.180 / 14.220 / 16.170 / 16.180CO / 16.210CO / 16.220 / 16.300 / 17.

T16498629B 30 KING PIN KIT 45,85X256,5 =

REP. MANGA CPL. P/1LD.=BRAS= 45,85X256,5
023343



12.180 / 14.150 / 14.170BT / 14.180 / 14.220 / 16.170 / 16.180CO / 16.210CO / 16.220 / 16.300 / 17.

T16498629BCH 0 KING PIN KIT 45,55X256,5 =

REP. MANGA CPL. P/1LD.=BRAS= 45,55X256,5
023344



12.180 / 14.150 / 14.170BT / 14.180 / 14.220 / 16.170 / 16.180CO / 16.210CO / 16.220 / 16.300 / 17.

T16498629BCH 10 KING PIN KIT 45,65X256,5 =

REP. MANGA CPL. P/1LD.=BRAS= 45,65X256,5
023345



12.180 / 14.150 / 14.170BT / 14.180 / 14.220 / 16.170 / 16.180CO / 16.210CO / 16.220 / 16.300 / 17.

T16498629BCH 20 KING PIN KIT 45,75X256,5 =

REP. MANGA CPL. P/1LD.=BRAS= 45,75X256,5
023346



12.180 / 14.150 / 14.170BT / 14.180 / 14.220 / 16.170 / 16.180CO / 16.210CO / 16.220 / 16.300 / 17.

T16498629BCH 30 KING PIN KIT 45,85X256,5 =

REP. MANGA CPL. P/1LD.=BRAS= 45,85X256,5
023347



12.180 / 14.150 / 14.170BT / 14.180 / 14.220 / 16.170 / 16.180CO / 16.210CO / 16.220 / 16.300 / 17.

T16498629B VP KING PIN KIT 45,65X256,5 =

REP. MANGA CPL. P/1LD.=BRAS= 45,65X256,5
026552



T16498629CH 0 KING PIN KIT SIFCO 2 SIDES

REP. MANGA CPL. P/1LD.=SIFCO=45,55X264,5
019862
2VF498629CH



12.180 / 14.150 / 14.170BT / 14.180 / 14.220 / 16.170 / 16.180CO / 16.210CO / 16.220 / 16.300 / 17.

T16498629CH 10 KING PIN KIT COMPLETE

REP. MANGA CPL. P/1LD.=SIFCO=45,65X264,5
019863
2VF498629CH
10



12.180 / 14.150 / 14.170BT / 14.180 / 14.220 / 16.170 / 16.180CO / 16.210CO / 16.220 / 16.300 / 17.

T16498629CH 20 KING PIN KIT COMPLETE

REP. MANGA CPL. P/1LD.=SIFCO=45,75X264,5
019864
2VF498629CH
20



12.180 / 14.150 / 14.170BT / 14.180 / 14.220 / 16.170 / 16.180CO / 16.210CO / 16.220 / 16.300 / 17.

T16498629CH 30 KING PIN KIT COMPLETE

REP. MANGA CPL. P/1LD.=SIFCO=45,85X264,5
019865
2VF498629CH
30



12.180 / 14.150 / 14.170BT / 14.180 / 14.220 / 16.170 / 16.180CO / 16.210CO / 16.220 / 16.300 / 17.


1.84 REPAROS DIVERSOS

REPAIR KIT

2RP798121 GEAR SHIFT LEVER REPAIR

REPARO FIX. ALAVANCA CAMBIO

005157
T11711527



24.250 / 40.300 / 18.310 / 26.220 / 17.210 / 17.300 / 26.300 / 8.150 / 13.190 /

2V5881053

KIT REPARO BANCO

026929



T16525187187A DIFFER. WASHER KIT

JOGO ARRUELAS DIFERENCIAL

007898



14.220 / 16.170 / 16.180CO / 16.210CO / 16.220 / 17.210OD / 15.180EOD / 15.190EOD / 16.220

1.85 RESERVATORIO

CONTAINERS

2TA145171 HIDRAULIC OIL CONTAINER

RESERV. OLEO HIDRAULICO

006781
T16145171
TJG145171



7.100 / 8.140 / 8.140CO / 8.140CE / L.80 / 12.140T / 12.170BT / 12.180 / 14.150 / 14.170BT /

0081172032

RESERV. OLEO DIR. HIDRAULICA 113

025457
T16145171
TJG145171



7.100 / 8.140 / 8.140CO / 8.140CE / L.80 / 12.140T / 12.170BT / 12.180 / 14.150 / 14.170BT /

1.86 RETENTOR

RETAINER

2P0525275 RETAINER

RETENTOR FLANGE DIFERENCIAL

018433



5.140 MWM DELIVERY / 8.150 MWM DELIVERY / 8.150 EOD / 5.140EOD /

2R0109293 RETAINER

RETENTOR TAMPA DISTRIBUICAO

018445
4890832



17.250E / 23.250E / 24.250E / 8.150E / 13.170E / 15.170E / 15.190E / 9.150E / 15.180E / 13.180E /

2R0311113 RETAINER

RETENTOR FLANGE CAMBIO

018436
3344471



8.150E / 8.150 / 9.150E / 8.120 / 5.140 MWM DELIVERY / 8.150 MWM DELIVERY / 8.150EOD /

2R0311189 RETAINER

RETENTOR MORINGA CAMBIO ZF

018432
0734310253



9.150OD / 8.120OD / 8.150 OD / 8.150 EOD / 9.150EOD / 9.150E CUMMINS DELIVERY /

2R0311281 RETAINER

RETENTOR FLANGE CAMBIO

018431
0750111424
2R0311281B



9.150OD / 8.120OD / 8.150 OD / 8.150 EOD / 9.150EOD /

2R0407641 RETAINER KING PIN

RETENTOR MANGA EIXO

018874
104284



7.100 / 8.100 / 8.140 / 8.140CO / 8.140CE / 8.140CKD / 6.90 / 7.90S / 7.110S / 7.90 / 8.150E / 8.

2R0407641B SEAL RING

RETENTOR PINO MANGA EIXO

007879



8.150E / 8.100 / 8.120 / 8.150 / 9.150OD / 8.150OD / 7.120 / 9.150EOD / 8.120OD / 9.150E / 8.

2R0501317 INNER REAR HUB

RETENTOR CUBO TRASEIRO

012445
07439BYF
06478BYF
T06501317C



8.100 / 8.140CO / 8.140CE / 8.140CKD / 8.150E / 9.150E / 5.140 MWM DELIVERY / 8.150 MWM

2RD525275 PINION RETAINER

RETENTOR PINHAO ALBARUS

004038
02853BAGEF



7.100 / 8.140 / 8.100 / 8.140CO / 8.140CE / 8.140 CO CHILE / 8.140 CE CHILE

2RH501317 REAR WHEEL RETAINER

RETENTOR CUBO RODA TRASEIRA

004021
T16501317
2S0501317



12.180 / 14.150 / 14.180 / 14.220 / 16.170 / 16.220 / 16.300 / 24.250 / 35.300 / 40.300 / 16.220 LEITO

2RK109215 CUMMINS ENGINE FRONT

RETENTOR DIANT. VIRABR. CUMMINS-SERIE

005606
TE3109215
3353977
2T0109293
2T0103085



14.220 / 16.170 / 16.220 / 16.300 / 24.250 / 35.300 / 40.300 / 16.220 LEITO / 18.310 / 26.260 / 26.310

2RR525413 ENTRANCE DIFFERENTIAL

RETENTOR EIXO ENTRADA DIFERENCIAL

005521
2S0198049B
2RR525413A
2S0198049
2RR598323



24.250 / 24.220 / 26.260 / 26.310 / 26.220 / 31.260 / 31.310 / 26.260E / 31.260E / 26.260

1.86 RETENTOR RETAINER

2RR525413B AXLE EXIT RETAINER - 1
RET. EIXO SAIDA - 1§ DIFERENCIAL
005566
2S0198049C
2S0198049A
2RR598325
TAR525413
A11205Y2729

24.250 / 24.220 / 26.260 / 26.220 / 31.260 / 26.300 /

2S0103085A ENGINE FLYWHEEL
RETENTOR VOLANTE MOTOR CUMMINS
005604
TE3103209
3934486
3909410
2T2103196B
2T2103196A
2S0103085B

12.170BT / 14.170BT / 14.220 / 16.170 / 16.220 / 16.300 / 24.250 / 35.300 / 40.300 / 16.200 / 18.310

2S031113A RETAINER
RETENTOR FLANGE CAMBIO
018437
3001916

12.140T / 12.180 / 14.150 / 14.180 / 12.140H / 13.170E / 15.170E / 15.190E / 15.180E / 13.180E /

2T0301227 RETAINER
RET. EIXO CONT. REMOTO CAMBIO ZF
018430
2122001318
0634300302

18.310 / 26.260 CONSTELLATION / 31.260 CONSTELLATION / 31.320E CONSTELLATION /

2T0301457 RETAINER
RETENTOR EIXO EMBREAGEM
018429
0634307367
212001319

18.310 / 26.260 CONSTELLATION / 31.260 CONSTELLATION / 31.320E CONSTELLATION /

2T0311189 RETAINER
RETENTOR MORINGA CAMBIO ZF
018440
0734310111

18.310 / 19.320E CONSTELLATION / 19.370 CONSTELLATION / 25.370E CONSTELLATION /

2T0311281 SEAL
RETENTOR GARFO CAMBIO ZF
012450
0750112034
215001600
212001600
2T0311189A

18.310 / 26.260 CONSTELLATION / 31.260 CONSTELLATION / 31.320E CONSTELLATION /

2T0311449 GEARBOX RETAINER
RETENTOR CAIXA CAMBIO
018439
1297301004

18.310 / 26.260 CONSTELLATION / 31.260 CONSTELLATION / 31.320E CONSTELLATION /

2T2311113 RETAINER
RETENTOR FLANGE CAMBIO ZF
018441
0734319551
212002722
2T0311113

18.310 / 26.260 CONSTELLATION / 31.260 CONSTELLATION / 31.320E CONSTELLATION /

2TJ501317A REAR WHEEL RETAINER
RETENTOR CUBO RODA TRASEIRA
004026
2TJ501317
R72713BY

/ 14.200 / 14.150 / 14.220 / 16.170 / 16.220 / 24.250 / 35.300 / 16.300 / 40.300 / 16.200 / 12.180 /

2U0311189 RETAINER
RETENTOR MORINGA CAMBIO
018449
4304724

24.250 / 26.260 / 26.220 / 31.260 / 31.310 / 26.260E / 31.260E / 26.260 CONSTELLATION / 31.

2U2141255 RETAINER
RETENTOR MORINGA CAMBIO
018447
2U2141255A

26.260 CONSTELLATION / 31.260 CONSTELLATION / 31.320E CONSTELLATION /

2U2311189 RETAINER
RETENTOR MORINGA CAMBIO ZF
018442
0768800253
0734310387

26.260 CONSTELLATION / 31.260 CONSTELLATION / 31.320E CONSTELLATION /

2UU311623 RETAINER
RETENTOR TRAS. CX. CAMBIO RT
017361
4302322
2U0311623

26.260 / 26.220 / 31.260 / 31.310 / 26.260 CONSTELLATION / 31.260 CONSTELLATION /

3001607 STEERING KNUCKLE AXLE
RETENTOR MORINGA
023217
02960BAGE
2S0311189

12.170BT / 12.180 / 14.150 / 14.170BT / 14.180 / 14.200 / 16.170 / 14.220 / 16.220 / 16.220 LEITO /

4300121 STEERING KNUCKLE AXLE
RETENTOR MORINGA
023230
02960BAGE
2S0311189

14.210 / 16.210 / 12.170BT / 12.180 / 13.170 / 13.180 / 14.150 / 15.180 / 14.170BT / 14.180 / 14.200

062103051 RETAINER
RETENTOR TRASEIRO VIRABREQUIM
018446
2P0103085

5.140 MWM DELIVERY / 8.150 MWM DELIVERY / 8.150 EOD / 5.140 EOD / 5.140 /

T06501317B REAR WHEEL RETAINER
RETENTOR CUBO RODA TRASEIRA
004027
98HU1175AA
2RE501317
R71923BGG
T72501317

/ 9.150OD / 8.150OD / 7.100 / 8.120 / 8.150 / 6.90 / 7.90S / 7.110S / 8.140 / 8.140CE / 8.140CKD / 8.

T06525275 DIF. PINION RETAINER
RETENTOR PINHAO DIFERENCIAL
005522
T06525275A
2SF525275
02201BRGEP

7.90S / 7.110S /

T11407685 KING PIN RETAINER
RETENTOR PINO MANGA EIXO
019365

12.140T / 12.170BT / 12.140H / 11.130 / 13.130 / 14.140 / 11.140 / 12.140 /

T12501317 REAR WHEEL RETAINER
RETENTOR CUBO RODA TRASEIRA
004034
E5HT1175CA

/ 12.140H / 12.140T / 12.170BT / 12.180 / 13.190 / 13.150 / 13.170 / 13.180 / 13.170E / 13.180E /

T12525275 PINION RETAINER
RETENTOR PINHAO
004020
02686BRGEP
A1205D1928

14.200 / 12.140H / 14.150 / 12.170BT / 14.170BT / 12.140T / 8.120OD / 9.150EOD / 7.110 / 7.120 /

T13311189 DRIVING SHAFT RETAINER
RETENTOR EIXO PILOTO
004029
01963BAG

6.90 / 7.90S / 7.110S / 11.130 / 13.130 / 11.140 / 12.140 / 7.90 / 14.210 / 6.80 /

T13312017 SELECTOR AXLE
RETENTOR EIXO SELETOR
004042

7.100 / 8.100 / 8.140 / 8.140CO / 8.140CE / L.80 / 12.140T / 12.170BT / 12.180 / 14.150 / 14.170BT

1.86 RETENTOR

RETAINER

T16407641 FRONT WHEEL RETAINER

RETENTOR RODA DIANTEIRA

004032
02484BGE



14.150 / 14.220 / 16.170 / 16.220 / 24.250 / 35.300 / 26.220 / 14.200 /

T16407685 RETAINER KING PIN

RETENTOR ROLAMENTO MANGA EIXO

018450
2S0407641A



14.200 / 14.150 / 14.220 / 16.170 / 16.220 / 16.300 / 14.170BT / 12.180 / 14.180 / 16.180CO / 16.

T16407685B RETAINER KING PIN

RETENTOR PINO MANGA EIXO

017683
104030



12.180 / 14.150 / 14.170BT / 14.180 / 14.220 / 16.170 / 16.180CO / 16.210CO / 16.220 / 17.210OD /

T2D311879 REAR FLANGE RETAINER

RETENTOR FLANGE TRAS. CX. 350V

004101
02512BRGEP



7.90S / 7.110S / 11.130 / 13.130 / 11.140 / 12.140 / 14.140 /

TAC109215 FRONT VIRABR. RETAINER

RETENTOR DIANT. VIRABR. MWMX10

006575
02871BRAGF
2S0109215



7.100 / 8.100 / 8.140 / 8.140CO / 8.140CE / L.80 / 12.140T / 12.180 / 14.150 / 14.180 / 16.180CO /

TE3311189A STEERING KNUCKLE AXLE

RETENTOR MORINGA

004102
2S0311189
02960BAGE



12.170BT / 12.180 / 14.150 / 14.170BT / 14.180 / 14.220 / 16.170 / 16.180CO / 16.210CO / 16.220 /

TE3501317A REAR WHEEL RETAINER

RETENTOR CUBO RODA TRASEIRA

004036



11.130 / 13.130 / 14.140 / 11.140 / 12.140 / 14.210 /

TMJ512395 CENTRAL BUSHING

RETENTOR BUCHA CENTRAL

004843



24.250 / 24.220 /

1.87 ROLAMENTO

ROLLER BEARING

2R0105276 FLYWHEEL BEARING

ROLAMENTO VOLANTE MOTOR

017859
62032RS



8.150E / 9.150E / 8.150 EOD / 9.150EOD / 8.150E PLUS / 9.150E CUMMINS DELIVERY /

2RD398043 BEARING GEAR SHAFT

ROLAMENTO EIXO INTERM. CAMBIO

017736
3344228
675246
672070
25877
25821



7.100 / 8.100 / 8.140 / 8.140CO / 8.140CE / L.80 / 12.140T / 12.170BT / 12.180 / 14.150 / 14.170BT

2Z0105313 STEERING WHEEL ENGINE

ROLAMENTO VOLANTE MOTOR

007264
C5TS7600B3
F2HZ7600B
TJG105313



12.170BT / 12.180 / 14.150 / 14.170BT / 14.180 / 14.220 / 16.170 / 16.180CO / 16.210CO / 16.220 /

357607 BEARING CLUTCH VW

MANCAL EMBREAGEM VW

019033
02991380
3371 S
1380 R



6.90 / 7.90S / 6.80 /

T06407393 BEARING KING PIN VW

ROLAMENTO MANGA EIXO VW

017682
02989676
2RD407393A



6.90 / 7.90S / 7.110S / 7.90 / 6.80 /

T11407393 BEARING

ROLAMENTO MANGA EIXO

007162
TEG407393B



11.130 / 13.130 / 14.140 / 11.140 / 12.140 /

T13141173 CLUTCH BEARING =

ROLAMENTO EMBREAGEM =S/CUBO=

006158
537166
1005 R
HCS-08P04



7.100 / 8.100 / 8.140 / 12.140T / 12.140H / 7.110S / 11.130 / 13.130 / 14.140 / 11.140 / 12.140 / 8.150

T16407393 BEARING

ROLAMENTO MANGA EIXO

007161
2S0407393A
2RP407393
TJG407393
T16407393A



14.150 / 14.170BT / 14.220 / 16.170 / 16.220 / 16.300 / 24.250 / 35.300 / 40.300 / 16.220 LEITO /

1.88 SEDE

BALL SEATS

2RG109429A INTAKE MAN. BALL SEAT

SEDE VALV. ADM. MWM + 0,10

004005



6.90 / 7.90S / 11.130 / 13.130 / 14.140 / 11.140 / 12.140 / 7.90 /

T12109431C EXHAUST VALVE BALL

SEDE VALVULA ESCAPE MWM + 0,20

004004
T12109431



12.140H / 6.90 / 7.90S / 11.130 / 13.130 / 14.140 / 11.140 / 12.140 / 7.90 /

1.89 SELO

SEALINGS

2RD103113C SEALING CYLINDER HEAD

SELO CABECOTE MOTOR MWM

005655
922909760014
VA595
T12103113A



7.100 / 8.100 / 8.140 / 8.140CO / 8.140CE / L.80 /
12.140T / 12.180 / 14.150 / 14.180 / 16.180CO /

1.90 SENSOR

SENSOR

0289195011 TEMPERATURE MONITOR

SENSOR TEMPERATURA
004779



6.90 / 11.130 / 13.130 / 11.140 / 7.90 /

2R2945511 OIL PRESSURE SENSOR

SENSOR PRESSAO AR CONSTELLATION
017934



26.260 CONSTELLATION / 31.260
CONSTELLATION / 31.320E CONSTELLATION /

2Z0900275 GEAR ROTATION SENSOR

SENSOR ROTACAO CAMBIO EATON
018074



17.210OD / 17.240OT / 18.310OT /

1.91 SERVO EMBREAGEM

CLUTCH SERVO

2R0721257 CLUTCH SERVO (NO

SERVO EMBR. S/ IND. DESGASTE
022859
2Z0721257



17.260EOT / 18.320EOT / 15.180E OD MWM
EURO 3 / 15.190E OD MWM EURO 3 / 17.210E

2R2721257B CLUTCH SERVO 83MM

SERVO EMBR. MID 83MM =ROSCA M12X1.5=
022559
2R2721257
2R2721257A



26.260 CONSTELLATION / 31.260
CONSTELLATION / 31.320E CONSTELLATION /

2Z0721261A CLUTCH SERVO LONG

SERVO EMBR. CANECA LONGA =WABCO=
022536
2W0721263A



15.180EOD / 15.190EOD / 17.210E OD / 16.
270CO / 17.240CO / 17.260CO /

0501008846 CLUTCH SERVO LONG

SERVO EMBR. CANECA LONGA =WABCO=
022870
2W0721263A



15.180EOD / 15.190EOD / 17.210E OD / 16.
270CO / 17.240CO / 17.260CO /

9700511000 CLUTCH SERVO LONG

SERVO EMBR. CANECA LONGA =WABCO=
017565
2W0721263A



15.180EOD / 15.190EOD / 17.210E OD / 16.
270CO / 17.240CO / 17.260CO /

9700511280 A CLUTCH SERVO 110M

SERVO EMBR. 110MM TIPO WABCO
013189
2W0721257 A



16.180CO / 16.210CO / 17.210OD / 24.250 / 40.
300 / 15.180EOD / 15.190EOD / 24.220 / 18.310 /

9700511630 CLUTCH SERVO (NO

SERVO EMBR. S/ IND. DESGASTE
014801
2Z0721257



16.180CO / 16.210CO / 17.210OD / 24.250 / 40.
300 / 15.180EOD / 15.190EOD / 24.220 / 18.310 /

K036633 CLUTCH SERVO 83MM W/

SERVO MID 83MM =ROSCA M12X1.5=
018069
2R2721257
2R2721257A



26.260 CONSTELLATION / 31.260
CONSTELLATION / 31.320E CONSTELLATION /

K045092

SERVO MID 83MM =ROSCA M12X1.5=
024302
2R2721257
2R2721257A



26.260 CONSTELLATION / 31.260
CONSTELLATION / 31.320E CONSTELLATION /

TAR721257 A CLUTCH SERVO 110M

SERVO EMBR. 110MM TIPO WABCO
013191
2W0721257 A



16.180CO / 16.210CO / 24.250 / 40.300 / 15.
180EOD / 15.190EOD / 24.220 / 18.310 / 26.260 /

1.92 SINCRONIZADOR

SYNCHRONIZING

2RK311243A SYNCHRONIZER

SINCRONIZADOR 1/2I. VEL.

007265
3000794R
TF3311243
TAH311243



14.220 / 16.180CO / 16.210CO / 16.220 / 17.
2100D / 15.180EOD / 15.190EOD / 16.220 LEITO

1.93 SUPORTE

BRACKET

20310 BRACKET APU DRYER

SUPORTE SECADOR APU (2T2607373B)

017778
4329050522



19.320E CONSTELLATION / 19.370
CONSTELLATION / 25.370E CONSTELLATION /

20312 BRACKET APU DRYER

SUPORTE SECADOR APU 2T2607373N

017948



24.250ECONSTELLATION / 17.250E
CONSTELLATION /

281857133 LOCK BRACKET

SUPORTE TRAVA PORTA LUVAS

005199



14.150 / 14.220 / 16.170 / 16.220 / 24.250 / 35.300
/ 12.140H / 16.220 LEITO / 24.220 / 35.300 LEITO

2RP253863 ENGINE BRAKE BRACKET

SUPORTE FREIO MOTOR

017718



7.100 / 8.100 / 8.140 / 8.140CO / 8.140CE / L.80 /
14.200 / 8.150E / 8.150 / 9.150E / 7.120 / 8.120 /

2S2253877 ENGINE BRAKE BRACKET

SUPORTE COMPTO FREIO MOTOR (COD.13935/

017726



26.220 / 26.260 CONSTELLATION / 31.260
CONSTELLATION / 31.320E CONSTELLATION /

2VF857173999 LOWER GRAB HANDLE

SUPORTE APOIO INF. PAINEL INSTR.

005779



12.140T / 12.170BT / 12.180 / 14.150 / 14.170BT
/ 14.180 / 14.220 / 16.170 / 16.220 / 16.300 / 24.

2VR801171 RUNNING BOARD LH

SUPORTE ESTRIBO L.E.

011849



24.250 / 40.300 / 24.220 / 18.310 / 26.260 / 26.310
/ 26.220 / 31.260 / 31.310 / 26.260E / 31.260E /

T06411167 REAR/FRONT BUNDLE OF

SUPORTE JUMELO MOLA DIANT/TRAS.

004940



6.90 / 7.90S / 7.110S / 6.80 /

TAV121617 MOUNT

SUP. TRAS. RESERVATORIO AGUA

014523



12.170BT / 12.180 / 14.150 / 14.170BT / 14.180 /
14.220 / 16.170 / 16.220 / 16.300 / 24.250 / 35.300

TH7807132 FENDER BRACKET RIGHT

SUPORTE PARACHOQUE DIREITO

004547



6.90 / 7.90S / 7.110S /

TJG807131 FENDER BRACKET LEFT

SUPORTE PARACHOQUE ESQUERDO

004552



14.150 / 14.220 / 16.170 / 16.220 / 24.250 / 35.300
/ 12.140H / 16.220 LEITO / 24.220 / 35.300 LEITO

TJG857173 PANEL BRACKET L.H.

SUPORTE APOIO PAINEL INSTR. L.E.

012141



TJG857174 PANEL BRACKET R.H.

SUPORTE APOIO PAINEL INSTR. L.D.

012142



1.94 TAMPA COVER

2RG115671 OIL CUSHION NOZZLE

TPA BOCAL ENCHIMENTO OLEO
006074



7.100 / 8.100 / 8.120 / 8.150 / 9.150OD / 8.140 / L.80 / 12.140T / 12.170BT / 12.180 / 13.150 / 13.

2RP201551 FUEL TANK COVER

TAMPA TANQUE S/CHAVE
004331



16.180CO / 16.210CO / 17.210OD / 9.150OD / 8.150 OD /

2T0201551 COVER FUEL TANK W/ KEY

TAMPA COMBUSTIVEL COM CHAVE
017850



18.310 / 17.250E / 17.310 / 23.250E / 17.260EOT / 18.320EOT / 24.250E / 23.310 / 8.150E / 9.150E

2TA201551 FUEL TANK COVER WITH

TAMPA TANQUE C/CHAVE
005615
3894707105
3864707005



7.100 / 8.100 / 8.140 / 8.140CO / 8.140CE / L.80 / 12.140T / 12.170BT / 12.180 / 14.150 / 14.170BT

2Z0201551 FUEL TANK COVER WITH

TAMPA TANQUE C/CHAVE ROSCA INTERNA
005659



7.100 / 17.210OD / 15.180EOD / 15.190EOD / 18.310 / 26.260 / 26.310 / 26.220 / 31.260 / 31.310 /

T11407675 CAP

TAMPAO PINO MANGA EIXO
010343



12.140T / 12.170BT / 12.140H / 13.170E / 13.180E / 13.190 / 13.170 / 13.150 / 13.180 /

T2D145407 RESERVOIR COVER

TAMPA RESERV. HIDR.
016262
85HU3B725A



7.100 / 8.100 / 8.140 / 8.140CO / 8.140CE / L.80 / 12.140T / 12.170BT / 12.180 / 14.150 / 14.170BT

TAE109285 COVER INSPECTION

TAMPA INSPECAO
006348
961007860034
2S0109285



7.100 / 8.100 / 8.140 / 8.140CO / 8.140CE / L.80 / 12.140T / 12.180 / 14.150 / 14.180 / 16.180CO /

TE3109285 CAP

TAMPA INSPECAO MOTOR CUMMINS
011611
2S0109291



12.170BT / 14.170BT / 14.220 / 16.170 / 16.220 / 16.300 / 24.250 / 35.300 / 40.300 / 16.220 LEITO /

TJG407697C AXLE PIN COVER

TAMPA PINO MANGA EIXO
013566



16.180CO / 16.210CO / 17.210OD / 15.180EOD / 15.190EOD / 17.210E OD / 17.210 / 17.300 / 17.

1.95 TANQUE COMBUSTIVEL TANKS

T13607425 TANK SPACER AIR

ESPACADOR TANQUES AR
006332



/ 11.130 / 13.130 / 12.140 / 14.140 / 11.140

1.96 TERMINAL TERMINALS

T16415712B CABLE SHOE RIGHT M30 X

TERMINAL ROSCA DIR. M30 X 1,5
003806



14.150 / 12.140 / 14.200 /

TJG711397XD TERMINAL 45MM INTERN

TERMINAL 45MM ROSCA INT. M12 X 1,75 DIR.
003837
87HU7B082



12.170BT / 14.170BT / 16.170 / 16.180CO / 16.220 / 35.300 / 16.220 LEITO / 16.200 / 17.250E /

TJG711397XE TERMINAL 45MM INTERN

TERMINAL 45MM ROSCA INT. M12 X 1,75 ESQ.
003838



12.170BT / 14.150 / 14.170BT / 14.220 / 16.170 / 16.180CO / 16.220 / 35.300 / 16.220 LEITO / 16.

1.97 TIRANTE

PISTON RODS

2RD711397 GEARBOX ROD

TIRANTE VARAO CAMBIO
003819



7.100 / 8.100 / 8.140 / 8.140CO / 8.140CE / L.80 / 8.140CKD / 7.110 / 8.150 / 7.120 / 8.120 / 9.

2T0505469 CROSS SUPPORT

TIRANTE SUSP. PNEUMATICA
011664



18.310 /

TJG711397A GEAR BOX ROD

TIRANTE TERMINAIS CAMBIO =COMPLETO=
003818
2T0711491
TJG711397



/ 12.170BT / 13.170 / 13.190 / 14.170BT / 16.170 / 16.220 / 17.220 / 16.220 LEITO / 16.200 / 16.

1.98 TRAVA

LOCKS

01925818 REAR HUB NUT LOCK

TRAVA ARANHA PORCA CUBO TRAS.
005374
T12501473A
T12501473
T11501473



11.130 / 13.130 / 14.140 / 11.140 / 12.140 /

2R0512116A REAR HUB LOCK WASHER

TRAVA ARANHA CUBO
015999
1229D5100
2R0512116



8.150E / 9.150E / 8.150E PLUS / 9.150E
CUMMINS DELIVERY /

T72601157 REAR WHEEL HUB LOCK

TRAVA ARANHA CUBO RODA TRASEIRA
005380



7.100 / 8.100 / 8.140 / 8.140CO / 8.140CE / L.80 / 8.140CKD / 6.90 / 7.90S / 7.110S / 7.110 / 8.150E

TJG501473 REAR WHEEL HUB LOCK

TRAVA ARANHA CUBO RODA TRASEIRA
005379
TE3501473
T16501473



12.140T / 12.170BT / 12.180 / 14.150 / 14.170BT / 14.180 / 14.220 / 16.170 / 16.180CO / 16.220 /

TJG899371E CABINE LOCK

TRANCA CABINA
005344
TJG899371
2P0899371



7.100 / 8.100 / 8.140 / L.80 / 12.140T / 12.170BT / 12.180 / 14.150 / 14.170BT / 14.180 / 14.220 / 16.

1.99 TUBO

TUBE

2R0607312B AIR PIPE

TUBO DESCARGA AR
014063



9.150OD / 8.120OD / 8.150 OD /

2R0607312H CONNECTING PIPE

TUBO CONEXAO COMPRESSOR
017785



8.150 EOD / 9.150EOD /

2RD607312A TUBE FROM COMPRESOR

TUBO ESPIRAL COMPR. AO RESERV.
003970



7.100 / 8.100 / 8.140 / 8.140CO / 8.140CE / 8.140CKD /

2RS253121 MUFFLER EXHAUST

TUBO SILENCIOSO
014178



24.250 / 26.220 /

2TC607312 COMPRESSOR BLOCK

TUBO ENTR. AGUA COMPR. CUM.
005051
3355519



14.220 / 16.220 / 16.300 / 24.250 / 35.300 / 40.300 / 16.220 LEITO / 24.220 / 35.300 LEITO / 40.300

2TC607312A COMPRESSOR WATER PIPE

TUBO ENTR. AGUA COMPR. 6CT NOVO
003975



14.220 / 16.220 / 16.300 / 24.250 / 35.300 / 40.300 / 16.220 LEITO / 24.220 / 35.300 LEITO / 40.300

2TD117239 INTERCOOLER

TUBO CONEXAO INTERCOOLER
014198



12.170BT / 14.170BT / 16.170 / 16.200 / 13.190 / 13.170 / 15.170 / 17.210 CUMMINS EURO 2 / 23.
















2W0145741A COMPRESSOR TUBE

TUBO COMPRESSOR D9T/D7T
017784
941209180034





15.180EOD / 15.190EOD /

1.99 TUBO
TUBE

<p>T06253101K EXHAUST PIPE TUBO SAIDA MOTOR MWM 014184  6.90 / 7.90S / 7.90 /</p>	<p>T06253121D MUFFLER EXHAUST TUBO SILENCIOSO 014188  7.110S /</p>	<p>T06253683A EXHAUST MANIF. TUBE TUBO ESCAPE 014186  6.90 / 7.90S / 7.90 / 6.80 /</p>	<p>T06607319 COMPRESSOR TUBE TUBO SAIDA VALVULA GOVERNADORA 003960  6.90 / 7.90S / 7.110S /</p>
<p>T06611705A BRAKE LINE FRONT TUBE TUBO FREIO DIANTEIRO L.E. 014107  6.90 / 7.90S / 7.110S / 7.90 /</p>	<p>T07253101H TUBE FRONT TUBO SAIDA MOTOR 014187  7.110S /</p>	<p>TAC127525A FUEL FILTER TUBE TUBO FILTRO COMB. A B'BOMBA 014105 922909061805  12.140H /</p>	<p>TAE121855 WATER ENTRANCE JUNCAO ENTRADA D'AGUA 005722 961004730014  12.180 / 14.150 / 14.180 / 16.180CO / 14.200 / 16.180 /</p>
<p>TAP145179 HYDR. STEERING OIL TUBO RETORNO OLEO DIRECAO HIDR. 003979 2TA145179  7.100 / 8.100 / 8.140 / 8.140CO / 8.140CE / L.80 / 8.140CKD / 8.140 ARGEN. / 8.140 CHILE /</p>	<p>TD1253683A EXHAUST MANIFOLD TUBE TUBO ESCAPE =LONGO= 014191  11.130 / 13.130 / 14.140 / 11.140 / 12.140 /</p>	<p>TGG145177 PRESSURE PIPE TUBO PRESSAO B'B HIDRAULICA 014098  12.170BT / 12.180 / 14.150 / 14.170BT / 14.180 / 14.220 / 14.200 /</p>	<p>TGG253101A TUBE FRONT TUBO SAIDA MOTOR 014176  14.150 /</p>
<p>TJG199379B TUBE ENGINE MOUNT TUBO ESPACADOR COXIM MOTOR DIANT. 017524  12.170BT / 12.180 / 14.150 / 14.170BT / 14.180 / 14.220 / 16.170 / 16.180CO / 16.210CO / 16.220 /</p>	<p>TJG253101A EXHAUST TUBE TUBO DIANT. ESCAP. 12170/16170 =ANO 91 A 017088  16.170 /</p>	<p>TNR411075 TUBE TUBO ESPACADOR BARRA ESTAB. DIANT. 017523  12.170BT / 12.180 / 14.150 / 14.170BT / 14.180 / 14.220 / 16.170 / 16.180CO / 16.210CO / 16.220 /</p>	

1.100 TUBO INJETOR
INJECTOR TUBE

<p>2RD130304 PIPE 4TH CYLINDER 4§ TUBO INJETOR CILINDRO 003913 941009060045  7.100 / 8.140 / 8.140CO / 8.140CE /</p>	<p>2RK130301 1ST INJECTOR PIPE S.C. 1§ TUBO INJ. CUMMINS S.C. 007561  / 14.220 / 16.220 / 26.220 / 17.220 / 23.220</p>	<p>2RK130302 2ND INJECTOR PIPE 2§ TUBO INJ. CUMMINS S.C. 007562 3356191  / 14.220 / 16.220 / 16.220 LEITO / 26.220 / 17.220 / 23.220</p>	<p>2RK130303 3RD INJECTOR PIPE 3§ TUBO INJ. CUMMINS S.C. 007563 3356192  / 14.220 / 16.220 / 16.220 LEITO / 26.220 / 17.220 / 23.220</p>
--	--	---	--

1.100 TUBO INJETOR INJECTOR TUBE

2RK130304 4TH INJECTOR PIPE

4§ TUBO INJ. CUMMINS S.C.
007564
3356194



14.220 / 16.220 / 16.220 LEITO / 26.220 / 17.220 / 23.220 /

2RK130305 5TH INJECTOR PIPE

5§ TUBO INJ. CUMMINS S.C.
007565
3356195



/ 14.220 / 16.220 / 16.220 LEITO / 26.220 / 17.220 / 23.220

2RK130306 6TH INJECTOR PIPE

6§ TUBO INJ. CUMMINS S.C.
007566
3356196



/ 14.220 / 16.220 / 16.220 LEITO / 26.220 / 17.220 / 23.220

2S0130301 1ST INJECTOR PIPE S.B.

1§ TUBO INJ. CUMMINS S.B.
007543
3356507



13.190 / 13.170 / 15.170 / 15.180 /

2S0130305 5TH INJECTOR PIPE

5§ TUBO INJ. CUMMINS S.B.
007547



13.190 / 13.170 / 15.170 / 15.190 /

2U0130301 4TH INJECTOR PIPE

4§ TUBO INJETOR
007612



24.250 / 35.300 / 16.300 / 40.300 / 17.300 / 26.300 / 26.220 / 17.220 / 26.260 / 31.260 / 31.310 /

2U0130302 5TH INJECTOR PIPE

5§ TUBO INJETOR
007613



/ 17.300 / 26.300 / 26.260 / 31.260 / 31.310 / 17.310 / 26.310 / 18.310 / 16.300 / 40.300 / 24.250 /

2U0130303 6TH INJECTOR PIPE

6§ TUBO INJETOR
007614



/ 17.220 / 16.300 / 17.300 / 17.310 / 18.310 / 24.250 / 26.260 / 26.300 / 26.310 / 35.300 / 40.300 /

2U0130304 1ST INJECTOR PIPE

1§ TUBO INJETOR
007615



/ 17.220 / 16.300 / 17.300 / 17.310 / 18.310 / 24.250 / 26.260 / 26.300 / 26.310 / 35.300 / 35.300H /

2U0130305 2ND INJECTOR PIPE

2§ TUBO INJETOR
007616



/ 17.220 / 16.300 / 17.300 / 17.310 / 18.310 / 24.250 / 26.260 / 26.300 / 26.310 / 35.300 / 35.300H /

2U0130306 3RD INJECTOR PIPE

3§ TUBO INJETOR
007617



/ 16.300 / 40.300 / 24.250 / 35.300 / 35.300H / 40.300 LEITO / 17.300 / 26.300 / 17.220 / 26.220 /

03873091 PIPE 4TH CYLINDER

4§ TUBO INJETOR CILINDRO
003918
632509060415
2R0130241A



6.90 / 7.90S / 11.130 / 13.130 / 7.90 /

03873092 PIPE 5TH CYLINDER

5§ TUBO INJETOR CILINDRO
003917
632509060405
2R0130241B



6.90 / 7.90S / 11.130 / 13.130 / 7.90 /

922909061545 FUEL INJECTION PIPE 2

2§ TUBO INJETOR CILINDRO
023596



7.110S

T12130303 PIPE 3RD CYLINDER

3§ TUBO INJETOR CILINDRO
003900
922909061045



14.140 / 11.140 / 12.140 /

TAE130303 PIPE 3RD CYLINDER

3§ TUBO INJETOR CILINDRO
003906
961009060035

imagem indisponível

/ 12.180 / 17.210 / 14.200 / 14.150 / 14.180 / 16.180CO / 16.210CO / 13.180 / 15.180 / 23.210 / 17.

TJG130301 CYLINDER 1ST INJ. PIPE

1§ TUBO INJETOR CILINDRO
003936
3354562



14.220 / 16.170 / 16.220 /

TJG130302 2ND CYLINDER INJECTOR

2§ TUBO INJETOR CILINDRO
003937
3354563



14.220 / 16.170 / 16.220 /

TJG130303 3RD CYLINDER INJECTOR

3§ TUBO INJETOR CILINDRO
003938



14.220 / 16.170 / 16.220 /

TJG130304 4TH CYLINDER INJECTOR

4§ TUBO INJETOR CILINDRO
003939



14.220 / 16.170 / 16.220 /

TJG130306 6TH CYLINDER INJECTOR

6§ TUBO INJETOR CILINDRO
003941



14.220 / 16.170 / 16.220 /

TL7130302 2ND CYLINDER INJECTOR

2§ TUBO INJETOR CILINDRO
003927



7.110S /

TRA130301 CYLINDER 1ST INJ. PIPE

1§ TUBO INJETOR CILINDRO
003930
3354915



12.180 / 14.150 / 14.180 / 16.170 / 14.200 /

TRA130302 2ND CYLINDER INJECTOR

2§ TUBO INJETOR CILINDRO
003931



16.170 /

1.100 TUBO INJETOR

INJECTOR TUBE

TRA130303 3RD CYLINDER INJECTOR

3§ TUBO INJETOR CILINDRO
003932



16.170 /

TRA130304 4TH CYLINDER INJECTOR

4§ TUBO INJETOR CILINDRO
003933



16.170 /

TRA130305 5TH CYLINDER INJECTOR

5§ TUBO INJETOR CILINDRO
003934



16.170 /

TRA130306 6TH CYLINDER INJECTOR

6§ TUBO INJETOR CILINDRO
003935



16.170 /

TRG130302 2ND CYLINDER INJECTOR

2§ TUBO INJETOR CILINDRO
003943



16.300 / 24.250 / 35.300 / 40.300 /

1.101 VALVULA

VALVE

2RD109601 ADMISSION VALVE MWM

VALVULA ADMISSAO MWM X10
012732
961084600034



7.100 / 8.100 / 8.140 / 8.140CO / 8.140CE / L.80 / 12.140T / 12.180 / 14.150 / 14.180 / 16.180CO /

2RD109611 EXHAUST VALVE MWM X10

VALVULA ESCAPE MWM X10
012733



7.100 / 8.100 / 8.140 / 8.140CO / 8.140CE / L.80 / 12.140T / 12.180 / 14.150 / 14.180 / 16.180CO /

2T0130764 SOLENOID VALVE =12V=

VALVULA SOLENOIDE PARADA MOTOR=12V=
010567



24.250 / 40.300 / 26.220 / 17.220 / 23.220 /

2T020114A SOLENOID VALVE =24V=

VALVULA SOLENOIDE PARADA MOTOR=24V=
010569
4946641
2T0130764A
2T020114



18.310 / 18.310OT /

2TB130805 SOLENOID VALVE =24V=

VALVULA SOLENOIDE PARADA MOTOR=24V=
010570
961000780034



/ 17.240OT / 18.310OT / 17.210OD

2U0130764 SOLENOID VALVE =12V=

VALVULA SOLENOIDE PARADA MOTOR=12V=
010568
4946639
3935649
2U0130764A
2U0130764B



40.300 / 26.260 / 26.310 / 26.220 / 31.260 / 31.310 / 24.250 CHILE / 35.300 CHILE / 35.300 LEITO

T06129611 DRY AIR CLEANER VALVE

VALVULA BORRACHA DESCARGA POEIRA
005663



8.140CO / 8.140CE / 8.140CKD / 6.90 / 7.90S /

TJG130805 SOLENOID VALVE =12V=

VALVULA SOLENOIDE PARADA MOTOR=12V=
010573



14.220 / 16.170 / 16.220 / 24.250 / 35.300 / 16.220 LEITO / 35.300H /

TL7129611 DRY AIR CLEANER VALVE

VALVULA BORRACHA DESCARGA POEIRA
005662



8.140CO / 8.140CE / 8.140CKD / 7.110S /

TRA130805 SOLENOID VALVE =12V=

VALVULA SOLENOIDE PARADA MOTOR=12V=
010571



14.220 / 16.170 / 16.300 / 35.300 / 40.300 / 16.220 LEITO / 40.300 LEITO / 35.300H / 16.220 CHILE /

1.102 VALVULA DIVERSAS

DIVERSE VALVE

TRG201035 FUEL TANK BREATHING

VALVULA RESPIRO TANQUE COMB.

005171
2R0201136



7.100 / 8.100 / 8.140 / 8.140CO / 8.140CE / L.80 /
14.150 / 14.220 / 16.170 / 16.180CO / 16.210CO /

1.103 VARETA

ROD

2TA115611 DIPSTICK L80

VARETA NIVEL OLEO MOTOR L80

012219



L.80 /

2TA422397 HYDR. STEERING OIL

VARETA NIVEL OLEO DIR. HIDR.

005937
T2D422397



12.140T / 12.170BT / 12.180 / 14.150 / 14.170BT
/ 14.180 / 14.220 / 16.170 / 16.180CO / 16.210CO /

1.104 VEDADOR

SEALINGS

2TA608705A HAND BRAKE VALVE

VEDADOR VALVULA MANETIM

017801



7.100 / 15.180EOD / 15.190EOD / 18.310 / 26.
260E / 31.260E / 26.260 CONSTELLATION / 31.

03873015 ENGINE OIL PUMP SEALING

ANEL VEDACAO BOMBA OLEO MOTOR MWM

005501
604931060204
2S0103196




14.150 / 16.210CO / 12.140H / 6.90 / 7.90S / 11.
130 / 14.200 / 17.210 /

T12130803 INJECT. PUMP SEALING

ANEL VED. B'BA INJ. EM LINHA MWM

005500
604931040753



12.180 / 14.150 / 14.180 / 16.180CO / 16.210CO /
17.210OD / 7.110S / 14.200 / 17.210 / 13.180 / 15.

TAE115107 SEALING RING OIL PUMP

ANEL VEDACAO BOMBA OLEO MWM X 10

005484
904931360781



7.100 / 8.100 / 8.140 / 8.140CO / 8.140CE / L.80 /
12.140T / 12.180 / 14.150 / 14.180 / 16.180CO /

TAE129321 PRESSURE REG. SEALING

ANEL VEDACAO REGULADOR PRESSAO

005513
961008610044



14.150 /

TE3103487 VALVE COVER SEAL

ANEL VEDACAO TAMPA VALV. CUMMINS 8.3

012461



14.220 / 16.170 / 16.220 / 16.300 / 24.250 / 35.300
/ 40.300 / 16.220 LEITO / 18.310 / 26.260 / 26.310

TRA121121 THERM. VALVE SEALING

ANEL VED. VALV. TERMOSTATICA

005508
TRA121119
BF8T6255A
3923331



12.170BT / 14.170BT / 16.170 / 16.200 / 17.210 /
13.190 / 13.170 / 15.170 / 17.210 CUMMINS EURO

TRA127967 SEALING RING FUEL FILTER

ANEL VEDACAO FILTRO COMBUSTIVEL

005492



12.170BT / 14.170BT / 14.220 / 16.170 / 16.220 /
16.300 / 24.250 / 35.300 / 40.300 / 16.220 LEITO /

Vendas / Sales: vendas@cipec.com.br
Geral / General: cipec@cipec.com.br
Televendas / Phone: +55 19 3834-9822
Fax / Fax: 0800.707.9822
www.cipec.com.br



Televendas: + 55 19 3834.9822



+ 55 54 3211.1800




+ 55 11 2626.8839

01925818	48	2P0498629CH 20	38	2R0512116A	48	2RE117273A	5
03618993	26	2P0498629CH 30	38	2R0607312B	48	2RE117273C	5
03873015	52	2P0498629CH 40	38	2R0607312H	48	2RE121255	5
03873091	50	2P0525275	42	2R0609465	29	2RE129311A	27
03873092	50	2P0711026	18	2R0721257	45	2RE253867	11
03873109	5	2P0711164	12	2R0805244A	12	2RG109429A	44
04099908	11	2P0711579B	8	2R0903119A	35	2RG115671	47
062103051	43	2P0721405	17	2R0903119B	35	2RG607041	29
0081172032	42	2R0103548F	15	2R0903119C	35	2RG863521	37
0289195011	45	2R0103548G	15	2R0903119D	35	2RG863522	37
0501008846	45	2R0103548H	15	2R2721257B	45	2RG957805G	14
20310	46	2R0103548I	15	2R2803877F	31	2RH129723B	5
20312	46	2R0105276	44	2R2823301	19	2RH501317	42
104061	30	2R0109293	42	2R2823302	19	2RJ311261	20
357607	44	2R0121004F	10	2R2837205	26	2RK103591	31
2830444	25	2R0121437	30	2R2837206	27	2RK107119	15
3001607	43	2R0145157	10	2R2899177	9	2RK107121	15
3312252	13	2R0145299	21	2R2899515	7	2RK107123	15
3911935	28	2R0145487B	7	2R2945511	45	2RK107124	15
4300121	43	2R0145856C	27	2R4405421	12	2RK107125	15
133857119	37	2R0201156	6	2R4405421 10	12	2RK107126	15
281857133	46	2R0201589	18	2R4405421 20	12	2RK109215	42
282711119	27	2R0253137A	25	2R4405421 30	12	2RK121005	10
600711569	20	2R0301338	29	2R4407361	33	2RK129725	31
600899397	11	2R0311113	42	2R4498629	39	2RK130301	49
690949103	26	2R0311189	42	2R4498629CH	39	2RK130302	49
2318372091	8	2R0311281	42	2RB121005	10	2RK130303	49
2318372111	8	2R0311593	32	2RD103113C	45	2RK130304	50
2376119871	5	2R0321143A	32	2RD109601	51	2RK130305	50
4214110960	17	2R0407071	15	2RD109611	51	2RK130306	50
4214289150	23	2R0407071A	15	2RD115657	5	2RK145467	28
4214299190	23	2R0407071B	15	2RD117273	5	2RK311243A	46
4214299340	23	2R0407171B O	12	2RD127485	22	2RL109623	29
4214450020	17	2R0407171B010	12	2RD129311	28	2RL721555B	14
8961300504	9	2R0407171B020	12	2RD129717	25	2RL807103033	30
9617232014	21	2R0407171B030	12	2RD129723	5	2RM141861	23
9700511000	45	2R0407171C040	12	2RD130113	25	2RM141863	19
9700511280 A	45	2R0407172	12	2RD130304	49	2RP141147	24
9700511630	45	2R0407361010	33	2RD198005C	25	2RP201551	47
9709030104	17	2R0407361020	33	2RD198181	10	2RP253861	17
906905810101	11	2R0407361030	33	2RD253143B	5	2RP253863	46
922909061545	50	2R0407361A	33	2RD253683	35	2RP253891	29
940707310035	10	2R0407361A010	33	2RD253853B	23	2RP301461	13
940707310055	10	2R0407361A020	33	2RD253869	19	2RP511199	35
2118370202999	26	2R0407361A030	33	2RD312021	23	2RP798121	42
2118372391232	29	2R0407361STD	33	2RD398031	33	2RP957805	14
111837225D	26	2R0407545	34	2RD398043	44	2RR312141	24
111837226D	26	2R0407641	42	2RD407661	8	2RR312141 C	24
281853695B	37	2R0407641B	42	2RD407661B	8	2RR399181	35
2B510014	17	2R0419548	16	2RD407661C	8	2RR525413	42
2P0121004	10	2R0498629A	38	2RD407661D	15	2RR525413B	43
2P0121303A	24	2R0498629A 10	38	2RD407672	35	2RR599213	35
2P0129589	25	2R0498629A 20	38	2RD407687010	33	2RR711259	28
2P0253121A	35	2R0498629A 30	38	2RD407687020	33	2RR721555	14
2P0253683	35	2R0498629A 40	38	2RD407687030	33	2RS253121	48
2P0321143	32	2R0498629ACH 0	38	2RD407687STD	33	2S0103085A	43
2P0407172	12	2R0498629ACH 10	39	2RD407689	16	2S0103487	7
2P0407361	32	2R0498629ACH 20	39	2RD525177A	19	2S0121004B	10
2P0407361 10	32	2R0498629ACH 30	39	2RD525177B	19	2S0129142	5
2P0407361 20	32	2R0498629ACH 40	39	2RD525275	42	2S0129142A	5
2P0407361 30	32	2R0498629G 0	39	2RD607312A	48	2S0129589A	25
2P0407361 40	32	2R0498629G 10	39	2RD711397	48	2S0130301	50
2P0407545	34	2R0498629G 20	39	2RD807124CTR	30	2S0130305	50
2P0498629	38	2R0498629G 30	39	2RD807889	13	2S0141707	19
2P0498629 10	38	2R0498629G 40	39	2RD807899	13	2S0253137A	25
2P0498629 20	38	2R0498629GCH 0	39	2RD8676518A8	33	2S0311113A	43
2P0498629 30	38	2R0498629GCH 10	39	2RD957501	6	2S0721555H	14
2P0498629 40	38	2R0498629GCH 20	39	2RD957805B	14	2S0721556A	14
2P0498629CH	38	2R0498629GCH 30	39	2RD999491	31	2S0807102B8A8	30
2P0498629CH 10	38	2R0501317	42	2RE117273	5	2S0807103B8A8	30

2S08071048A8	30	2TD121005	10	7007031C91	10	T06407393	44
2S2141719A	23	2TD121005 B	10	85HBE23862AB	37	T06407545	34
2S2253691	16	2TD129593	31	B925741	17	T06411041	11
2S2253853A	23	2TD407687	33	B925746	17	T06411167	46
2S2253853B	23	2TD407687 10	33	C64110	17	T06498629	40
2S2253867A	11	2TD407687 20	33	C7TA8100155C	11	T06498629 10	40
2S2253867B	11	2TD407687 30	33	I90281	17	T06498629 20	40
2S2253869A	19	2TD498629	39	K033409	17	T06498629 30	40
2S2253869B	19	2TD498629 10	39	K033411	17	T06498629CH 0	40
2S2253877	46	2TD498629 20	39	K036633	45	T06498629CH 10	40
2S2298109	17	2TD498629 30	39	K045092	45	T06498629CH 20	40
2S2721261	17	2TD498629CH 0	39	N0101193	31	T06498629CH 30	40
2S2821331	21	2TD498629CH 10	39	N0101221	31	T06501317B	43
2SK141165	27	2TD498629CH 20	39	N0101673	31	T06525159A	20
2SP145467	27	2TD498629CH 30	39	N0102187	31	T06525275	43
2T0105253B	35	2TE117273	5	N01024015	31	T06599517	36
2T0129657	9	2TE117273A	5	N0103506	31	T06607319	49
2T0130764	51	2TJ501317A	43	N011004	36	T06609283	29
2T0141707B	23	2TJ721619	29	N0110212	36	T06609701	14
2T0145299	21	2U0130301	50	N0111862	36	T06609702	14
2T0201114A	51	2U0130302	50	N0209057	5	T06611647	24
2T0201551	47	2U0130303	50	N0221461	36	T06611705A	49
2T0253691	11	2U0130304	50	N0221491	36	T07253101H	49
2T0301227	43	2U0130305	50	N0235463	5	T11107125	30
2T0301457	43	2U0130306	50	N0401064	31	T11129863	37
2T0311189	43	2U0130764	51	N10023901	31	T11130125	22
2T0311281	43	2U0141701B	19	N1024118	31	T11145745	22
2T0311449	43	2U0145299	21	NF033848AB	36	T11198165	22
2T0311807B	29	2U0311189	43	NF033850AB	36	T11407172	13
2T0505469	48	2U0721555B	14	NF055718AB	36	T11407393	44
2T0711141	28	2U2103548A	15	NF058676AB	31	T11407545	34
2T0903165	35	2U2103548B	15	NF058721AB	31	T11407675	47
2T2121303	24	2U2103548C	15	NF058725AB	31	T11407677	7
2T2129589	25	2U2103548F	15	NF386180AB	36	T11407685	43
2T2141165H	27	2U2103548Y	15	NF386478AA	36	T11407687	33
2T2141165K	27	2U2121004	10	NFE466025AA	37	T11407687 10	33
2T2141197	13	2U2141255	43	NFE602208C	31	T11407687 20	33
2T2141197A	13	2U2311189	43	NFE602373C	31	T11407687 30	33
2T2141231A	7	2UU311623	43	NFE661120HF	7	T11407693	16
2T2141255	22	2V5881053	42	NFE800817E	31	T11407751	36
2T2141719	23	2VB721205	24	NFE826238KA	36	T11407759	36
2T2141719B	23	2VB721405	17	NFN601218AB	31	T11413435A	11
2T2145299A	21	2VC498629	39	NFN620481DF	36	T11413435A O	11
2T2253143C	5	2VC498629 10	40	NFU800900	13	T11498629	40
2T2253143H	5	2VC498629 20	40	NFU801225KA	5	T11498629 10	40
2T2253143J	5	2VC498629 30	40	NFU801229KA	6	T11498629 20	40
2T2253143K	5	2VC498629CH 0	40	RCCE00297	17	T11498629 30	40
2T2311113	43	2VC498629CH 10	40	RCCE00440	17	T11498629CH 0	40
2T2721261F	17	2VC498629CH 20	40	RCCE00700	17	T11498629CH 10	40
2T2807071N28	30	2VC498629CH 30	40	SP5074	23	T11498629CH 20	40
2T2821687	21	2VF8071038A8	30	SP6964	23	T11498629CH 30	40
2TA115611	52	2VF857173999	46	SP7035	23	T11711291	33
2TA121831	5	2VF999471	31	T00415721A	18	T11711973	23
2TA145171	42	2VG145157	10	T00711335A	14	T11957805	14
2TA201551	47	2VG721555	14	T00711335B	14	T11957821A	20
2TA253861	17	2VG721555A	14	T00837502	28	T12109431C	44
2TA422397	52	2VR801171	46	T00957805B	14	T12130303	50
2TA608701A	7	2VU121073	28	T00957805C	14	T12130803	52
2TA608705A	52	2W0121303	24	T06107119	15	T12130803A	30
2TA955651	10	2W0145741A	48	T06107121	15	T12501224	37
2TA957501A	6	2Z0105313	44	T06107123	15	T12501317	43
2TA957501B	6	2Z0121303B	25	T06129611	51	T12525275	43
2TA957821B	20	2Z0129642	5	T06130553	29	T12525371	20
2TB121059A	27	2Z0201551	47	T06199201	18	T12525375	26
2TB121303 O	24	2Z0409135	31	T06253101K	49	T12525377	8
2TB130805	51	2Z0511153	9	T06253121D	49	T12945223A	26
2TC607312	48	2Z0721261A	45	T06253683A	49	T12953141	26
2TC607312A	48	2Z0721885	17	T06311521	20	T12957501B	6
2TC957501	6	2Z0900275	45	T06407172	13	T12957805	14
2TD117239	48	2Z0903119A	35	T06407373	30	T13141161	27

T13141173	44	TAE107121	16	TJG115451B	28	TRA127967	52
T13311189	43	TAE107123	16	TJG115451B S	28	TRA130301	50
T13311983	29	TAE109285	47	TJG130301	50	TRA130302	50
T13311995A	34	TAE109289	26	TJG130302	50	TRA130303	51
T13312017	43	TAE115107	52	TJG130303	50	TRA130304	51
T13407671	36	TAE121853	30	TJG130304	50	TRA130305	51
T13607425	47	TAE121855	49	TJG130306	50	TRA130306	51
T14501275	36	TAE129321	52	TJG130805	51	TRA130805	51
T14525873	31	TAE129589	26	TJG141861	24	TRA145475	6
T15129620C	22	TAE129589A	26	TJG141865	19	TRA903119	35
T15415701C	9	TAE130303	50	TJG141867	8	TRG117231A	28
T16407172	13	TAF253227	32	TJG141883	34	TRG117275	6
T16407393	44	TAF253861	17	TJG145455	37	TRG130302	51
T16407545	34	TAF253867	11	TJG145457	36	TRG201035	52
T16407641	44	TAF253891	8	TJG199379B	49	ZF7673975816	10
T16407679A	15	TAF299251	8	TJG253101A	49	ZF7674975960	10
T16407685	44	TAF299263	18	TJG253135	26		
T16407685B	44	TAL117231	28	TJG253869A	19		
T16407687	34	TAL117269	6	TJG301235C	26		
T16407687 10	34	TAP145179	49	TJG311733	35		
T16407687 20	34	TAP721519	29	TJG399179C	8		
T16407687 30	34	TAP957805C	14	TJG399181A	36		
T16407687A	34	TAR253853	23	TJG407689	16		
T16407687A 10	34	TAR411041	11	TJG407697C	47		
T16407687A 20	34	TAR411233A	32	TJG419669B	12		
T16407687A 30	34	TAR711523	23	TJG501473	48		
T16407991	26	TAR721075	19	TJG521153	32		
T16411093	11	TAR721257 A	45	TJG711116	24		
T16415712B	47	TAR953235 O	25	TJG711141	28		
T16498629	40	TAR957805	14	TJG711259B	28		
T16498629 10	41	TAT129973	28	TJG711397A	48		
T16498629 20	41	TAT863057232	16	TJG711397XD	47		
T16498629 30	41	TAU957501	6	TJG711397XE	47		
T16498629A	41	TAV121617	46	TJG711981C	7		
T16498629A 10	41	TD1253683A	49	TJG721139	32		
T16498629A 20	41	TD1711877B	14	TJG807131	46		
T16498629A 30	41	TD1711877C	14	TJG807202	30		
T16498629ACH 0	41	TE3103113Q	13	TJG807741	19		
T16498629ACH 10	41	TE3103193	13	TJG857173	46		
T16498629ACH 20	41	TE3103487	52	TJG857174	46		
T16498629ACH 30	41	TE3109285	47	TJG899369	20		
T16498629B	41	TE3115561	22	TJG899369 X	20		
T16498629B 10	41	TE3121831E	6	TJG899371E	48		
T16498629B 20	41	TE3129611A	11	TJG899441	13		
T16498629B 30	41	TE3141865	19	TJG899607	18		
T16498629B VP	41	TE3141869	13	TJG915415	36		
T16498629BCH 0	41	TE3145745A	22	TJG953277	38		
T16498629BCH 10	41	TE3145903A	36	TJG957501H	6		
T16498629BCH 20	41	TE3311189A	44	TJG957501K	6		
T16498629BCH 30	41	TE3311543	7	TL7121043	26		
T16498629CH 0	41	TE3312061	8	TL7129611	51		
T16498629CH 10	41	TE3501317A	44	TL7129863	37		
T16498629CH 20	41	TE3607033	29	TL7130302	50		
T16498629CH 30	41	TE3607473	36	TMG253853	23		
T16513479	8	TE3837016	21	TMG521153	32		
T16525187	8	TEG129620	22	TMG525231	36		
T16525187187A	42	TEG129620A	22	TMJ121303 O	25		
T16525187A	8	TEG141165	27	TMJ512393	13		
T2D145407	47	TEG141165 F	27	TMJ512395	44		
T2D311879	44	TEG145745A	22	TN4253861	17		
T2D312057	26	TEG253143A	6	TNQ711111	26		
T2D312077	8	TEG311541A	24	TNR411075	49		
T2D525283	22	TEG721619A	29	TPH141857	24		
T72601157	48	TF3103211	7	TPH141857 X	24		
T75411185A	15	TF3721405	17	TQG117231	28		
TAC109215	44	TGG145177	49	TQG117231 O	28		
TAC127525A	49	TGG253101A	49	TRA103385	32		
TAC837015	21	TH7299255	32	TRA115561	22		
TAE103209	7	TH7807132	46	TRA121045	7		
TAE107119	16	TJG109289	26	TRA121121	52		





www.cipec.com.br

EMPRESA CERTIFICADA
CERTIFIED COMPANY **ISO 9001:2015**

Conheça toda nossa Linha de Produtos

- Agrale
- Ford
- Iveco
- Mercedes
- Scania
- Volvo
- Freios



GRUPOCIPEC