



CATÁLOGO PEÇAS DE REPOSIÇÃO
Spare Parts Catalogue
FORD | MERCEDES | VW
2024

A Cipec iniciou suas atividades em 1983 na cidade de São Caetano como um pequeno distribuidor e fabricante de peças de reposição para caminhões e ônibus. Trabalhando com empenho e seriedade, a Cipec rapidamente ampliou seu leque de produtos de distribuição, alcançando logo em seguida o status de referência nacional no mercado de reposição da linha Scania.

Em 1999, devido ao ritmo crescente dos negócios, a estrutura da Cipec já não comportava a demanda, levando a empresa a transferir suas atividades para uma área de 20.000 m² em Indaiatuba, localizada estrategicamente no interior paulista. Nesse novo local, a empresa investiu fortemente na parte fabril e agregou as linhas Volvo, VW, MWM, Cummins e Iveco.

Com amplo espaço fabril e novos nichos de mercado se abrindo, em 2003 a Cipec inovou mais uma vez, implantando uma completa linha de servos de embreagem, válvulas e reparos de freios para linha pesada. Surgiu então a NTI, uma marca Cipec que em pouco tempo ficaria conhecida no mercado, oferecendo um produto competitivo e altamente confiável.

Atualmente, a Cipec conta com mais de 170 colaboradores e comercializa mais de 22.000 itens a partir de sua unidade fabril localizada em Indaiatuba, ampliando ainda mais sua capacidade de produção e expedindo mais de 30 toneladas de produtos por dia para mais de 50 países em todo o mundo.

Cipec began its activities in 1983 in the city of São Caetano as a small distributor and manufacturer of spare parts for trucks and buses. Working with dedication and seriousness, Cipec quickly expanded its range of distribution products and soon achieved national reference status in the replacement market for the Scania line.

By 1999, its structure could no longer accommodate the growing pace of business, prompting Cipec to transfer its operations to a 20,000 m² area in Indaiatuba, strategically located in the interior of São Paulo. Strong investments were made in the manufacturing sector, and the Volvo, VW, MWM, Cummins, and Iveco lines were added.

With ample manufacturing space and new market niches emerging, Cipec innovated once again in 2003, introducing a complete line of clutch servos, valves, and brake repair kits for heavy-duty applications. Thus, NTI was born, a Cipec brand that quickly became known in the market, offering competitive and highly reliable products.

Today, Cipec employs over 170 employees and sells over 22,000 items from its manufacturing facility located in Indaiatuba, further increasing its production capacity and shipping over 30 tons of products per day to more than 50 countries worldwide.

La Cipec inició sus actividades en 1983 en la ciudad de São Caetano como un pequeño distribuidor y fabricante de repuestos para camiones y autobuses. Trabajando con dedicación y seriedad, Cipec amplió rápidamente su gama de productos de distribución y pronto alcanzó el estatus de referencia nacional en el mercado de repuestos para la línea Scania.

Para 1999, su estructura ya no podía soportar el creciente ritmo de negocios, lo que llevó a Cipec a trasladar sus operaciones a una área de 20,000 m² en Indaiatuba, estratégicamente ubicada en el interior de São Paulo. Se realizaron fuertes inversiones en el sector manufacturero y se añadieron las líneas Volvo, VW, MWM, Cummins y Iveco.

Con un amplio espacio de fabricación y nuevos nichos de mercado emergentes, Cipec innovó una vez más en 2003, introduciendo una línea completa de servos de embrague, válvulas y reparaciones de frenos para aplicaciones de servicio pesado. Así nació NTI, una marca de Cipec que rápidamente se hizo conocida en el mercado, ofreciendo productos competitivos y altamente confiables.

Hoy en día, Cipec emplea a más de 170 trabajadores y vende más de 22,000 artículos desde su planta de fabricación ubicada en Indaiatuba, aumentando aún más su capacidad de producción y enviando más de 30 toneladas de productos al día a más de 50 países en todo el mundo.



VW

7

ABRACADEIRA	7
ADAPTADOR	8
ALAVANCA	9
AMORTECEDOR	9
ANEIS DIVERSOS	9
ANEL TRAVA	9
APOIO	10
ARRUELA	10
ASSENTO	11
BARRA DE DIRECAO	11
BATENTE	11
BOCAL	11
BOMBA D'AGUA	12
BOMBA DIRECAO HIDRAULICA	12
BOMBA ESGUICHO PARABRISA	12
BOMBA MANUAL	13
BORBOLETA	13
BORRACHA	13
BOTAO	14
BUCHA DE BRONZE	14
BUCHAS DIVERSAS	14
BUJAO	15
CABO	16
CALCO	17
CAPA	18
CARCACA	18
CHAPA	18
CHAVETA	19
CILINDRO	19
COLUNA	20
COPO	20
COXIM	20
CUPILHA	21
DEFLETOR	21
DOBRADICA	21
EIXO	21
EMBOLO	22
ENGRENAGEM	22
ESFERA	22
ESPAÇADOR	23
ESTICADOR	23
ESTRIBO	23
FECHADURA	23
FILTRO	24
FLANGE	24
FLANGE E LUVA P/ CARDA	24
FLEXIVEL	24
FREIO MOTOR	25

GARFO	25
GRADE	26
GUARDA-PO	26
HASTE	26
HELICE	27
INTERRUPTOR	27
JOGO DE JUNTA	27
JUNTA	27
LANTERNA	28
MACANETA	29
MANCAL	29
MANCAL DE EMBREAGEM	29
MANGUEIRA	30
MANGUEIRA SILICONE	30
MANOPLA	30
MAQUINA DE VIDRO	31
MOLA	31
MOLDURA	31
MORINGA	32
O'RING	32
PAINEL	32
PARACHOQUE	32
PARAFUSO	33
PEDAL	34
PINO	35
PISTA	37
PISTAO	37
POLIA	37
PONTEIRA	38
PORCA	38
PORTA-OBJETO	39
PRESILHA	39
PRISIONEIRO DE ACO	40
PROTETOR	40
RELE	40
REPARO MANGA DE EIXO	40
REPAROS DIVERSOS	44
RESERVATORIO	44
RETENTOR	44
ROLAMENTO	46
SEDE	47
SELO	47
SENSOR	47
SERVO EMBREAGEM	48
SILENCIOSO	48
SINCRONIZADOR	48
SUPORTE	49
TAMPA	49
TERMINAL	50

VW	7		
TIRANTE	50	LANTERNA	71
TRAVA	51	MANCAL DE EMBREAGEM	71
TUBO	51	MANGUEIRA	71
TUBO INJETOR	52	MANGUEIRA SILICONE	72
VALVULA	54	MANOPLA	72
VALVULA DIVERSAS	54	MAQUINA DE VIDRO	72
VARETA	54	MOLA	73
VEDADOR	55	O'RING	73
FORD	56	PARACHOQUE	74
ABRACADEIRA	56	PARAFUSO	74
ADAPTADOR	57	PINO	75
ALAVANCA	57	PISTAO	77
ANEIS DIVERSOS	57	POLIA	77
ANEL TRAVA	57	PORCA	77
ARRUELA	58	PORTA-OBJETO	78
BASE	58	PRESILHA	78
BATENTE	59	PRISIONEIRO DE ACO	79
BOIA COMBUSTIVEL	59	PROTETOR	79
BOMBA D'AGUA	59	REPARO MANGA DE EIXO	79
BOMBA MANUAL	59	REPAROS DIVERSOS	83
BORRACHA	60	RESERVATORIO	83
BOTAO	60	RETENTOR	83
BUCHAS DIVERSAS	60	ROLAMENTO	85
BUJAO	62	SEDE	85
CABO	62	SELO	85
CALCO	63	SENSOR	85
CARCACA	64	SERVO EMBREAGEM	86
CHAVETA	64	SINCRONIZADOR	86
CILINDRO	64	SUPORTE	86
COXIM	65	TAMPA	87
CUPILHA	65	TERMINAL	87
DOBRADICA	65	TIRANTE	87
EIXO	66	TRAVA	88
EMBOLO	66	TUBO	88
ENGRENAGEM	66	TUBO INJETOR	88
ESFERA	66	VALVULA	90
ESPACADOR	67	VALVULA DIVERSAS	90
ESTICADOR	67	VALVULA SOLENOIDE	90
ESTRIBO	67	VARETA	91
FILTRO	67	VEDADOR	91
FLANGE E LUVA P/ CARDA	68	MERCEDES	92
FREIO MOTOR	68	ABRACADEIRA	92
GARFO	68	ANEIS DIVERSOS	92
GUARDA-PO	69	ANEL TRAVA	92
HASTE	69	ARRUELA	93
HELICE	69	ARRUELA DE VEDACAO	93
INTERRUPTOR	70	BATENTE	93
JUNTA	70	BICO REFRIGERACAO	93
		BOMBA D'AGUA	94

MERCEDES	92
BOMBA ESGUICHO PARABRISA	95
BOMBA MANUAL	95
BUCHAS DIVERSAS	95
CALCO	96
CASTANHA	96
CILINDRO	96
ESFERA	98
ESPELHO RETROVISOR	98
FAROL	98
FILTRO	98
HELICE	99
INSERTO	99
LANTERNA	99
MANCAL DE EMBREAGEM	99
MANGUEIRA SILICONE	100
MANOPLA	100
MOLA	101
MOLDURA	101
O'RING	101
PINO	101
POLIA	102
PORCA	102
REPARO BOMBA D'AGUA	102
REPARO MANGA DE EIXO	103
REPAROS DIVERSOS	104
RETENTOR	104
ROLAMENTO	104
SENSOR	105
SERVO EMBREAGEM	105
SINCRONIZADOR	106
TAMPA	106
TERMINAL	106
TRAVA	107
VALVULA	107
VALVULA DIVERSAS	107
CONTATOS	108
ÍNDICE POR CÓDIGO	109



VW	7		
CLAMP	7	FORK	25
ADAPTER	8	GRID	26
LEVER	9	DUST COVERS	26
SHOCK ABSORBER	9	ROD	26
RING	9	FAN	27
LOCK RING	9	SWITCHE	27
BRACKET	10	GASKET SET	27
WASHER	10	GASKET	27
SEAT	11	LANTERN	28
STEERING BAR	11	HANDLE	29
STOPPER	11	BEARING CAP	29
NOZZLE	11	CLUTCH BEARING	29
WATER PUMP	12	HOSE	30
POWER STEERING PUMP	12	SILICON HOSE	30
WINDSHIELD WIPER PUMP	12	KNOB	30
HAND PUMP	13	WINDOW LIFTER MECHANISM	31
THROTTLE	13	SPRING	31
RUBBER	13	FRAME	31
BUTTON	14	DRIVING SHAFT SLEEVE	32
BRONZE BUSHING	14	O'RING	32
BUSHING ALL TYPE	14	PANEL	32
PLUG	15	BUMPER	32
CABLE	16	SCREW	33
SHIM	17	PEDALS	34
COVER	18	PIN	35
HOUSING	18	SUPPORT	37
PLATE	18	PISTON	37
KEY	19	PULLEY	37
CYLINDER	19	PROTECTIVE	38
COLUMN	20	NUT	38
GLASSE	20	OBJECT HOLDER	39
RUBBER MOUNT	20	CLAMP	39
COTTER PIN	21	STEEL STUD	40
DEFLECTOR	21	PROTECTOR	40
HINGE	21	RELAYS	40
AXLE	21	KING PIN REPAIR KIT	40
PISTON	22	REPAIR KIT	44
GEAR	22	CONTAINERS	44
BALL	22	RETAINER	44
SPACER	23	ROLLER BEARING	46
BELT TENSIONER	23	BALL SEATS	47
RUNNING BOARD	23	SEALINGS	47
DOOR LOCK	23	SENSOR	47
FILTER	24	CLUTCH SERVO	48
FLANGE	24	MUFFLERS	48
YOKE	24	SYNCHRONIZING	48
FLEXIBLE	24	BRACKET	49
EXHAUST BRAKES	25	COVER	49
		TERMINALS	50

VW	7		
PISTON RODS	50	LANTERN	71
LOCKS	51	CLUTCH BEARING	71
TUBE	51	HOSE	71
INJECTOR TUBE	52	SILICON HOSE	72
VALVE	54	KNOB	72
DIVERSE VALVE	54	WINDOW LIFTER MECHANISM	72
ROD	54	SPRING	73
SEALINGS	55	O'RING	73
FORD	56	BUMPER	74
CLAMP	56	SCREW	74
ADAPTER	57	PIN	75
LEVER	57	PISTON	77
RING	57	PULLEY	77
LOCK RING	57	NUT	77
WASHER	58	OBJECT HOLDER	78
BASE	58	CLAMP	78
STOPPER	59	STEEL STUD	79
FUEL FLOAT	59	PROTECTOR	79
WATER PUMP	59	KING PIN REPAIR KIT	79
HAND PUMP	59	REPAIR KIT	83
RUBBER	60	CONTAINERS	83
BUTTON	60	RETAINER	83
BUSHING ALL TYPE	60	ROLLER BEARING	85
PLUG	62	BALL SEATS	85
CABLE	62	SEALINGS	85
SHIM	63	SENSOR	85
HOUSING	64	CLUTCH SERVO	86
KEY	64	SYNCHRONIZING	86
CYLINDER	64	BRACKET	86
RUBBER MOUNT	65	COVER	87
COTTER PIN	65	TERMINALS	87
HINGE	65	PISTON RODS	87
AXLE	66	LOCKS	88
PISTON	66	TUBE	88
GEAR	66	INJECTOR TUBE	88
BALL	66	VALVE	90
SPACER	67	DIVERSE VALVE	90
BELT TENSIONER	67	SOLENOID VALVE	90
RUNNING BOARD	67	ROD	91
FILTER	67	SEALINGS	91
YOKE	68	MERCEDES	92
EXHAUST BRAKES	68	CLAMP	92
FORK	68	RING	92
DUST COVERS	69	LOCK RING	92
ROD	69	WASHER	93
FAN	69	SEALING WASHER	93
SWITCHE	70	STOPPER	93
GASKET	70	NOZZLE COOLING	93
		WATER PUMP	94



MERCEDES **92**

WINDSHIELD WIPER PUMP	95
HAND PUMP	95
BUSHING ALL TYPE	95
SHIM	96
CLAMP	96
CYLINDER	96
BALL	98
REAR VIEW MIRROR	98
HEAD LAMP	98
FILTER	98
FAN	99
INSERT	99
LANTERN	99
CLUTCH BEARING	99
SILICON HOSE	100
KNOB	100
SPRING	101
FRAME	101
O'RING	101
PIN	101
PULLEY	102
NUT	102
WATER PUMP REPAIR KIT	102
KING PIN REPAIR KIT	103
REPAIR KIT	104
RETAINER	104
ROLLER BEARING	104
SENSOR	105
CLUTCH SERVO	105
SYNCHRONIZING	106
COVER	106
TERMINALS	106
LOCKS	107
VALVE	107
DIVERSE VALVE	107

CONTACTS **108****INDEX BY CODE** **109**

1.01 ABRACADEIRA CLAMP

2376119871 SPRING CLAMP 22 MM

ABRACADEIRA TIPO MOLLA 22 MM
004889



TODOS MODELOS /

2RD115657 SPRING CLAMP

ABRACADEIRA TIPO MOLLA
017857
NFU801228KA



7.100 / 8.100 / 8.140 / 8.140CO / 8.140CE / L.80 /
12.140T / 12.170BT / 14.150 / 14.170BT / 14.180

2RD117273 STEEL CLAMP 73 X 79 MM

ABRACADEIRA ACO 73 X 79 MM
004875



7.100 / 8.100 / 8.140 / 8.140CO / 8.140CE / L.80 /
12.140T / 8.140CKD / 13.150 / 8.150 MWM

2RD129723 STEEL CLAMP 96 X 102 MM

ABRACADEIRA ACO 96 X 102 MM
004871
NFU801222KN



7.100 / 15.180EOD / 15.190EOD / 7.110 / 8.150 /
7.120 / 8.120 / 13.150 /

2RD253143B CLAMP 94 X 5 MM

ABRAC. ACO C/ CANALETA 94X5 MM
004853
TGG253143
2P0253143B



7.100 / 8.100 / 8.140 / 8.140CO / 8.140CE / L.80 /
12.140T / 14.150 / 8.140CKD / 7.110 / 8.150 / 7.

2RE117273 CLAMP 77 X 83 MM

ABRAC. ACO TIPO TUCHO 77X83 MM
004973



8.140 / 8.140CO / 8.140CE / 16.180CO / 16.210CO /
17.210OD / 17.250E / 24.250E / 8.150E / 8.150 /

2RE117273A STEEL CLAMP 68 X 74 MM

ABRACADEIRA ACO 68 X 74 MM
004879



8.140 / 8.140CO / 8.140CE / 15.180EOD / 15.
190EOD / 17.250E / 23.250E / 24.250E / 8.150E /

2RE117273C STEEL CLAMP 83 X 92 MM

ABRACADEIRA ACO 83 X 92 MM
004975



17.210OD / 26.260 / 31.260 / 17.250E / 17.
260EOT / 18.320EOT / 24.250E / 8.150E / 8.150 /

2RE121255 SPRING CLAMP

ABRACADEIRA TIPO MOLLA
017855



7.100 / 8.100 / 8.140 / 8.140CO / 8.140CE / L.80 /
12.140T / 12.170BT / 12.180 / 14.150 / 14.170BT

2RH129723B CLAMP 86 X 92 MM

ABRAC. ACO TIPO TUCHO 86X92 MM
004974



13.180 / 15.180 / 17.210 MWM EURO 2 / 23.210
MWM EURO 2 / 13.170E / 15.170E / 13.180E / 15.

2S0129142 AIR FILTER CLAMP

ABRAC. INFERIOR FILTRO AR
013352



24.250 / 40.300 / 15.180EOD / 15.190EOD / 18.
310 / 26.260 / 26.310 / 26.220 / 31.260 / 31.310 /

2S0129142A CLAMP

ABRAC. SUPERIOR FILTRO AR
014884



24.250 / 40.300 / 15.180EOD / 15.190EOD / 18.
310 / 26.260 / 26.310 / 26.220 / 31.260 / 31.310 /

2T2253143C CLAMP EXHAUST TUBE

MEIA ABRACADEIRA TUBO ESCAPE
017853



26.220 / 26.260E / 31.260E /

2T2253143H EXHAUST CLAMP

ABRACADEIRA TUBO ESCAPAMENTO
015302



15.180EOD / 15.190EOD / 26.260
CONSTELLATION / 31.260 CONSTELLATION /

2T2253143J CLAMP

ABRACADEIRA TUBO FLEX. ESCAPE
017856



26.220 / 26.260E / 31.260E / 26.260
CONSTELLATION / 31.260 CONSTELLATION /

2T2253143K EXHAUST CLAMP

ABRACADEIRA TUBO ESCAPE
017854



24.250 / 40.300 / 18.310 / 26.260 / 26.310 / 26.220 /
31.260 / 31.310 / 17.210 / 17.220 / 17.300 / 17.

2TA121831 STEEL CLAMP 22 X 32 MM

ABRACADEIRA ACO 22 X 32 MM
004874



8.100 / 8.140 / 8.140CO / 8.140CE / 8.140CKD /
12.140T / 7.100 / L.80 /

2TE117273 STEEL CLAMP 80 X 86 MM

ABRACADEIRA ACO 80 X 86 MM
004857



12.170BT / 14.170BT / 14.220 / 16.170 / 16.220 /
16.300 / 17.210OD / 24.250 / 35.300 / 40.300 / 15.

2TE117273A STEEL CLAMP 83 X 89 MM

ABRACADEIRA ACO 83 X 89 MM
004877



24.250 / 40.300 / 18.310 / 26.260 / 26.310 / 26.220 /
31.260 / 31.310 / 26.260E / 31.260E / 17.220 /

2Z0129642 STEEL CLAMP 151 X 160 MM

ABRACADEIRA ACO 151 X 160 MM
004887



17.210OD / 26.260E / 31.260E / 26.260
CONSTELLATION / 31.260 CONSTELLATION /

03873109 BRACKET FOR 3 INJECTION

ABRAC. 3 CANALETAS TUBO INJETOR
005299
920509770044
2R0130531



12.140H / 6.90 / 7.90S / 7.110S / 11.130 / 13.130 /
14.140 / 11.140 / 12.140 / 7.90 /

N0209057 NYLON CLAMP 200 X 5

ABRACADEIRA NYLON 200 X 5
005657



7.100 / 8.100 / 8.140 / 8.140CO / 8.140CE / 12.
140T / 12.170BT / 12.180 / 14.150 / 14.170BT /

N0235463 STEEL CLAMP 9 X 13 MM

ABRACADEIRA ACO 9 X 13 MM
004887
796348
ZBZ201193A



8.140 / 8.140CO / 8.140CE / 8.140CKD /

NFU801225KA STEEL CLAMP 57 X 76 MM

ABRACADEIRA ACO 57 X 76 MM
004884



14.220 / 16.170 / 16.220 / 17.300 / 17.310 / 16.220
LEITO / 23.310 / 24.220 /

1.01 ABRACADEIRA

CLAMP

NFU801229KA STEEL CLAMP 38 X 51 MM

ABRACADEIRA ACO 38 X 51 MM
004883



UNIVERSAL TODOS VEICULOS /

TAL117269 CLAMP 104 MM

ABRAC. ACO C/ CANALETA 104 MM
004878



14.220 / 16.220 / 16.300 / 24.250 / 35.300 / 40.300 / 18.310 / 26.260 / 26.310 / 26.220 / 31.260 / 31.

TE3121831E STEEL CLAMP 13 X 19 MM

ABRACADEIRA ACO 13 X 19 MM
004888



14.210 / 16.210 /

TEG253143A CLAMP 108 MM

ABRAC. ACO C/ CANALETA 108 MM
004856
TJG253143A



12.180 / 14.150 / 14.180 / 16.170 / 16.180CO / 16.210CO / 17.210OD / 24.250 / 40.300 / 15.180EOD

TRA145475 CLAMP OF TURBINE

ABRACADEIRA TURBINA
006625
3354862
TIRC818CUM



12.170BT / 14.170BT / 16.170 / 16.200 / 17.250E / 17.210 / 24.250E / 13.170E / 15.170E / 15.190E /

TRG117275 STEEL CLAMP 77 X 86 MM

ABRACADEIRA ACO 76 X 83 MM
004873



24.250 / 35.300 / 35.300H /

1.02 ADAPTADOR

ADAPTER

2R0201156 FUEL FILTER ADAPTER

ADAPTADOR FILTRO COMB.
017806



18.310 / 8.150E / 9.150E / 17.250E / 23.250E / 24.250E / 13.180E / 15.170E / 15.180E / 15.190E /

2RD957501 SPEEDOMETER ADAPTOR

ADAPTADOR VELOCIMETRO
015456



7.100 / 8.100 /

2TA957501A SPEEDOMETER ADAPTOR

ADAPTADOR VELOCIMETRO
015457



L.80 / 16.210CO /

2TA957501B SPEEDOMETER ADAPTOR

ADAPTADOR VELOCIMETRO
015458



L.80 /

2TC957501 SPEEDOMETER ADAPTOR

ADAPTADOR VELOCIMETRO
015450



16.300 / 40.300 /

T12957501B SPEEDOMETER ADAPTOR

ADAPTADOR VELOCIMETRO
014346



14.170BT / 16.220 / 16.220 LEITO /

TAU957501 SPEEDOMETER ADAPTOR

ADAPTADOR VELOCIMETRO
015453



24.250 /

TJG957501H SPEEDOMETER ADAPTOR

ADAPTADOR VELOCIMETRO
015454



24.250 / 24.220 /

TJG957501K SPEEDOMETER ADAPTOR

ADAPTADOR VELOCIMETRO
015455



24.250 / 24.220 /

1.03 ALAVANCA LEVER

TE3311543 GEAR BOX LEVER

ALAVANCA CAMBIO
018084
3316290
TN4311543



15.180EOD / 15.190EOD / 17.260EOT / 18.320EOT / 17.180 CUMMINS EURO 3 / 17.180

TJG711981C GEAR BOX CONTROL

ALAV. ARTIC. CAIXA CAMBIO RT
005135



16.300 / 24.250 / 35.300 / 40.300 / 24.220 / 26.260 / 26.310 / 26.220 / 31.260 / 31.310 / 26.260E / 31.

1.04 AMORTECEDOR SHOCK ABSORBER

2R2899515 CABIN SHOCK ABSORBER

AMORT. CABINE CONSTELLATION S/
012392



26.260 CONSTELLATION / 31.260 CONSTELLATION / 31.320E CONSTELLATION /

1.05 ANEIS DIVERSOS RING

2R0145487B COMPRESSOR O-RING

O-RING COMPRESSOR AR
017803



15.180EOD / 15.190EOD / 26.260E / 31.260E / 26.260 CONSTELLATION / 31.260

2S0103487 VALVE COVER RING

ANEL PARAF. TAMPA VALV. CUMMINS 5.9
012464
3358055
2TD103593
2RL103593



12.170BT / 14.170BT / 16.170 / 16.200 / 13.190 / 13.170 / 15.170 / 17.210 CUMMINS EURO 2 / 23.

TAE103209 FLYWHEEL SEALING RING

ANEL VEDACAO VOLANTE MOTOR
013478
904960651301
7002872C1
02872BRAGF
2R0103209



7.100 / 8.100 / 8.140 / 8.140CO / 8.140CE / L.80 / 12.140T / 12.180 / 14.150 / 14.180 / 16.180CO /

TF3103211 SEALING RING

ANEL VEDACAO CAPA SECA VOLANTE
017799



12.170BT / 14.170BT / 14.220 / 16.170 / 16.220 / 16.300 / 24.250 / 35.300 / 40.300 / 16.220 LEITO /

TRA121045 WATER PUMP SEALING

ANEL VEDACAO B'B D'AGUA
017800



12.170BT / 14.170BT / 16.170 / 16.200 / 17.250E / 23.250E / 24.250E / 8.150E / 13.170E / 15.170E

1.06 ANEL TRAVA LOCK RING

2T2141231A CLUTCH BEARING LOCK

ANEL TRAVA ROL. EMBREAGEM
018071



26.260 CONSTELLATION / 31.260 CONSTELLATION / 31.320E CONSTELLATION /

2TA608701A SAFETY RING

ANEL SEGURANCA VALV. MANETIM
017805



7.110 / 7.120 / 7.100 / 8.120 / 8.150 / 18.310 / 13.190 / 15.190 / 13.150 / 13.170 / 15.170 / 13.180 /

NFE661120HF LOCK RING

ANEL TRAVA 18,5 X 1,2
009392



7.100 / 8.100 / 8.140 / L.80 / 12.140T / 12.170BT / 12.180 / 14.150 / 14.170BT / 14.180 / 14.220 / 16.

T11407677 AXLE LOCK RING

ANEL TRAVA MANGA EIXO
010342



12.140T / 12.170BT / 12.140H / 11.130 / 13.130 / 14.140 / 11.140 / 12.140 / 13.190 / 13.170 / 13.150



1.06 ANEL TRAVA

LOCK RING

T2D312077 LOCK GEAR

ANEL TRAVA ENGRENAGEM 3^o VEL.
007538



7.100 / 8.100 / 8.140 / 8.140CO / 8.140CE / L.80 / 12.140T / 12.170BT / 12.180 / 14.150 / 14.170BT

TE3312061 LOCKING RING

ANEL TRAVA
012124
3315686



16.170 / 16.180CO / 16.220 / 16.300 / 17.210OD / 24.250 / 35.300 / 15.180EOD / 15.190EOD / 16.

TJG399179C LOCK RING

ANEL TRAVA
012115
014327



24.250 / 26.260 / 26.220 / 31.260 / 26.260E / 31.260E /

1.07 APOIO

BRACKET

2318372091 OUTER DOOR HANDLE

BASE PEQ. MACANETA EXT. PORTA
012458



7.100 / 8.100 / 8.140 / L.80 / 12.140T / 12.170BT / 12.180 / 14.150 / 14.170BT / 14.180 / 14.220 / 16.

2318372111 OUTER DOOR HANDLE

BASE GDE MACANETA EXT. PORTA
012459



7.100 / 8.100 / 8.140 / L.80 / 12.140T / 12.170BT / 12.180 / 14.150 / 14.170BT / 14.180 / 14.220 / 16.

1.08 ARRUELA

WASHER

2P0711579B PLASTIC WASHER

ARRUELA PLASTICA
018269



17.210OD / 15.180EOD / 15.190EOD / 5.140 MWM DELIVERY / 8.150 MWM DELIVERY /

2RD407661 STEERING KNUCKLE NUT

ARRUELA TRAVA PORCA MANGA EIXO
005377
02989561



7.100 / 8.100 / 8.140 / 8.140CO / 8.140CE / L.80 / 8.140CKD / 6.90 / 7.90S / 7.110S / 7.110 / 7.90 /

2RD407661B AXLE ADJUSTER WASHER

ARRUELA AJUSTE MANGA EIXO 29,5 X 50,0 X
011244



7.100 / 8.100 / 8.140 / 8.140CO / 8.140CE / 8.140CKD / 6.90 / 7.90S / 7.110S / 7.90 / 8.150 / 7.

2RD407661C AXLE ADJUSTER WASHER

ARRUELA AJUSTE MANGA EIXO 29,5 X 50,0 X
011245



5.140 EOD / 6.90 / 7.100 / 7.110S / 7.120 / 7.90 / 7.90S / 8.100 / 8.120 / 8.120OD / 8.140 / 8.140CE

T12525377

ARRUELA COBRE 0,9X 40 X 45 (1540A45A)
023409



14.200 / 12.140H / 14.150 / 14.150 CHILE / 14.220 / 16.170 / 16.220 / 16.220 LEITO / 12.170BT / 14.

T16513479 SHOCK ABSORBER

ARRUELA AMORTECEDOR CONSTELLATION
016566



12.140T / 12.170BT / 12.180 / 14.150 / 14.170BT / 14.180 / 14.220 / 16.170 / 16.180CO / 16.210CO /

T16525187 SATELITE SUPPORT

ARRUELA ENC. SATEL. 14 A 16 TON. 2
005335
009128



14.220 / 16.170 / 16.180CO / 16.210CO / 16.220 / 17.210OD / 15.180EOD / 15.190EOD / 16.220

T16525187A PLANET. SUPPORT

ARRUELA ENC. PLANET. 16 TON. 2 VELOC.
005336
009024



17.250E / 14.220 / 16.170 / 16.180CO / 16.200 / 17.210 / 16.210CO / 16.220 / 17.220 / 17.210OD /

TAF253891 PRESSURE WASHER

ARRUELA PRESSAO FREIO MOTOR (M8) DIN
017706



7.100 / 8.100 / 8.140 / 8.140CO / 8.140CE / L.80 / 12.180 / 14.150 / 14.180 / 14.220 / 16.170 / 16.

TAF299251 WASHER

ARRUELA PISTAO FREIO MOTOR
017711



7.100 / 8.100 / 8.140 / 8.140CO / 8.140CE / L.80 / 14.220 / 16.170 / 16.180CO / 16.210CO / 16.220 /

TJG141867 AXLE LOCK WASHER 9/16

ARRUELA TRAVA DO EIXO 9/16
005068
3001709
2RD141867



17.250E / 12.170BT / 12.180 / 13.170 / 13.180 / 13.190 / 14.150 / 15.180 / 14.170BT / 14.180 / 14.

1.09 ASSENTO

SEAT

2Z0511153 SPRING SEAT

ASSENTO SUP. MOLA
014484



17.240OT / 18.310OT / 17.260EOT / 18.320EOT /

1.10 BARRA DE DIRECAO

STEERING BAR

T15415701C LEFT TIE ROD

BARRA DIRECAO ESQUERDA
003830



16.210 / 16.210H /

1.11 BATENTE

STOPPER

2R2899177 CABIN SUSPENSION

BATENTE SUSPENSAO CABINA
018019



26.260 CONSTELLATION / 31.260
CONSTELLATION / 31.320E CONSTELLATION /

8961300504 PEDAL VALVE CUSHION

BATENTE BORRACHA VALVULA PEDAL
014398



7.100 / 8.100 / 8.140 / 8.140CO / 8.140CE / L.80 /
12.140T / 12.170BT / 12.180 / 14.150 / 14.170BT

1.12 BOCAL

NOZZLE

2T0129657 AIRCOM EXHAUST

BOCAL SAIDA AR
018234



24.250 / 40.300 / 15.180EOD / 15.190EOD / 18.
310 / 26.260 / 26.310 / 26.220 / 31.260 / 31.310 /

1.13 BOMBA D'AGUA

WATER PUMP

2P0121004 WATER PUMP CUMMINS

B'B D'AGUA MWM SPRINT 4 CIL-MOD. 5-140=
013685
940807310015
UB0574



8.150 MWM DELIVERY / 8.150 EOD / 5.140 /
MOTOR MWM 4.0BTCE 4C /

2R0121004F WATER PUMP ELECTRONIC

B'B D'AGUA MOTOR MWM X 12 ELETTRONICO
012936
961287310016
961207310086
961207310046
961207310016
2S0121004H
2S0121004G



14.180 / 26.260 / 31.260 / 17.210 / 23.210 / 8.150 /
13.170 / 15.170 / 13.180 / 15.180 / 9.150 / 17.260 /

2RB121005 WATER PUMP MWM 4/6 CYL.

B'B D'AGUA MWM 3/4/6 CIL D229 ASP.
004904
922987310026
922987310016
922507310015
75202649
03618992
2R0121004E



12.140H / 6.90 / 7.90S / 11.130 / 13.130 / 11.140 /
12.140 / 7.90 / 6.90S /

2RD198181 ENGINE WATER PUMP MWM

B'B D'AGUA MWM 4/6 CIL S10
004906
UB0579
TAE121005
961087310026
961007310076
961007310036
961007310014



7.100 / 8.100 / 8.140 / 12.180 / 14.150 / 14.180 /
12.140 / 14.200 / 17.210 / 23.210 / 8.150 / 16.210 /

2RK121005 WATER PUMP ENGINE 8.3L

B'B D'AGUA CUMMINS 8.3L SERIE C
004907
UB0732
TF3121005
TE3121005
3285323
2S0121005
2S0121004E



14.220 / 16.170 / 16.220 / 16.300 / 24.250 / 35.300
/ 40.300 / 16.220 LEITO / 18.310 / 26.260 / 26.310

2S0121004B WATER PUMP CUMMINS

B'B D'AGUA MOTOR CUMMINS ELETRONICO
012937
4891252
2R0121004



17.250E / 23.250E / 17.260EOT / 8.150E / 13.
170E / 15.170E / 15.190E / 13.180 / 9.150EOD /

2TD121005 WATER PUMP ENGINE 5.9L

B'B D'AGUA CUMMINS 5.9L SERIE B
004908
2S0121004D B
2S0121004F B
TRA121005 B
BF8T8501A B
BF5X8501A B
UB0731



12.170BT / 14.170BT / 16.170 / 24.250 / 40.300 /
16.200 / 40.300 LEITO / 17.210 / 17.220 / 17.300 /

2TD121005 B WATER PUMP CUMMINS 5.

B'B D'AGUA CUMMINS 5.9L SERIE B
014377
2S0121004F
2S0121004D
UB0731
TRA121005
2S0121004D B
2S0121004F B



12.170BT / 13.170 / 13.190 / 14.170BT / 15.170 /
16.170 / 16.200 / 17.210 / 17.220 / 17.300 / 23.220

2U2121004 WATER PUMP MWM EURO-3

B'B D'AGUA MWM EURO-3 6 CIL 9.3L
013724
70993800
2U2121004C



19.370 CONSTELLATION / 25.370E
CONSTELLATION / 31.370E CONSTELLATION /

7007031C91 WATER PUMP MWM

B'B D'AGUA MOTOR MWM ELETRONICO
022921
961287310016
961207310086
961207310046
961207310016
2S0121004H
2S0121004G



14.180 / 26.260 / 31.260 / 17.210 / 23.210 / 8.150 /
13.170 / 15.170 / 13.180 / 15.180 / 9.150 / 17.260 /

940707310035 WATER PUMP MWM

B'B D'AGUA MWM 4.0 TCA 4 CIL
007804
0105002
73102



940707310055 WATER PUMP CUMMINS

B'B D'AGUA MWM SPRINT 4 CIL-MOD.
019384



1.14 BOMBA DIRECAO HIDRAULICA

POWER STEERING PUMP

2R0145157 POWER STEERING PUMP

B'B DIRECAO HIDRAULICA
014905



7.100 / 8.140 / 8.140CO / 8.140CE / 7.110 / 8.150 /
7.120 / 8.120 / 9.150OD / 8.120OD / 8.150 OD / 8.

2VG145157 POWER STEERING PUMP

B'B DIRECAO HIDRAULICA
017757
2T0145157



24.250 / 40.300 / 24.220 / 18.310 / 26.260 / 26.310
/ 26.220 / 31.260 / 31.310 / 17.220 / 17.300 / 17.

ZF7673975816 POWER STEERING PUMP

B'B DIRECAO HIDRAULICA
023256



7.100 / 8.140 / 8.140CO / 8.140CE / 7.110 / 8.150 /
7.120 / 8.120 / 9.150OD / 8.120OD / 8.150 OD / 8.

ZF7674975960 POWER STEERING PUMP

B'B DIRECAO HIDRAULICA
023247
2T0145157



24.250 / 40.300 / 24.220 / 18.310 / 26.260 / 26.310
/ 26.220 / 31.260 / 31.310 / 17.220 / 17.300 / 17.

1.15 BOMBA ESGUICHO

WINDSHIELD WIPER PUMP

2TA955651 WINDSHIELD WASHER

BOMBA ESGUICHO PARABRISA
005680



L.80 / 18.310 / 26.260E / 31.260E / 17.250E / 23.
250E / 24.250E / 8.150E / 13.170E / 15.170E / 15.

1.16 BOMBA MANUAL HAND PUMP

04099908 HAND PUMP MWM

BOMBA MANUAL MWM
006222
2447222099
2S0261437



12.180 / 14.150 / 14.180 / 16.180CO / 16.210CO / 17.210OD / 12.140H / 6.90 / 7.90S / 7.110S / 11.

906905810101

BOMBA MANUAL 111/2/3
023622
2447222099
2S0261437



12.180 / 14.150 / 14.180 / 16.180CO / 16.210CO / 17.210OD / 12.140H / 6.90 / 7.90S / 7.110S / 11.

1.17 BORBOLETA THROTTLE

2RE253867 THROTTLE

BORBOLETA FREIO MOTOR
017720



7.100 / 8.100 / 8.140 / 8.140CO / L.80 / 12.140T / 15.180EOD / 15.190EOD / 7.110 / 8.150E / 8.150 /

2S2253867A THROTTLE

BORBOLETA FREIO MOTOR
017732



13.180E CONSTELLATION / 15.180E CONSTELLATION /

2S2253867B THROTTLE

BORBOLETA FREIO MOTOR
017735



26.260 / 26.220 / 31.260 / 26.260 CONSTELLATION / 31.260 CONSTELLATION /

2T0253691 THROTTLE

BORBOLETA FREIO MOTOR
017709



14.220 / 16.220 / 16.300 / 24.250 / 35.300 / 40.300 / 15.180EOD / 15.190EOD / 24.220 / 18.310 / 26.

TAF253867 THROTTLE

BORBOLETA FREIO MOTOR
017716



12.140T / 12.170BT / 12.180 / 14.150 / 14.170BT / 14.180 / 16.170 / 16.180CO / 16.210CO / 17.

1.18 BORRACHA RUBBER

600899397 HOUSING BUSHING

BUCHA CANGA CABINA
004499



6.90 / 7.90S / 7.110S / 11.130 / 13.130 / 14.140 / 11.140 / 12.140 /

C7TA8100155C BUSHING

BUCHA TRAS. INFERIOR CABINA
007349



T06411041 STABILIZER BAR BUSHING

BUCHA BARRA ESTABIL. DIANT.
007747
2RE411041



7.100 / 8.100 / 8.140 / 8.140CO / 8.140CE / L.80 / 8.140CKD / 6.90 / 7.90S / 7.110S / 7.110 / 7.90 /

T11413435A SHOCK ABSORBER

BUCHA AMORTECEDOR TRASEIRO
007759



7.90S / 7.110S / 11.130 / 13.130 / 14.140 / 11.140 / 12.140 / 7.90 / 6.90S /

T11413435A O REAR SHOCK ABSORBER

BUCHA AMORTECEDOR TRASEIRO
004520



7.90S / 7.110S / 11.130 / 13.130 / 14.140 / 11.140 / 12.140 / 7.90 / 6.90S /

T16411093 FRONT TURNING BAR

MANCAL BARRA ESTAB. DIANT.
004524



14.150 / 14.220 / 16.170 / 16.220 / 24.250 / 35.300 / 12.140H / 12.140 / 14.200 /

TAR411041 RUBBER BUSHING

MANCAL BARRA ESTAB. DIANT.
007743
2Z0411324



12.180 / 14.150 / 14.220 / 16.220 / 24.250 / 35.300 / 40.300 /

TE3129611A DRY AIR CLEANER VALVE

VALV. BORRACHA DESCARGA POEIRA
005859




7.100 / 8.100 / 8.140 / L.80 / 12.140T / 12.170BT / 12.180 / 14.150 / 14.170BT / 14.180 / 14.220 / 16.

1.19 BOTAO BUTTON

TJG419669B HORN BUTTON

BOTAO BUZINA
011217



16.180CO / 16.210CO /

1.20 BUCHA DE BRONZE BRONZE BUSHING

2R0407171C040 STEERING KNUCKLE PIN

BUCHA PINO MANGA EIXO 0,40MM

016937
500056490 D



8.150E / 8.150 / 9.150E / 7.120 / 8.120 / 5.140
MWM DELIVERY / 8.150 MWM DELIVERY / 9.

1.21 BUCHAS DIVERSAS BUSHING ALL TYPE

2P0407172 BUSHING

BUCHA CHIME MANGA EIXO

018955



5.140 MWM DELIVERY / 8.150 MWM DELIVERY /
8.150 EOD / 5.140 EOD /

2P0711164 MOUNT BUSHING

BUCHA MANCAL TRAMBULADOR

017262



15.180EOD / 15.190EOD / 17.210 EOD / 5.140
MWM DELIVERY / 8.150 MWM DELIVERY /

2R0407171B010 STEERING KNUCKLE PIN

BUCHA PINO MANGA EIXO 0,10MM

016930



7.100 / 8.100 / 8.140 / 8.140CO / 8.140CE / 8.
140CKD / 8.150E / 8.150 / 9.150E / 7.120 / 8.120 /

2R0407171B020 STEERING KNUCKLE PIN

BUCHA PINO MANGA EIXO 0,20MM

016931



7.100 / 8.100 / 8.140 / 8.140CO / 8.140CE / 8.
140CKD / 8.150E / 8.150 / 9.150E / 7.120 / 8.120 /

2R0407171B030 STEERING KNUCKLE PIN

BUCHA PINO MANGA EIXO 0,30MM

016932



7.100 / 8.100 / 8.140 / 8.140CO / 8.140CE / 8.
140CKD / 8.150E / 8.150 / 9.150E / 7.120 / 8.120 /

2R0407171B O BUSHING

BUCHA PINO MANGA EIXO STD

007802
2R0407397 O



7.100 / 8.100 / 8.140 / 8.140CO / 8.140CE / 8.
140CKD / 8.150E / 8.150 / 9.150E / 7.120 / 8.120 /

2R0407172 BUSHING KING PIN

BUCHA CHIME MANGA EIXO

019834



7.100 / 8.100 / 8.140 / 8.140CO / 8.140CE / 8.
140CKD / 8.150E / 8.150 / 9.150E / 7.120 / 8.120 /

2R0805244A BUSHING

BUCHA ARTICULACAO DIANT. CABINA

013268



7.100 / 24.250 / 40.300 / 24.220 / 18.310 / 26.260 /
26.310 / 26.220 / 31.260 / 31.310 / 7.110 / 17.210 /

2R4405421

BUCHA PINO MANGA EIXO AGRALE =STD=
024558



2R4405421 10

BUCHA PINO MANGA EIXO AGRALE 0,10MM
024557



2R4405421 20

BUCHA PINO MANGA EIXO AGRALE 0,20MM
024555




2R4405421 30

BUCHA PINO MANGA EIXO AGRALE 0,30MM
024556



1.21 BUCHAS DIVERSAS BUSHING ALL TYPE

2RD807889 BUSHING
BUCHA SUPORTE PLACA
013652



7.100 / 8.100 / 8.140 / L.80 / 12.180 / 14.150 / 14.180 / 14.220 / 16.170 / 16.220 / 24.250 / 35.300 /

2RD807899 BUSHING
BUCHA SUPORTE PLACA
012457



TODOS VEICULOS APARTIR 1994 /

2RP301461 FORK BUSHING
BUCHA GARFO SELETOR TRAMBULADOR
005286



8.150E / 17.250E / 7.100 / 8.100 / 8.120 / 8.150 / 8.140 / 8.140CO / 8.140CE / L.80 / 12.140T / 12.

2T2141197 BUSHING
BUCHA COROA GARFO EMBREAGEM
017868



13.180E CONSTELLATION / 15.180E CONSTELLATION / 17.250E CONSTELLATION /

2T2141197A CLUTCH FORK BUSHING
BUCHA GARFO EMBREAGEM
017869



15.180EOD / 15.190EOD / 13.180E CONSTELLATION / 15.180E CONSTELLATION /

3312252 FORK BUSHING
BUCHA GARFO SELETOR TRAMBULADOR
023245



12.140H / 14.150 / 12.170BT / 14.170BT / 12.140T / 12.180 / 14.180 / 14.200 / 16.170 / 14.220 /

NFU800900 BOX PIN SPACER BUSHING
BUCHA ESPAC. PINO CABINA
006334



TODOS A PARTIR 1991 /

T06407172 BUSHING KING PIN VW
BUCHA CHIME MANGA EIXO
019830



6.90 / 7.90S / 7.110S / 7.90 / 6.80 /

T11407172 BUSHING KING PIN VW
BUCHA CHIME MANGA EIXO
019832



12.140T / 12.170BT / 12.140H / 11.130 / 13.130 / 14.140 / 11.140 /

T16407172 BUSHING KING PIN VW
BUCHA CHIME MANGA EIXO
019836



14.150 / 14.170BT / 14.220 / 16.170 / 16.220 / 16.300 / 24.250 / 35.300 / 40.300 / 16.220 LEITO /

TE3141869 CLUTCH FORK SHAFT
BUCHA EIXO DO GARFO EMBREAGEM
005067
TJG141869



12.170BT / 12.180 / 14.150 / 14.170BT / 14.180 / 14.220 / 16.170 / 16.180CO / 16.210CO / 16.220 /

TJG899441 ENGINE BUSHING
BUCHA PARTIDA
006707



7.100 / 8.100 / 8.140 / L.80 / 12.140T / 12.170BT / 12.180 / 14.150 / 14.170BT / 14.180 / 14.220 / 16.

TMJ512393 BUSHING
BUCHA TIRANTE
004848



24.250 / 24.220 /


1.22 BUJAO PLUG

TE3103113Q PLUG
PARAF. ALLEN S/ CAB. M8X1,0X8 DIN 913
014682
217631



12.170BT / 14.170BT / 14.220 / 16.170 / 16.220 / 16.300 / 24.250 / 35.300 / 40.300 / 16.220 LEITO /

TE3103193 CRANKCASE CUMMINS
BUJAO CARTER CUMMINS
006571
2TC145915



17.250E / 12.170BT / 13.170 / 13.190 / 14.170BT / 14.220 / 15.170 / 16.170 / 16.170BT / 16.200 /

1.23 CABO CABLE

2RD957805B SPEEDOMETER CABLE -

CABO VELOCIMETRO - 2680MM
005385



7.100 / 8.100 / 8.140 / 8.140CO / 8.140CE / 8.140CKD /

2RG957805G CABLE

CABO TACOG. P/ EIXO 4.6MM =2595MM=
014079



12.140T /

2RL721555B THROTTLE CABLE 1345 MM

CABO ACELERADOR 1345MM
005395



16.170BT /

2RP957805 SPEEDOMETER CABLE -

CABO VELOCIMETRO - 3232MM
004188



16.210CO /

2RR721555 THROTTLE CABLE 1493 MM

CABO ACELERADOR 1493MM
004007



24.220 / 26.220 / 17.220 / 23.220 /

2S0721555H THROTTLE CABLE 1340 MM

CABO ACELERADOR 1340MM
003776
2TD721555



12.170BT / 14.170BT / 16.170 / 16.200 /

2S0721556A THROTTLE CABLE

CABO ACEL. PEDAL A CX. S/ ACEL. MAN. -
005411



13.180 / 15.180 / 17.210 MWM EURO 2 / 23.210 MWM EURO 2 /

2U0721555B THROTTLE CABLE 1734 MM

CABO ACELERADOR 1734MM
005390
TRG721555



35.300 / 35.300 LEITO / 24.250 CHILE / 35.300 CHILE /

2VG721555 THROTTLE CABLE - 1147

CABO ACELERADOR S/ MANUAL - 1147MM
004010



13.170 / 15.170 / 13.190 / 15.190 /

2VG721555A THROTTLE CABLE 1525 MM

CABO ACELERADOR 1525MM
004011



17.210 CUMMINS EURO 2 / 23.210 CUMMINS EURO 2 /

T00711335A CONTROL STOP CABLE -

CABO PARADA MOTOR =2550MM=
003782
VC-855
31055



11.130 / 13.130 / 14.140 / 11.140 / 12.140 /

T00711335B CABLE

CABO ESTRANGULADOR C/ BOTAO =2420MM=
014077
11155B



6.80 /

T00957805B SPEEDOMETER CABLE -

CABO VELOCIMETRO - 3500MM
003780



11.130 / 13.130 / 14.140 / 11.140 / 12.140 /

T00957805C CABLE

CABO TACOG. P/ EIXO 3.6MM =4900MM=
014081
11903



22.160 /

T06609701 HAND BRAKE CABLE - LEFT

CABO FREIO MAO L.E. =1558MM=
004018
2R0609701



6.90 / 7.90S / 7.110S / 7.90 /

T06609702 HAND BRAKE CABLE -

CABO FREIO MAO L.D. =1195MM=
004019
2R0609702



6.90 / 7.90S / 7.110S / 7.90 /

T11957805 CABLE

CABO TACOG. P/ EIXO 3.6MM =3500MM=
014080
11511



7.90S / 7.90S CURVAO / 7.110S CURVAO /

T12957805 SPEEDOMETER CABLE -

CABO VELOCIMETRO - 3500MM
004192



6.90 / 7.90S / 7.110S /

TAP957805C SPEEDOMETER CABLE -

CABO VELOCIMETRO - 3340MM
004183



7.100 / 8.140 / 8.140CO / 8.140CE /

TAR957805 SPEEDOMETER CABLE -

CABO VELOCIMETRO - 3240MM
004184



16.180CO /

TD1711877B OUTLET IN MONTION CABLE

CABO ACION. TOMADA FORCA - 3320MM
005398
2R0711877



6.90 / 7.90S / 7.110S / 11.130 / 13.130 / 14.140 / 11.140 / 12.140 /

TD1711877C OUTLET IN MOTION

CABO ACEL. TOMADA FORCA - 3920MM
005399
2R0711877A



6.90 / 7.90S / 7.110S / 11.130 / 13.130 / 14.140 / 11.140 / 12.140 /


1.24 CALCO

SHIM

2R0103548F WHEEL CHOCK

CALCO CAMISA 0,25 MM MWM X 10

012991
9610083400404



7.100 / 8.100 / 8.140 / 8.140CO / 8.140CE / L.80 / 12.140T / 12.180 / 14.150 / 14.180 / 16.180CO /

2R0103548G WHEEL CHOCK

CALCO CAMISA 0,40 MM MWM X 10

012990
961083400414



7.100 / 8.100 / 8.140 / 8.140CO / 8.140CE / L.80 / 12.140T / 12.180 / 14.150 / 14.180 / 16.180CO /

2R0103548H WHEEL CHOCK

CALCO CAMISA 0,30 MM MWM X 10

013052



7.100 / 8.100 / 8.140 / 8.140CO / 8.140CE / L.80 / 12.140T / 12.180 / 14.150 / 14.180 / 16.180CO /

2R0103548I WHEEL CHOCK

CALCO CAMISA 0,50 MM MWM X 10

013154



7.100 / 8.100 / 8.140 / 8.140CO / 8.140CE / L.80 / 12.140T / 12.180 / 14.150 / 14.180 / 16.180CO /

2R0407071 WHEEL CHOCK

CALCO PINO MANGA EIXO 57X33,4X0,3

010336
500053593



8.150E / 8.150 / 9.150E / 7.120 / 8.120 / 5.140
MWM DELIVERY / 8.150 MWM DELIVERY / 9.

2R0407071A WHEEL CHOCK

CALCO AJUSTE MANGA EIXO 57X33,4X0,5

019550



8.150E / 8.150 / 9.150E / 7.120 / 8.120 / 5.140
MWM DELIVERY / 8.150 MWM DELIVERY / 9.

2R0407071B WHEEL CHOCK

CALCO AJUSTE MANGA EIXO 57X33,4X1

019551



8.150E / 8.150 / 9.150E / 7.120 / 8.120 / 5.140
MWM DELIVERY / 8.150 MWM DELIVERY / 9.

2RD407661D WHEEL CHOCK

CALCO AJUSTE MANGA EIXO 50,00X29,50X0,

019547



7.100 / 8.100 / 8.140 / L.80 / 6.90 / 7.90S / 7.110S
/ 6.80 /

2RK107119 CYLINDER LINER RUBBER

CALCO CAMISA 0,10 MM CUMMINS

005279
T7110-010



14.220 / 16.170 / 16.220 / 16.300 / 24.250 / 35.300
/ 40.300 / 16.220 LEITO / 18.310 / 26.260 / 26.310

2RK107121 CYLINDER LINER RUBBER

CALCO CAMISA 0,15 MM CUMMINS

005280
T7115-015



14.220 / 16.170 / 16.220 / 16.300 / 24.250 / 35.300
/ 40.300 / 16.220 LEITO / 18.310 / 26.260 / 26.310

2RK107123 CYLINDER LINER RUBBER

CALCO CAMISA 0,20 MM CUMMINS

005281
T7120-020



14.220 / 16.170 / 16.220 / 16.300 / 24.250 / 35.300
/ 40.300 / 16.220 LEITO / 18.310 / 26.260 / 26.310

2RK107124 WHEEL CHOCK

CALCO CAMISA 0,25 MM CUMMINS

013047



14.220 / 16.170 / 16.220 / 16.300 / 24.250 / 35.300
/ 40.300 / 16.220 LEITO / 18.310 / 26.260 / 26.310

2RK107125 WHEEL CHOCK

CALCO CAMISA 0,50 MM CUMMINS

013048



14.220 / 16.170 / 16.220 / 16.300 / 24.250 / 35.300
/ 40.300 / 16.220 LEITO / 18.310 / 26.260 / 26.310

2RK107126 WHEEL CHOCK

CALCO CAMISA 0,30 MM CUMMINS

024210



14.220 / 16.170 / 16.220 / 16.300 / 24.250 / 35.300
/ 40.300 / 16.220 LEITO / 18.310 / 26.260 / 26.310

2U2103548A WHEEL CHOCK

CALCO CAMISA 0,10 MM MWM EURO 3

014003



19.320E CONSTELLATION / 19.370
CONSTELLATION / 25.370E CONSTELLATION /

2U2103548B WHEEL CHOCK

CALCO CAMISA 0,25 MM MWM EURO 3

014004
2U2103548E



19.320E CONSTELLATION / 19.370
CONSTELLATION / 25.370E CONSTELLATION /

2U2103548C WHEEL CHOCK

CALCO CAMISA 0,50 MM MWM EURO 3

014006
2U2103548G



19.320E CONSTELLATION / 19.370
CONSTELLATION / 25.370E CONSTELLATION /

2U2103548F WHEEL CHOCK

CALCO CAMISA 0,15 MM MWM 6CL 9.3L 370CV

024016



26.260 CONSTELLATION / 31.260
CONSTELLATION / 31.320E CONSTELLATION /

2U2103548Y WHEEL CHOCK

CALCO CAMISA 0,30 MM MWM EURO 3

014005



19.320E CONSTELLATION / 19.370
CONSTELLATION / 25.370E CONSTELLATION /

T06107119 WHEEL CHOCK

CALCO CAMISA 0,10 MM MWM 229

013960
922903400214



12.140H / 6.90 / 7.90S / 11.130 / 13.130 / 14.140 /
11.140 / 12.140 / 7.90 /

T06107121 WHEEL CHOCK

CALCO CAMISA 0,15 MM MWM 229

013961
922903400234



12.140H / 6.90 / 7.90S / 11.130 / 13.130 / 14.140 /
11.140 / 12.140 / 7.90 /

T06107123 WHEEL CHOCK

CALCO CAMISA 0,20 MM MWM 229

013962
922903400244



12.140H / 6.90 / 7.90S / 11.130 / 13.130 / 14.140 /
11.140 / 12.140 / 7.90 /

T16407679A WHEEL CHOCK

CALCO PINO MANGA EIXO 63,5X45,9X0,3

010349



12.180 / 14.150 / 14.170BT / 14.180 / 14.220 / 16.
170 / 16.180CO / 16.210CO / 16.220 / 16.300 / 24.

T75411185A SHIM

CALCO APOIO GRAMPO MOLA

014621



1.24 CALCO

SHIM

TAE107119 SPACER LINER RUBBER 0.

CALCO CAMISA 0,10 MM MWM X 10

005283
961083400384
961083400154
2R0103548D



7.100 / 8.100 / 8.140 / 8.140CO / 8.140CE / L.80 /
12.140T / 12.180 / 14.150 / 14.180 / 16.180CO /

TAE107121 SPACER LINER RUBBER 0.

CALCO CAMISA 0,15 MM MWM X 10

005284
961083400164
2R0103548E



7.100 / 8.100 / 8.140 / 8.140CO / 8.140CE / L.80 /
12.140T / 12.180 / 14.150 / 14.180 / 16.180CO /

TAE107123 SPACER LINER RUBBER 0.

CALCO CAMISA 0,20 MM MWM X 10

005285
T7123-020
961083400174



7.100 / 8.100 / 8.140 / 8.140CO / 8.140CE / L.80 /
12.140T / 12.180 / 14.150 / 14.180 / 16.180CO /

1.25 CAPA

COVER

TAT863057232 COVER UNDER

COBERTURA INF. PAINEL INSTR. L.E. (GINZA)

012589



8.140CO / 8.140CE / 12.170BT / 12.180 / 14.150 /
14.170BT / 14.180 / 14.220 / 16.170 / 16.220 / 16.

1.26 CARCACA

HOUSING

2RK109211A HOUSING

CARCACA DISTRIB. 8.3 ATE 220 CV

012137
3926721



14.220 / 16.170 / 16.220 / 17.220 / 26.220 / 23.220
/ 16.220 LEITO /

1.27 CHAPA

PLATE

2S2253691

CHAPA ENCOSTO FREIO MOTOR

017727



26.220 / 26.260 CONSTELLATION / 31.260
CONSTELLATION / 31.320E CONSTELLATION /

1.28 CHAVETA

KEY

2R0419548 RETAINING PIN

CHAVETA PINO MANGA EIXO

010337
2P0419548



8.150E / 8.150 / 9.150E / 7.120 / 8.120 / 5.140
MWM DELIVERY / 8.150 MWM DELIVERY / 9.

2RD407689 KEY, KING

CHAVETA TRAVA PINO MANGA EIXO

007448
02989555



7.100 / 8.100 / 8.140CO / 8.140CE / L.80 / 8.
140CKD / 6.90 / 7.90S / 7.110S / 7.90 / 8.150E / 8.

T11407693 PIN UPPER

CHAVETA PINO MANGA EIXO

007854
2S0419548
T16407693



12.180 / 14.150 / 14.170BT / 14.180 / 14.220 / 16.
170 / 16.180CO / 16.210CO / 16.220 / 16.300 / 17.

TJG407689 PIN LOWER

CHAVETA PINO MANGA EIXO

007852
2S0419548A
T11407689



12.180 / 14.150 / 14.170BT / 14.180 / 14.220 / 16.
170 / 16.180CO / 16.210CO / 16.220 / 16.300 / 35.

1.29 CILINDRO

CYLINDER

2B510014 COMPRESSOR LINER LK15

CIL. COMPR. LK15 (VW) (MF0641)

011538



8.150E / 5.140 MWM DELIVERY / 8.150 MWM
DELIVERY / 9.160E

2P0721405

CIL. ACION. EMBR. VW

025296



17.210E OD / 15.180E OD / 15.190E OD /

2RP253861 ENGINE BRAKE CYLINDER

CIL. ACION. FREIO MOTOR SIST. WABCO

005095
2TK253861



12.140T / 12.180 / 14.150 / 14.180 / 14.220 / 16.
170 / 16.180CO / 16.220 / 16.300 / 17.210OD / 24.

2S2298109 ENGINE BRAKE CYLINDER

CIL. ACION. FREIO MOTOR

017728



26.220 / 26.260 CONSTELLATION / 31.260
CONSTELLATION / 31.320E CONSTELLATION /

2S2721261 CLUTCH CYLINDER 36MM

CIL. ACION. EMBR. DIAM. 36MM CONSTEL.=

022255
2S2721261B



13.180E CONSTELLATION / 15.180E
CONSTELLATION / 17.250E CONSTELLATION /

2T2721261F CLUTCH CYLINDER 36MM

CIL. EMBR. DIAM. 36MM CONSTELLATION

018861
2T2721261C
2T2721261



26.260 CONSTELLATION / 31.260
CONSTELLATION / 31.320E CONSTELLATION /

2TA253861 ENGINE BRAKE CYLINDER

CILINDRO F. MOTOR SIST. WABCO

005097



7.100 / 8.100 / 8.140 / 8.140CO / 8.140CE / L.80 /
8.140CKD / 7.110 / 17.240OT / 18.310OT / 17.

2VB721405 CLUTCH MASTER

CIL. MESTRE EMBREAGEM

013494



7.100 / 8.140CO / 8.140CE / 24.250 / 40.300 / 24.
220 / 7.110 / 17.210 / 17.220 / 17.300 / 26.300 /

2Z0721885 CLUTCH CYLINDER MBB (NO

CARCACA CIL.LONGO SERVO EMBR.MBB.S/

022953



15.190E OD MWM EURO 3 / 17.210E OD MWM
EURO 3 / 17.260EOT / 18.320EOT / 15.180E OD

4214110960 ENGINE BRAKE CYLINDER

CILINDRO F. MOTOR SIST. WABCO

022634



14.150 / 14.220 / 16.170 / 16.220 / 24.250 / 35.300
/ 12.140H / 16.220 LEITO / 24.220 / 35.300 LEITO

4214450020 ENGINE BRAKE CYLINDER

CILINDRO F. MOTOR SIST. WABCO

022662



7.100 / 8.100 / 8.140 / 8.140CO / 8.140CE / L.80 /
8.140CKD / 7.110 / 17.240OT / 18.310OT / 17.

9709030104 CLUTCH SERVO HOUSING

CIL. LONGO SERVO EMBR. S/INDIC.

006457



17.250E / 16.180CO / 17.210 / 16.210CO / 17.220
/ 17.300 / 17.210OD / 17.310 / 18.310 / 24.250 /

B925741 COMPRESSOR CYLINDER

CIL. COMPR. LK38 (REGULADOR 88MM)

011534



7.100 / 8.100 / 8.140 / 12.140T / 11.130 / 11.140 /
12.140 / 11.160 / 14.170

B925746 COMPRESSOR CYLINDER

CIL. COMPR. LK38 VW (GOVERNADOR)

011536



7.100 / 8.100 / 8.140 / 12.140T / 14.150 / 11.130 /
11.140 / 12.140 / 14.200

C64110 COMPRESSOR CYLINDER

CIL. COMPR. LK39 (REGULADOR 88MM)

011535



7.100 / 16.210CO / 17.210OD / 15.180EOD / 15.
190EOD / 26.260E / 31.260E / 17.210E OD / 7.110

I90281 ENGINE BRAKE CYLINDER

CIL.ACION.FREIO MOTOR

022636



7.100 / 8.100 / 8.140 / 8.140CO / 8.140CE / L.80 /
8.140CKD / 7.110 / 17.240OT / 18.310OT / 17.

1.29 CILINDRO

CYLINDER

K033409 CLUTCH CYLINDER 36MM

CIL.ACION.EMBR.DIAM.36MM.CONSTEL.HASTE
018730
2T2721261C
2T2721261



26.260 CONSTELLATION / 31.260
CONSTELLATION / 31.320E CONSTELLATION /

K033411 CLUTCH CYLINDER 36MM

CIL.ACION.EMBR.36MM.CONSTEL.HASTE
019631
2S2721261B



13.180E CONSTELLATION / 15.180E
CONSTELLATION / 17.250E CONSTELLATION /

RCCE00297 CLUTCH MASTER

CIL. MESTRE EMBREAGEM DIAM. 22,22MM
022625
TE3721405
TAR721405



12.140H / 14.150 / 14.220 / 16.210 / 16.220 / 24.
250 / 35.300 / 14.200 / 16.170 / 16.220 LEITO /

RCCE00440

CILINDRO AUX. EMBREAGEM
023654
TAP721261



7.100 / 8.100 / 8.140 / 8.140CO / 8.140CE / L.80 /
12.140T / 8.140CKD / 12.140 / 7.110 / 8.150 / 7.

RCCE00700

CIL. MESTRE EMBREAGEM
023771



7.100 / 8.140CO / 8.140CE / 24.250 / 40.300 / 24.
220 / 7.110 / 17.210 / 17.220 / 17.300 / 26.300 /

TAF253861 ENGINE BRAKE CYLINDER

CIL. ACION. FREIO MOTOR SIST. KNORR
005096



7.100 / 8.100 / 8.140 / 14.220 / 16.170 / 16.180CO
/ 16.210CO / 16.220 / 16.300 / 24.250 / 35.300 /

TF3721405 CLUTCH MASTER

CIL. MESTRE EMBREAGEM DIAM. 22,22MM
004560
TE3721405
TAR721405



12.140H / 14.150 / 14.220 / 16.210 / 16.220 / 24.
250 / 35.300 / 14.200 / 16.170 / 16.220 LEITO /

TN4253861 ENGINE BRAKE CYLINDER

CILINDRO F. MOTOR SIST. WABCO
005094



14.150 / 14.220 / 16.170 / 16.220 / 24.250 / 35.300
/ 12.140H / 16.220 LEITO / 24.220 / 35.300 LEITO

1.30 COLUNA

COLUMN

T00415721A STEERING COLUMN

COLUNA DIRECAO
012484
2106101101X



13.130 / 14.140 / 11.140 / 12.140 /

1.31 COPO

GLASSE

2R0201589 WATER COLECTOR

COPO FILTRO D'AGUA
013475



7.100 / 8.140CO / 8.140CE / 16.220 / 24.250 / 40.
300 / 18.310 / 26.260 / 26.310 / 26.220 / 31.260 /

1.32 COXIM

RUBBER MOUNT

2P0711026 GEAR LEVER BEARING

COXIM ALAVANCA CAMBIO
018261



5.140 MWM DELIVERY / 8.150MWM DELIVERY /

T06199201 FRONT ENGINE BUFFER

COXIM DIANTEIRO MOTOR
004482
BD4T6038A



6.90 / 7.90S / 7.110S /

TJG899607 FRONT CAB BUFFER

COXIM DIANTEIRO CABINA
004488
2R0899413A



7.100 / 8.100 / 8.140 / 8.140CO / 8.140CE / L.80 /
12.140T / 12.170BT / 12.180 / 14.150 / 14.170BT

1.33 CUPILHA COTTER PIN

TAF299263 LOCKING PIN

CUPILHA FREIO MOTOR 5,64X1/2
017712



7.100 / 8.100 / 8.140 / 8.140CO / 8.140CE / L.80 /
14.220 / 16.170 / 16.180CO / 16.220 / 16.300 / 24.

1.34 DEFLETOR DEFLECTOR

TJG807741 BUMPER LOWER

DEFLETOR INFERIOR PARACHOQUE
004815



14.150 / 14.220 / 16.170 / 16.220 / 24.250 / 35.300
/ 16.220 LEITO / 24.220 / 35.300 LEITO / 12.140 /

1.35 DOBRADICA HINGE

2R2823301 HINGE

DOBRADICA TAMPA FRONTAL L.E.
018519



24.250ECONSTELLATION / 17.250E
CONSTELLATION / 19.320E CONSTELLATION /

2R2823302 HINGE

DOBRADICA TAMPA FRONTAL L.D.
018520



24.250ECONSTELLATION / 19.320E
CONSTELLATION / 19.370 CONSTELLATION /

1.36 EIXO AXLE

2RD253869 THROTTLE SET

CONJ. EIXO BORBOLETA FREIO MOTOR
017722



7.100 / 8.100 / 8.140 / 8.140CO / L.80 / 12.140T /
15.180EOD / 15.190EOD / 7.110 / 8.150E / 8.150 /

2RD525177A SHAFT =28,5X139,5MM=

EIXO CAIXA SATELITE =28,5X139,5MM=
018423



7.100 / 8.100 / 8.140CO / 8.140CE / L.80 / 8.140
ARGEN. / CONSTELLATION / 8.140 BOLIVIA /

2RD525177B SHAFT =25,3X176MM=

EIXO CAIXA SATELITE =25,3X176MM=
018425



7.100 / 8.100 / 8.140 / 8.140CO / 8.140CE / 8.140
GO CHILE / 8.140 CE CHILE /

2RM141863 CLUTCH FORK SHAFT

EIXO GARFO EMBREAGEM =COMPR. 188,
018185



17.220 / 23.220 /

2S0141707 CLUTCH FORK SHAFT

EIXO GARFO EMBREAGEM =COMPR. 188,
018193



13.170E / 15.170E / 15.190E / 15.180E / 13.180E /

2S2253869A THROTTLE SET

CONJ. EIXO BORBOLETA FREIO MOTOR
017729



13.180E CONSTELLATION / 15.180E
CONSTELLATION /

2S2253869B THROTTLE SET

CONJ. EIXO BORBOLETA FREIO MOTOR
017734



26.260 / 26.220 / 31.260 / 26.260
CONSTELLATION / 31.260 CONSTELLATION /

2U0141701B CLUTCH FORK SHAFT

EIXO GARFO EMBREAGEM =COMPR. 188,
018195



26.260E / 31.260E /



1.36 EIXO

AXLE

TAR721075 CLUTCH AND BRAKE

EIXO PEDAIS FREIO E EMBREAGEM
005139



16.180CO / 16.210CO / 17.210OD / 15.180EOD /
15.190EOD / 17.210 / 17.240OT / 18.310OT / 17.

TE3141865 CLUTCH FORK AXLE

EIXO GARFO EMBREAGEM
005066



14.210 / 16.210 /

TJG141865 SMALL CLUTCH FORK

EIXO GARFO EMBREAGEM PEQUENO
005063



17.250E // 12.170BT / 12.180 / 13.170 / 13.180 /
13.190 / 14.150 / 15.180 / 14.170BT / 14.180 / 14.

TJG253869A ENGINE BRAKE AXLE -

CONJ. EIXO FREIO MOTOR (COD.5084)
006280
TAF253869A



14.220 / 16.170 / 16.220 / 16.300 / 24.250 / 35.300
/ 40.300 /

TJG899369 CAB LOCK AXLE

EIXO TORRE TRASEIRA CABINA
004554



/ 14.200 / 12.140H / 14.150 / 14.220 / 16.170 / 16.
220 / 16.220 LEITO / 24.220 / 24.250 / 35.300 /

TJG899369 X MOUNTING SHAFT

JOGO EIXO TORRE TRAS. CABINA (ANEL+
009393



7.100 / 8.100 / 8.140 / L.80 / 12.140T / 12.170BT /
12.180 / 14.150 / 14.170BT / 14.180 / 14.220 / 16.

1.37 EMBOLO

PISTON

T12525371

EMBOLO REDUZIDA ALUMINIO =ANODIZADO=
023751



14.200 / 12.140H / 14.150 / 14.150 CHILE / 14.220
/ 16.170 / 16.170 EXP.ARGENTINA / 16.220 / 16.

1.38 ENGRENAGEM

GEAR

2RJ311261 IDLER GEAR, 2ND SPEED

ENGRENAGEM 2ª VEL.
007219



16.170 / 16.180CO / 16.210CO / 14.200 / 13.170E
/ 15.170E / 15.190E / 15.180E / 13.180E /

2TA957821B SPEEDO PINION 18 TEETH

PINHAO VELOCIMETRO - 18 DENTES
005018



L.80 /

T06525159A PLANETARY GEAR 16

ENGR. PLAN. 16 DENTES - 35 ESTRIAS
004745



6.90 / 7.90S / 7.110S / 6.80 /

T11957821A SPEEDO PINION 15 TEETH

PINHAO VELOCIMETRO - 15 DENTES
005019




11.130 / 13.130 / 11.140 / 12.140 /

1.39 ESFERA

BALL

600711569 NYLON BALL GEAR BOX

ESFERA NYLON ALAVANCA CAMBIO
006341



11.130 / 13.130 /

T06311521 BALL 3/16"

ESFERA ACO 3/16"
013618
10J6



7.100 / 8.100 / 8.140 / 8.140CO / 8.140CE / L.80 /
12.140T / 12.170BT / 12.180 / 14.150 / 14.170BT

1.40 ESPACADOR SPACER

9617232014 SPACER W/THREAD AND

ESPACADOR C/ ROSCA E S/ ROSCA
016064



13.170E / 13.170 / 15.170 / 13.150 / 13.180 / 15.180

1.41 ESTICADOR BELT TENSIONER

2R0145299 BELT TENSIONER =

ESTIC. CORREIA MOTOR =ELETRONICO=
011246
4894116
4891116



17.250E / 23.250E / 24.250E / 8.150E / 13.170E / 15.170E / 15.190E / 9.150E / 15.180E / 13.180E /

2T0145299 ENGINE BELT SUPPORT

ESTIC. CORREIA CUMMINS. POLIA LISA
005077
2TA0145299
2T0145299B



18.310 / 26.260 / 26.310 / 31.260 / 31.310 / 17.220 / 17.310 / 23.220 / 17.180 CUMMINS EURO 3 / 17.

2T2145299A BELT TENSIONER

ESTIC. CORREIA MOTOR
011247
3973831
2T2145299



CONSTELLATION /

2U0145299 BELT SUPPORT CUMMINS

ESTIC. CORREIA MOTOR CUMMINS
005076
TJG145275
2U0145299A
2TD145275
2S0145299B
2S0145299



12.170BT / 14.170BT / 14.220 / 16.170 / 16.220 / 16.300 / 24.250 / 35.300 / 40.300 / 16.220 LEITO /

1.42 ESTRIBO RUNNING BOARD

2S2821331 RUNNING BOARD

ESTRIBO FRONTAL CONSTELLATION
014331
2S28213314M2



26.260 CONSTELLATION / 31.260 CONSTELLATION / 31.320E CONSTELLATION /

2T2821687 RUNNING BOARD L.H.

ESTRIBO SUP. TETO BAIXO L.E.
014327
2T28216874M2



26.260 CONSTELLATION / 31.260 CONSTELLATION / 31.320E CONSTELLATION /

1.43 FECHADURA DOOR LOCK

TAC837015 LEFT DOOR LOCK L.H.

FECHADURA PORTA L.E.
003756
2R0837015
2318370151
211837015H
2118370151



7.100 / 8.100 / 8.140 / L.80 / 12.140T / 12.170BT / 12.180 / 14.150 / 14.170BT / 14.180 / 14.220 / 16.

TE3837016 RIGHT DOOR LOCK

FECHADURA PORTA L.D.
003755
2R0837016
2318370161
211837016H
2118370161



7.100 / 8.100 / 8.140 / L.80 / 12.140T / 12.170BT / 12.180 / 14.150 / 14.170BT / 14.180 / 14.220 / 16.

1.44 FILTRO

FILTER

2RD127485 FUEL FILTER SEAT

CABECOTE FILTRO RACOR
014469



7.100 / 8.100 / 8.120 / 8.150 / 9.150OD / 8.140 / 8.140CO / 8.140CE / L.80 / 7.110 / 7.120 / 8.120OD /

T11130125 FILTER

FILTRO (PENEIRINHA)
006275



6.90 / 7.90S / 7.110S / 11.130 / 11.140 / 12.140 / 13.130 / 14.140 / 14.150 / 12.180 / 14.180 / 16.

T11198165 DIESEL PRE-FILTER

PRE-FILTRO DIESEL =S/CABECOTE=
006277



/ 6.90 / 7.90S / 7.110S / 11.130 / 11.140 / 12.140 / 13.130 / 14.140 / 16.210CO / 17.210OD

T15129620C AIR FILTER SECONDARY

ELEMENTO SECUNDARIO FILTRO AR
005685
CA3280SY



16.210 /

TE3115561 ENGINE OIL FILTER

FILTRO OLEO MOTOR CUMMINS 8.3L
005039
TR3115561



14.210 / 16.210 /

TEG129620 AIR FILTER PRIMARY

ELEMENTO PRIMARIO FILTRO AR
005031



12.170BT / 12.180 / 14.150 / 14.170BT / 14.180 / 12.140H / 16.200 / 14.200 /

TEG129620A AIR FILTER SECONDARY

ELEMENTO SECUNDARIO FILTRO AR
005034
CA4692SY



12.170BT / 12.180 / 14.150 / 14.170BT / 14.180 / 16.170 / 12.140H / 16.200 / 14.200 / 14.170 /

TRA115561 ENGINE OIL FILTER

FILTRO OLEO MOTOR CUMMINS 5.9L
005038
2S0115436



12.170BT / 14.170BT / 16.170 / 16.200 / 17.210 / 13.190 / 13.170 / 15.170 / 17.210 CUMMINS EURO

1.45 FLANGE

FLANGE

2T2141255 CLUTCH FORK FLANGE

FLANGE GARFO EMBREAGEM
018194



26.260 CONSTELLATION / 31.260
CONSTELLATION / 31.320E CONSTELLATION /

1.46 FLANGE E LUVA P/ CARDA

YOKE

T2D525283 PROPELLER SHAFT

FLANGE CARDA DIFERENCIAL TINKEN
011290



22.140 / 22.160 /

1.47 FLEXIVEL

FLEXIBLE

T11145745 HYDRAULIC STEERING

FLEXIVEL DIRECAO HIDRAULICA
013812



11.140 / 12.140 /

TE3145745A HYDR. STEERING HOSE

FLEXIVEL DIRECAO HIDRAULICA
004261



14.210 /

TEG145745A HYDR. STEERING PUMP


FLEXIVEL B'B DIR. HIDR.
004274



8.140 / 12.140H /

1.48 FREIO MOTOR EXHAUST BRAKES

2RD253853B ENGINE BRAKE 74MM
FREIO MOTOR =74MM= 2-7/8
005081
2TK253853
2TA253853C
2TA253853B
2RE253853B
2RE253853
2RD253853D



7.100 / 8.100 / 8.140 / 8.140CO / L.80 / 12.140T / 15.180EOD / 15.190EOD / 7.110 / 8.150E / 8.150 /

2S2253853A ENGINE BRAKE 60MM
FREIO MOTOR =60MM= CONSTELLATION
017731



13.180E CONSTELLATION / 15.180E CONSTELLATION /

2S2253853B ENGINE BRAKE 80MM
FREIO MOTOR =80MM= CONSTELLATION
013935
2T2253853




26.260 / 26.220 / 31.260 / 26.260 CONSTELLATION / 31.260 CONSTELLATION /

4214289150 ENGINE BRAKE 99MM
FREIO MOTOR =99MM= 3-7/8
021854
2RK253853
TMG253853A




14.220 / 16.220 / 16.300 / 24.250 / 35.300 / 40.300 / 15.180EOD / 15.190EOD / 24.220 / 18.310 / 26.

4214299190 ENGINE BRAKE 85MM
FREIO MOTOR =85MM= 3- 3/8
022631
2RH253853
2T0253853A
2RP253853C
TEG253853B
TEG253853C
TLG253853A



12.140T / 12.170BT / 12.180 / 14.150 / 14.170BT / 14.180 / 16.170 / 16.180CO / 16.210CO / 17.

4214299340 ENGINE BRAKE 74MM
FREIO MOTOR =74MM= 2-7/8
022630
2RD253853
2RD253853D
2TK253853
2RD253853C
2RE253853
2R0253853B



7.100 / 8.100 / 8.140 / 8.140CO / L.80 / 12.140T / 15.180EOD / 15.190EOD / 7.110 / 8.150E / 8.150 /

SP5074
FREIO MOTOR =99MM= 3-7/8
023645
2RK253853
TMG253853A




14.220 / 16.220 / 16.300 / 24.250 / 35.300 / 40.300 / 15.180EOD / 15.190EOD / 24.220 / 18.310 / 26.

SP6964
FREIO MOTOR =85MM= 3- 3/8
023642
2W0253853
2RH253853C
2RP253853B
2RH253853
2T0253853A
2RP253853C




12.140T / 12.170BT / 12.180 / 14.150 / 14.170BT / 14.180 / 16.170 / 16.180CO / 16.210CO / 17.

SP7035 ENGINE BRAKE 74MM
FREIO MOTOR =74MM= 2-7/8
021845
2RD253853
2RD253853D
2TK253853
2RD253853C
2RE253853
2R0253853B



7.100 / 8.100 / 8.140 / 8.140CO / L.80 / 12.140T / 15.180EOD / 15.190EOD / 7.110 / 8.150E / 8.150 /

TAR253853 ENGINE BRAKE 85MM
FREIO MOTOR =85MM= 3-3/8
005084
TRA253853
TLG253853A
TLG253853
TEG253853C
TEG253853B
TAR253853A



12.140T / 12.170BT / 12.180 / 14.150 / 14.170BT / 14.180 / 16.170 / 16.180CO / 16.210CO / 17.

TMG253853 ENGINE BRAKE 99MM
FREIO MOTOR =99MM= 3-7/8
007404
2RK253853
TMG253853A



14.220 / 16.220 / 16.300 / 24.250 / 35.300 / 40.300 / 15.180EOD / 15.190EOD / 24.220 / 18.310 / 26.

1.49 GARFO FORK

2RD312021 GEAR SELECTOR TOWER
GARFO SELETOR TORRE CAMBIO
005160




7.100 / 8.100 /

2RM141861 CLUTCH FORK
GARFO EMBREAGEM C/ROLETE
005061



12.170BT / 12.180 / 14.150 / 14.170BT / 14.180 / 14.220 / 16.170 / 16.220 / 16.300 / 17.210OD / 24.

2S2141719A CLUTCH FORK
GARFO EMBREAGEM C/ROLETE (MODERNO)
014681
125731
2S2141719D



12.170BT / 12.180 / 14.150 / 14.170BT / 14.180 / 14.220 / 16.170 / 16.220 / 16.300 / 17.210OD / 24.

2T0141707B FORK CLUTCH BEARING
MANCAL ROLAMENTO GARFO EMBREAGEM
017832
2T2141707B
2T2141707A



19.320E CONSTELLATION / 19.370 CONSTELLATION / 25.370E CONSTELLATION /

2T2141719 CLUTCH FORK
GARFO EMBREAGEM C/ ROLETE
017751
2T2141719A
2T2141719E
2T2141719D



13.180E CONSTELLATION / 15.180E CONSTELLATION / 17.250E CONSTELLATION /

2T2141719B CLUTCH ACTIVATION
GARFO EMBREAGEM
017116



26.260 CONSTELLATION / 31.260 CONSTELLATION / 31.320E CONSTELLATION /

T11711973 REAR FORK
HASTE TRASEIRO TRAMBULADOR
005124



6.90 / 11.130 / 13.130 /

TAR711523 GEARBOX LEVER BRACKET
GARFO APOIO ALAVANCA CAMBIO
005155



/ 7.100 / 8.120 / 8.150 / 9.150 / 13.170 / 16.180CO / 16.210CO

1.49 GARFO

FORK

TEG311541A GEAR SELECTOR TOWER

GARFO SELETOR TORRE CAMBIO
005852



12.140 /

TJG141861 CLUTCH FORK

GARFO EMBREAGEM
005060
2RP141861A
2RP141861



14.150 / 14.220 / 16.170 / 16.180CO / 16.210CO /
16.220 / 16.300 / 17.210OD / 24.250 / 35.300 / 16.

TPH141857 CLUTCH FORK

GARFO EMBREAGEM
007580
2R0141719A



7.100 / 8.100 / 8.140 / 8.140CO / 8.140CE / L.80 /
12.140T / 7.110 / 8.150E / 8.150 / 7.120 / 8.120 /

TPH141857 X CLUTCH FORK W/ PIN

GARFO EMBREAGEM C/PINO
015359
2R0141719A X



7.100 / 8.100 / 8.140 / 8.140CO / 8.140CE / L.80 /
12.140T / 7.110 / 8.150E / 8.150 / 7.120 / 8.120 /

1.50 GRADE

GRID

2RJ853655 LATERAL DEFLECTOR LEFT

EXTENSAO GRADE FRONTAL L.E.
004412
FVW0010EE



12.140T / 12.170BT / 12.180 / 14.150 / 14.170BT
/ 14.180 / 14.200 / 14.220 / 16.170 / 16.200 / 16.

2RJ853656 LATERAL DEFLECTOR

EXTENSAO GRADE FRONTAL L.D.
004413
FVW0010ED



12.140T / 12.170BT / 12.180 / 14.150 / 14.170BT
/ 14.180 / 14.200 / 14.220 / 16.170 / 16.200 / 16.

1.51 GUARDA-PO

DUST COVERS

TJG711116 GEARBOX LEVER DUST

GUARDA PO ALAVANCA CAMBIO
006745



7.100 / 8.100 / 8.140 / 8.140CO / 8.140CE / L.80 /
12.140T / 12.170BT / 12.180 / 14.150 / 14.170BT

1.52 HASTE

ROD

2RP141147 CLUTCH CYLINDER ROD

HASTE CILINDRO EMBREAGEM
005058
2RP721263



16.180CO /

2RR312141 GEARBOX END SHAFT

HASTE TERM. CAIXA CAMBIO
017794
20925



24.250 / 35.300 / 40.300 / 26.260 / 26.310 / 26.220
/ 31.260 / 31.310 / 26.260E / 31.260E / 40.300

2RR312141 C GEARBOX END SHAFT

HASTE TERM. CAIXA CAMBIO =COMPLETO=
018030
BF0X72028 C



16.300 / 24.250 / 35.300 / 40.300 / 24.220 / 26.260
/ 26.310 / 26.220 / 31.260 / 31.310 / 26.260E / 31.

2VB721205 CLUTCH CYLINDER ROD

HASTE ACION. CIL. MESTRE EMBR.
005143



7.100 / 8.140CO / 8.140CE / 16.180CO / 16.210CO
/ 17.210OD / 24.250 / 40.300 / 24.220 / 18.310 /

T06611647 PULL ROD

HASTE ACION. CIL. RODA DIANT.
013402



6.90 / 7.90S / 7.110S / 7.90 /

1.53 HELICE

FAN

2P0121303A FAN WHEEL

HELICE MOTOR MWM DELIVERY MWM C/ANEL

017253
1932221



8.150 / 8.150 MWM DELIVERY / 8.150EOD / 5.140EOD / 5.140 /

2T2121303 FAN WHEEL

HELICE MOTOR =704MM=

017258
1932225



26.260 / 31.260 / 19.370 / 25.320 / 25.370E / 19.320E / 31.320E / 31.370E / 19.370E / 25.320E /

2TB121303 O FAN WHEEL =8 BLADES=

HELICE CUMMINS =8 PAS PLAST=

006014
1932-136



24.250 / 40.300 / 18.310 / 26.310 / 26.220 / 31.310 / 26.260 CONSTELLATION / 31.260

2W0121303 FAN WHEEL

HELICE MOTOR MWM

017256
1932184



15.180EOD / 15.190EOD / 17.180 MWM EURO 3 / 17.220 MWM EURO 3 / 24.220 MWM EURO 3 / 15.

2Z0121303A FAN WHEEL

HELICE MOTOR C/CAMBIO EATON 6V =600MM=

017259



17.240OT / 18.310OT /

2Z0121303B FAN WHEEL

HELICE MOTOR C/CAMBIO ZF/ALLISON 4V =

017260



17.240OT / 18.310OT / 17.260EOT / 18.320EOT /

TMJ121303 O FAN WHEEL =9 BLADES=

HELICE MOTOR 9 PAS

007368
1932081 O
2TC121303B O



16.300 / 24.250 / 35.300 /

1.54 INTERRUPTOR

SWITCHE

TAR953235 O LIGHT SWITCH

INTERRUPTOR PISCA ALERTA

007648



16.180CO / 16.210CO /

1.55 JOGO DE JUNTA

GASKET SET

2RD198005C TURBINE GLAND SET MWM

JG. JTAS MWM TURBO 4CIL.

004643
941080130046
2RE198005
2RD198005A



12.140T /

1.56 JUNTA

GASKET

2830444

JUNTA COL. ESCAP. CUMMINS SERIE B =

024136
2R0129589D



17.250E / 23.250E / 24.250E / 8.150E / 13.170E / 15.170E / 15.190E / 9.150E / 15.180E / 13.180E /

2P0129589

JUNTA COL. ESCAP. CUMMINS SERIE B =

024135
2R0129589D



9.160 ADVANTECH

2R0253137A BRAKE ENGINE GASKET

JUNTA FREIO MOTOR 74MM

006118



7.100 / 8.100 / 8.140 / 8.140CO / 8.140CE / L.80 / 12.140T / 14.150 / 8.140CKD / 12.140H / 7.110 /

2RD129717 GASKET INTAKE MANIFOLD

JUNTA COL. ADMISSAO =PEQUENA=

004584
941088530364
941008530024
2TA129717
2R0129717A



7.100 / 8.100 / 8.140 / 8.140CO / 8.140CE / L.80 / 8.140CKD / 8.150 / 7.120 / 8.120 / 13.150 / 9.




1.56 JUNTA GASKET

2RD130113 GASKET INJEC. PUMP

JUNTA BOMBA INJETORA

004590
922908530604
2TA130113
2R0130119E
2R0130119C



7.100 / 8.100 / 8.140 / 8.140CO / 8.140CE / 12.140T / 14.150 / 8.140CKD / 7.110 / 17.180 MWM

2S0129589A GASKET SET

JUNTA COL. ESCAP. CUMMINS SERIE B =

014414
2R0129589D




17.250E / 23.250E / 24.250E / 8.150E / 13.170E / 15.170E / 15.190E / 9.150E / 15.180E / 13.180E /

2S0253137A BRAKE ENGINE GASKET

JUNTA FREIO MOTOR 85MM

018133
TGG253135



12.170BT / 12.180 / 14.150 / 14.170BT / 14.180 / 16.170 / 16.180CO / 16.210CO / 17.210OD / 24.

2T2129589 EXHAUST MANIF. GASKET

JUNTA COL. ESCAP. CUMMINS =ELETR.=

014415
3937479



26.260 CONSTELLATION / 31.260 CONSTELLATION / 31.320E CONSTELLATION /

03618993 GASKET WATER PUMP 229

JUNTA BOMBA D'AGUA 229 TODOS

004610
922208530134



6.90 / 7.90S / 11.130 / 13.130 / 14.140 / 11.140 / 12.140 / 7.90 /

T12525375

FELTRO BRANCO VALV. REDUZIDA

023401



12.170BT / 12.180 / 14.220 / 16.170 / 16.180CO / 16.210CO / 16.220 / 17.210OD / 12.140H / 15.

T16407991 UNIVERSAL WHEEL HUB

JUNTA CUBO RODA


013390



T2D312057 GEAR COVER GASKET

JUNTA TAMPA CAMBIO CLARK 280-V

014408
240038




12.140T / 12.170BT / 12.180 / 14.150 / 14.170BT / 14.180 / 12.140H / 7.90S / 7.110S / 7.90 / 13.

TAE109289 TIMING GEAR COVER

JUNTA TAMPA DISTRIBUICAO - MWM

004647
961088530494
961088530374
961008530114
961007800014
2S0109245
2R0109245A



12.180 / 14.150 / 14.180 / 16.180CO / 14.200 / 17.240OT /

TAE129589 GASKET INTAKE MANIFOLD

JUNTA COLETOR ADMISSAO

004585
961008530144
941008530164
2TA129589



7.100 / 8.100 / 8.140 / 8.140CO / 8.140CE / L.80 / 12.140T / 14.150 / 16.180CO / 16.210CO / 17.

TAE129589A GASKET EXHAUST

JUNTA COLETOR ESCAPE

004586
961088530524
961008530204
2S0129589C
2S0129589B
21341370 V



7.100 / 8.140CO / 8.140CE / 12.140T / 14.150 / 16.180CO / 16.210CO / 17.210OD / 8.140CKD /

TJG109289 TIMING GEAR COVER

JUNTA TAMPA DISTR. CUMMINS 8.3L

004600



14.220 / 16.170 / 16.220 / 16.300 / 24.250 / 35.300 / 16.220 LEITO / 35.300H /

TJG253135 TUBE GASKET

JUNTA FREIO MOTOR 99MM

004631




14.220 / 16.220 / 16.300 / 24.250 / 35.300 / 40.300 / 16.220 LEITO / 18.310 / 26.260 / 26.310 / 26.220

TJG301235C GASKET

JUNTA TAMPA CILINDRO CX. CAMBIO

013535
014349



24.250 / 40.300 / 26.260 / 26.310 / 26.220 / 31.260 / 31.310 / 26.260E / 31.260E / 40.300 LEITO / 26.

TL7121043 WATER PUMP GASKET

JUNTA B'B D'AGUA

007639
9229085370734
922908530224




7.110S /

TNQ711111 GASKET

JUNTA TRAMBULADOR CAMBIO

007638
3316780



7.100 / 8.100 / 8.140 / 8.140CO / 8.140CE / L.80 / 8.140CKD / 7.110 / 8.150 / 7.120 / 8.120 / 9.

1.57 LANTERNA LANTERN

690949103 SIGN LANTERN

LANTERNA SINALIZADORA

005686



L.80 /

T12945223A REAR LENS LANTERN

LENTE LANTERNA TRASEIRA

004471



8.100 / 8.140 / 8.140CO / 8.140CE / L.80 / 24.250 / 35.300 / 40.300 / 12.140H / 24.220 / 18.310 / 26.

T12953141 LENS LANTERN - FRONT

LENTE LANT. DIANT. ACRILICA

004475
TAC953161
2TA953161



14.150 / 14.220 / 16.170 / 16.220 / 24.250 / 35.300 / 12.140H / 16.220 LEITO / 24.220 / 35.300 LEITO

1.58 MACANETA HANDLE

111837225D INTERIOR
GATILHO MACANETA INT. PORTA L.E.
011264



12.140T / 12.170BT / 12.180 / 14.150 / 14.170BT / 14.180 / 14.220 / 16.170 / 16.220 / 16.300 / 24.

111837226D INTERIOR
GATILHO MACANETA INT. PORTA L.D.
011265



12.140T / 12.170BT / 12.180 / 14.150 / 14.170BT / 14.180 / 14.220 / 16.170 / 16.220 / 16.300 / 24.

2118370202999 DOOR INNER HANDLE
MACANETA INTERNA PORTA - L.E.
005194
21183702021N
N



7.100 / 8.100 / 8.140 / L.80 / 12.140T / 12.170BT / 14.150 / 14.170BT / 14.220 / 16.170 / 16.220 / 16.

2R2837205 EXTERNAL HANDLE LH
MACANETA EXT. L.E. CONSTELLATION
016006



26.260 CONSTELLATION / 31.260 CONSTELLATION / 31.320E CONSTELLATION /

2R2837206 EXTERNAL HANDLE RH
MACANETA EXT. L.D. CONSTELLATION
016007



11.000 (85/...) / 24.250ECONSTELLATION / 17.250E CONSTELLATION / 19.320E

1.59 MANCAL BEARING CAP

282711119 LEVER BEARING
MANCAL ALAVANCA TRAMBULADOR
005125



11.130 / 13.130 / 11.140 /

1.60 MANCAL DE EMBREAGEM CLUTCH BEARING

2SK141165 CLUTCH BEARING F-4000
MANCAL EMBREAGEM C/CUBO
007159
125804 E
3373 S
1037 R
2R0141165B
2R0141165C
2S0141165B



8.150E / 9.150E / 8.150 EOD / 9.150EOD /

2T2141165H CLUTCH BEARING VW
MANCAL EMBREAGEM CONSTELLATION
014506
3397
1428
1426 R
2T2141165



24.250 / 13.180 / 15.180 / 17.250 /

2T2141165K CLUTCH BEARING VW
MANCAL EMBREAGEM CONSTELLATION
019466



17.230 ONIBUS / 17-280 CONSTELLATION ADVANTECH / 17.230 OMD / 24-280

T13141161 CLUTCH BEARING =WITH
MANCAL EMBREAGEM C/CUBO E ROLAM.
004084
3362 S
1323 R
125800 E



11.130 / 13.130 / 14.140 / 11.140 / 12.140 / 7.110 /

TEG141165 CLUTCH BEARING
MANCAL EMBREAGEM C/ROLAMENTO
004082
125802 E
2R0141165
2R0141165A
L5535



7.100 / 8.100 / 8.140 / L.80 / 7.110 / 8.150E / 8.150 / 9.150E / 8.120 / 9.150OD / 8.120OD / 9.

TEG141165 F CLUTCH BEARING
MANCAL EMBREAGEM C/ROLAMENTO
022526



7.100 / 8.100 / 8.140 / L.80 / 7.110 / 8.150E / 8.150 / 9.150OD / 8.120OD / 9.150EOD / 6.140 / 7.

1.61 MANGUEIRA

HOSE

2R0145856C INTERCOOLER HOSE

MANGUEIRA INTERCOOLER
013644



8.150E / 9.150E / 13.170E / 15.170E / 13.180E / 15.180E / 15.190E / 8.150EOD / 9.150EOD / 8.

2RE129311A BREATHING ENGINE HOSE

MANG. RESPIRO MOTOR
017843



8.140 / 8.140CO / 8.140CE / 12.140T / 8.140CKD / 8.150 / 8.120 / 13.150 / 9.150OD / 8.120OD / 8.150

2SP145467 TURBO OIL RETURN HOSE

MANGUEIRA RETORNO OLEO TURBO
005169
TE3145467



12.170BT / 14.170BT / 16.170 / 16.200 / 13.190 / 13.170 / 15.170 / 17.210 CUMMINS EURO 2 / 23.

2TB121059A RADIATOR WATER HOSE

MANG. SUP. RADIADOR
012432



17.240OT / 18.310OT /

2VU121073 RADIATOR LOWER HOSE

MANGUEIRA INFERIOR RADIADOR
006021



17.300 / 24.220 CUMMINS BETONEIRA / 26.260 / 31.260 / 31.310 / 26.310 / 18.310 / 24.250 / 23.220

TAT129973 HOSE CONEXION FROM

MANG. LIG. TUBO INTERMED./TURBO
005551



12.140T / 8.140 / L.80 / 7.120 / 8.120 / 8.150 / 13.150 / 8.140CE / 8.140CO // 8.140CKD

TJG115451B BREATHING ELBOW HOSE

MANGUEIRA COTOVELO DO RESPIRO
005184
TJG115451BS S



12.170BT / 14.170BT / 16.170 / 16.200 /

1.62 MANGUEIRA SILICONE

SILICON HOSE

2RD129311 BREATHING TUBE HOSE

MANGUEIRA TUBO RESPIRO
005179
922908611844



7.100 / 8.100 /

2RK145467 TURBINE CONEXION HOSE

MANG. LIGACAO TURBINA =SILICONE AZUL=
005189
TJG145467
2T0145671A



14.220 / 16.220 / 16.220 LEITO / 24.220 /

3911935 RESPIRE ELBOW HOSE =

MANG. COTOV. RESP. =SILICONE AZUL=
021289
TJG115451BS S



16.170 / 12.170BT / 14.170BT / 16.200

TAL117231 HOSE CONEXION FROM

MANG. LIG. TUBO INTERC./TURBINA
005186



12.170BT / 14.170BT / 14.220 / 16.170 / 16.180CO / 16.210CO / 16.220 / 16.300 / 17.210OD /

TJG115451B S RESPIRE ELBOW HOSE =

MANG. COTOV. RESP. =SILICONE AZUL=
006653
TJG115451BS S



12.170BT / 14.170BT / 16.170 / 16.200 /

TQG117231 INTERCOOLER CONEXION

MANG. SILICONE INTERCOOLER =AZUL=
006923



12.170BT / 14.170BT / 14.220 / 16.170 / 16.180CO / 16.210CO / 16.220 / 16.300 / 17.210OD /

TQG117231 O SILICONE HOSE WITH

MANG. SILICONE INTERCOOLER =PRETO=
004993



12.170BT / 14.170BT / 14.220 / 16.170 / 16.180CO / 16.210CO / 16.220 / 16.300 / 17.210OD /

TRG117231A TURBINE CONEXION HOSE

MANGUEIRA LIGACAO TURBINA
005185
TRG117231
91HU6W650BA



24.250 / 35.300 /

1.63 MANOPLA

KNOB

2RR711259 SHIFT KNOB W/ VALVE

MANOPLA ALAV. CAMBIO C/VALVULA
007685
S2581
TJG711259



24.250 / 24.220 / 26.260 / 26.220 / 31.260 / 31.310 / 26.260E / 31.260E /

2T0711141 SHIFT KNOB

MANOPLA ALAVANCA CAMBIO
013397
6038323090
6005200241



18.310 /

TJG711141 SHIFT KNOB

MANOPLA ALAV. CAMBIO
012469



14.200 / 14.150 / 16.170 / 16.200 / 12.180 / 14.180 / 12.140H / 12.140T / 16.180CO / 13-190 / 15-190 /

TJG711259B SHIFT KNOB

MANOPLA ALAVANCA CAMBIO
013492
2UU711259
S2574
S2571



16.300 / 24.250 / 35.300 / 40.300 / 26.310 / 31.310 / 35.300 LEITO / 40.300 LEITO / 24.250 CHILE /

1.64 MAQUINA DE VIDRO

WINDOW LIFTER MECHANISM

T00837502 WINDOW LIFTER

MAQUINA VIDRO L.D. PINHAO CURTO DE 1991
003751



6.90 / 7.90S / 11.130 / 13.130 / 14.210 / 16.210 /

1.65 MOLA

SPRING

2R0301338 SPRING

MOLA MENOR 1,25 X 7,8 X 43,20 RETIFICADA
011573
0732041946



9.150OD / 8.120OD / 8.150 OD / 8.150 EOD / 9.150EOD / 8.150E PLUS / 9.150E CUMMINS

2R0609465 SPRING

MOLA GRANDE PATIM FREIO
012585



7.110 / 8.150E / 8.150 / 9.150E / 8.120 / 5.140
MWM DELIVERY / 9.150OD / 8.120OD / 8.150 OD

2RG607041 REAR BRAKE SHOE

MOLA SAPATA FREIO TRASEIRO
005328
800113



12.140T / 12.170BT / 12.180 / 14.150 / 14.170BT
/ 14.180 / 14.220 / 16.170 / 16.180CO / 16.210CO /

2RL109623 VALVE SPRING 5.9L SERIE

MOLA VALV. CUM. 5.9L SERIE B
004910



12.170BT / 14.170BT / 16.170 / 16.200 / 13.190 /
13.170 / 15.170 / 17.210 CUMMINS EURO 2 / 23.

2RP253891 ENGINE BRAKE PISTON

MOLA PISTAO FREIO MOTOR
017946



7.100 / 8.100 / 8.140 / 14.220 / 16.170 / 16.180CO
/ 16.210CO / 16.220 / 16.300 / 24.250 / 35.300 /

2TJ721619 SPRING

MOLA CABO ESTRANGULADOR
012578



16.210CO / 17.210OD / 17.240OT / 18.310OT / 13.180 / 15.180 / 17.210 MWM EURO 2 / 23.210 MWM

T06130553 BRAKE CYLINDER

MOLA RETENCAO CILINDRO FREIO
012571



6.90 / 7.90S / 7.110S / 7.90 /

T06609283 BRAKE SHOE RETAINER

MOLA RETENCAO SAPATA
004926



6.90 / 7.90S / 7.110S / 6.80 /

T13311983 TRAMBULATOR BUSHING

MOLA TRAMBULADOR CAMBIO
013503
4303939



12.140T / 12.170BT / 12.180 / 14.150 / 14.170BT
/ 14.180 / 16.170 / 16.180CO / 16.210CO / 12.

TAP721519 ACCELERATOR SPRING

MOLA ACELERADOR
012583



7.100 / 8.100 / 8.140 / 8.140CO / 8.140CE / L.80 /
12.140T / 12.170BT / 14.150 / 14.170BT / 16.170

TE3607033 BRAKE SHOE LOCK SPRING

MOLA TRAVA ROLETE SAPATA FREIO
005317



TEG721619A ACCELERATOR SPRING

MOLA ACELERADOR
012584



12.140H /

1.66 MOLDURA

FRAME

2118372391232 RUBBER STRIP

MOLDURA MACANETA INT. PORTA =CINZA=
011263



7.100 / 8.100 / 8.140 / L.80 / 12.140T / 12.170BT /
14.150 / 14.170BT / 14.220 / 16.170 / 16.220 / 16.

1.67 MORINGA

DRIVING SHAFT SLEEVE

2T0311807B GEARBOX DRIVING SHAFT

MORINGA CAMBIO ZF

018623
1297095108
0091302268



18.310 /

1.68 O'RING

O'RING

104061

RETENTOR PINO MANGA EIXO

023427




7.100 / 8.100 / 8.140 / 8.140CO / 8.140CE / L.80 / 8.140CKD / 7.90S / 7.110S / 8.150 / 7.120 / 8.120

2R0121437 O'RING WATER PUMP

O'RING VED. B'B AGUA PEQ. MWM X 10

006579
904931070781



7.100 / 8.100 / 8.140 / 8.140CO / 8.140CE / L.80 / 16.180CO / 16.210CO / 8.140CKD / 15.180EOD /

T06407373 SEALING RING

RETENTOR PINO MANGA EIXO

007447



7.100 / 8.100 / 8.140 / 8.140CO / 8.140CE / L.80 / 8.140CKD / 7.90S / 7.110S / 8.150 / 7.120 / 8.120

T11107125 SEAL RING

O'RING VEDACAO CAMISA MWM D 229

007755
604931301124



12.140H / 6.90 / 7.90S / 7.110S / 11.130 / 13.130 / 14.140 / 11.140 / 12.140 / 7.90 /

T12130803A O'RING INJ. PUMP GASKET

O'RING VEDACAO BOMBA INJETORA

006580
904931070121



12.180 / 14.150 / 14.180 / 16.180CO / 7.110S / 14.200 / 17.210 / 17.240OT / 18.310OT / 23.210 / 17.

TAE121853 JUNCTION TUBE GASKET

O'RING VEDACAO TUBO JUNCAO

006577



14.150 / 16.180CO / 14.200 / 14,150 CHILE /

1.69 PAINEL

PANEL

TJG807202 BUMPER PANEL

PAINEL ACABAM. PARACHOQUE L.D.

012594



14.150 / 14.220 / 16.170 / 16.220 / 24.250 / 35.300 / 12.140H / 16.220 LEITO / 24.220 / 35.300 LEITO

1.70 PARACHOQUE

BUMPER

2RD807124CTR R.H. BUMPER PROTECTIVE

PONTEIRA PARACHOQUE L.D.

004799



7.100 / 8.100 / 8.140 / L.80 /

2RL807103033 L.H. BUMPER PROTECTIVE

PONTEIRA PARACHOQUE L.E. -LUXO-

004804



24.250 / 40.300 / 24.220 / 17.210 / 17.220 / 17.300 / 26.300 / 13.170 / 15.170 / 13.150 / 13.180 / 15.

2S0807102B8A8 BUMPER PROTECTIVE

PONTEIRA PARACHOQUE L.D.

006018
2S0807102B



18.310 / 26.260 / 26.220 / 31.260 / 31.310 / 26.260E / 31.260E / 17.250E / 17.210 / 17.220 / 17.

2S0807103B8A8 BUMPER PROTECTIVE

PONTEIRA PARACHOQUE L.E.

006019
2S0807103B



18.310 / 26.260 / 26.220 / 31.260 / 31.310 / 26.260E / 31.260E / 17.250E / 17.210 / 17.220 / 17.

1.70 PARACHOQUE

BUMPER

2S08071048A8 BUMPER WITHOUT

PONT. PARAC. S/SPOILER L.D. F.REDONDO
006756
2S0807102
2S08071028A8



18.310 / 26.260 / 26.310 / 17.250E / 17.210 / 17.220 / 17.310 / 23.250E / 13.170E / 15.170E / 15.

2T2807071N28 BUMPER

PARACHOQUE CONSTELLATION 19320
011891



26.260 CONSTELLATION / 31.260
CONSTELLATION / 31.320E CONSTELLATION /

2VF8071038A8 BUMPER PROTECTIVE

PONTEIRA PARACHOQUE L.E.
006059
2VF807103033



14.150 / 14.170BT / 14.180 / 14.220 / 16.170 / 16.180CO / 16.210CO / 16.220 / 16.300 / 17.210OD /

1.71 PARAFUSO

SCREW

2R2803877F SCREW

PARAFUSO FILTRO SECADOR M12X1,50X30
017781
8101270144



24.250ECONSTELLATION / 17.250E
CONSTELLATION / 19.320E CONSTELLATION /

2RD999491 SCREW C 5.8 M 10 X 30 X 1.

PARAF. SEXT. 5.8 M10 X 30 X 1.50
005258
TN000421X1
NFN605920DK
N0102304



7.100 / 24.250 / 40.300 / 24.220 / 18.310 / 26.260 / 26.310 / 26.220 / 31.260 / 31.310 / 26.260E / 31.

2RK103591 VALVE TAP SCREW

PARAF. TAMPA VALVULA CUMMINS
014542
3922639



14.220 / 16.220 / 16.300 / 24.250 / 35.300 / 40.300 / 16.220 LEITO / 18.310 / 26.260 / 26.310 / 26.220

2RK129725 SCREW

PARAFUSO FIX. COL. ESCAPE
007951
3918109
TE3129725
TJG129725



14.220 / 16.170 / 16.220 / 17.220 / 17.300 / 17.310 / 18.310 / 24.250 / 26.260 / 26.300 / 26.310 / 35.

2TD129593 SCREW - M10X1.5X70

PARAF. FIX. COL. ESCAPE - M10X1.5X70
006135
3930249
TE3129593



12.170BT / 14.170BT / 16.170 / 16.200 / 17.210 / 13.190 / 13.170 / 15.170 / 17.210 CUMMINS EURO

2VF999471 SCREW 8.8 M 8 X 20 X 1.25

PARAF. SEXT. 8.8 M8 X 20 X 1.25
005229



24.250 / 40.300 / 24.220 / 18.310 / 26.260 / 26.310 / 26.220 / 31.260 / 31.310 / 26.260E / 31.260E /

2Z0409135 SCREW, HEX HD

PARAFUSO SUSP. MOLA TRAS.
014485



17.240OT / 18.310OT / 17.260EOT / 18.320EOT /

N0101193 SCREW C 8.8 M 12 X 25 X 1.

PARAF. SEXT. 8.8 M12 X 25 X 1.50
005251



6.90 / 7.90S / 7.110S /

N0101221 SCREW C 8.8 M 14 X 35 X 1.

PARAF. SEXT. 8.8 M14 X 35 X 1.50
005252



UNIVERSAL TODOS VEICULOS /

N0101673 SCREW C 8.8 M 12 X 110 X

PARAF. SEXT. 8.8 M12 X 110 X 1.50
005223
T2D899451



7.90S / 7.110S /

N0102187 SCREW C 5.8 M 6 X 25 X 1.

PARAFUSO SEXT. 5.8 M6 X 25 X 1.00
005221



UNIVERSAL TODOS VEICULOS /

N01024015 SCREW C 5.8 M 8 X 20 X 1.

PARAFUSO SEXT. 5.8 M8 X 20 X 1.25
005222



7.100 / 8.100 / 8.140 / L.80 / 7.110 / 8.150E / 8.150 / 9.150E / 7.120 / 8.120 /

N0103506 SCREW C 5.8 M 8 X 50 X 1.

PARAF. SEXT. 5.8 M8 X 50 X 1.25
005265



12.180 / 14.150 / 14.180 / 12.140H / 6.90 / 7.90S / 7.110S /

N0401064 SCREW

PARAFUSO SUP. FILTRO M14X1,5X4,0
017780



UNIVERSAL TODOS VEICULOS /

N10023901 SCREW C 5.8 M 8 X 90 X 1.

PARAF. SEXT. 5.8 M8 X 90 X 1.25
005257



TODOS MODELOS /

N1024118 SCREW M 8 X 22 X 1.25

PARAFUSO SEXTAVADO M8 X 22 X 1.25
005214



TODOS MODELOS /

1.71 PARAFUSO

SCREW

NF058676AB SCREW 1/2 X 1 X 3/4

PARAFUSO SEXTAVADO 1/2 X 1 X 3/4
005242



UNIVERSAL TODOS VEICULOS /

NF058721AB SCREW 5/8 - 11 X 2.0

PARAFUSO SEXT. 5.8 - 11 X 2.0
005215



TODOS MODELOS /

NF058725AB SCREW 5/8 - 11 X 3.0

PARAFUSO SEXTAVADO 5/8 - 11 X 3.0
005216



UNIVERSAL TODOS VEICULOS /

NFE602208C SCREW M 8 X 27 X 1.25

PARAF. SEXT. C/PONTA M8 X 27 X 1.25
005213



TODOS MODELOS /

NFE602373C SCREW C 8.8 M 10 X 25 X 1.

PARAFUSO SEXT. 8.8 M10 X 25 X 1.50
005247



TODOS MODELOS /

NFE800817E SCREW M 6 X 10 X 1.00

PARAFUSO SEXT. M6 X 10 X 1.00
005246



TODOS MODELOS /

NFN601218AB SCREW M 8 X 65 X 1.25

PARAFUSO SEXT. M8 X 65 X 1.25
005245



UNIVERSAL TODOS VEICULOS /

T14525873 SCREW

PARAF. MANCAL CARC. DIFERENCIAL M16X2,
014497
082460



12.140T / 12.170BT / 12.180 / 14.150 / 14.170BT
/ 14.180 / 12.140H / 14.200 / 13.170 / 13.150 / 13.

TAF253227 SCREW ENGINE BRAKE

PARAF. SUPORTE FREIO MOTOR M8X16 (8.8)
017705
2RK109687A
TJG253227



7.100 / 8.100 / 8.140 / 8.140CO / 8.140CE / L.80 /
14.220 / 16.170 / 16.180CO / 16.210CO / 16.220 /

TAR411233A BEAM SPRING GABLE -

PARAF. ESPIGAO FEIXE MOLA TRASEIRO
004401



6.90 / 7.90S / 7.110S /

TH7299255 SCREW ENGINE BRAKE

PARAF. BORBOLETA FREIO MOTOR M6X16 (8.
017704



7.100 / 8.100 / 8.140 / 8.140CO / 8.140CE / L.80 /
14.220 / 16.170 / 16.180CO / 16.210CO / 16.220 /

TJG521153 SCREW

PARAFUSO CARDA
007329
F4HT4N272AA



7.90S / 8.140 / 12.140 / 14.150 / 16.170 / 16.220 /

TMG521153 SCREW

PARAFUSO CARDA
007327



8.140 / 8.140CO / 8.140CE / L.80 / 12.140T / 12.
170BT / 14.170BT / 14.220 / 16.180CO / 16.

TRA103385 CYLINDER HEAD SCREW

PARAF. CABECOTE MOTOR
013541
3920779



12.170BT / 14.170BT / 16.170 / 16.200 / 13.190 /
13.170 / 15.170 / 17.210 CUMMINS EURO 2 / 23.

1.72 PEDAL

PEDALS

TJG721139 BRAKE PEDAL

PEDAL FREIO
004098



7.100 / 8.100 / 8.140 / 8.140CO / 8.140CE / L.80 /
12.140T / 12.170BT / 12.180 / 14.150 / 14.170BT

1.73 PINO

PIN

2P0321143 PIN CUP

PINO COPO
011575



8.150E / 8.150 / 9.150E / 8.120 / 5.140 MWM DELIVERY / 8.150MWM DELIVERY /

2P0407361 STEERING KNUCKLE AXLE

PINO MANGA EIXO SIFCO - 33,00 X 157,7 (STD)
018950



5.140 MWM DELIVERY / 8.150 MWM DELIVERY / 8.150 EOD / 5.140 EOD /

2P0407361 10 KING PIN SIFCO - 33,10X157,7

PINO MANGA EIXO SIFCO - 33,10 X 157,7 (0,10)
018951



5.140 MWM DELIVERY / 8.150 MWM DELIVERY / 8.150 EOD / 5.140 EOD /

2P0407361 20 KING PIN SIFOC - 33,20X157,7

PINO MANGA EIXO SIFCO - 33,20 X 157,7 (0,20)
018952



5.140 MWM DELIVERY / 8.150 MWM DELIVERY / 5.140 EOD / 8.150 EOD /

2P0407361 30 KING PIN SIFOC - 33,30X157,7

PINO MANGA EIXO SIFCO - 33,30 X 157,7 (0,30)
018953



5.140 MWM DELIVERY / 8.150 MWM DELIVERY / 8.150 EOD / 5.140 EOD /

2P0407361 40 KING PIN SIFOC - 33,40X157,7

PINO MANGA EIXO SIFCO - 33,40 X 157,7 (0,40)
018954



5.140 MWM DELIVERY / 8.150 MWM DELIVERY / 8.150 EOD / 5.140 EOD /

2R0311593

JG. PINOS MOLAS TRAVA EIXO
023438
2RD311995F
2RD311995E



8.140CO / 8.140CE / 8.150E / 9.150E /

2R0321143A GEARBOX PIN CUP

PINO COPO CX. CAMBIO
011595
1307306170



9.150OD / 8.120OD / 8.150 OD / 8.150 EOD / 9.150EOD / 8.150E PLUS / 9.150E CUMMINS

2R0407361010 STEERING KNUCKLE AXLE

PINO MANGA EIXO MERITOR - 31,45 X 180,0 (0,
016908



7.100 / 8.100 / 8.140 / 8.140CO / 8.140CE / 8.140CKD / 8.150E / 8.150 / 7.120 / 8.120 / 5.140

2R0407361020 STEERING KNUCKLE AXLE

PINO MANGA EIXO MERITOR - 31,55 X 180,0 (0,
016909



7.100 / 8.120 / 7.120 / 8.140 / 8.150 / 8.150E / 8.150EOD / 8.150OD / 9.150OD / 9.150EOD / 8.100 /

2R0407361030 STEERING KNUCKLE AXLE

PINO MANGA EIXO MERITOR - 31,65 X 180,0 (0,
016910



7.100 / 8.100 / 8.140 / 8.140CO / 8.140CE / 8.140CKD / 8.150E / 8.150 / 7.120 / 8.120 / 5.140

2R0407361A STEERING KNUCKLE AXLE

PINO MANGA EIXO SIFCO - 33,00 X 169,3 (STD)
010334
500053591A



8.150E / 8.150 / 9.150E / 7.120 / 8.120 / 8.150 MWM DELIVERY / 9.150OD / 8.120OD / 8.150 OD

2R0407361A010 STEERING KNUCKLE AXLE

PINO MANGA EIXO SIFCO - 33,10 X 169,3 (0,10)
016912
500053591B



8.150E / 8.150 / 9.150E / 7.120 / 8.120 / 8.150 MWM DELIVERY / 9.150OD / 8.120OD / 8.150 OD

2R0407361A020 STEERING KNUCKLE AXLE

PINO MANGA EIXO SIFCO - 33,20 X 169,3 (0,20)
016913
500053591C



8.150E / 8.150 / 9.150E / 7.120 / 8.120 / 8.150 MWM DELIVERY / 9.150OD / 8.120OD / 8.150 OD

2R0407361A030 STEERING KNUCKLE AXLE

PINO MANGA EIXO SIFCO - 33,30 X 169,3 (0,30)
016914
500053591D



8.150E / 8.150 / 9.150E / 7.120 / 8.120 / 8.150 MWM DELIVERY / 9.150OD / 8.120OD / 8.150 OD

2R0407361STD STEERING KNUCKLE AXLE


PINO MANGA EIXO MERITOR - 31,35 X 180,0
007452
2R0407687STD
2R0407687
2R0407361
VA021PSTD



7.100 / 8.100 / 8.140 / 8.140CO / 8.140CE / 8.140CKD / 8.150E / 8.150 / 7.120 / 8.120 / 5.140

2R4407361 STEERING KNUCKLE AXLE

PINO MANGA EIXO MERITOR - 31,75 X 180,0
016911



8.150 / 9.150EOD / 9.150 WORKER /

2RD398031 AXLE LOCK SPRING PIN

JOGO PINOS MOLAS TRAVA EIXO
005713
2RD311995F
2RD311995E



7.100 / 8.100 / 8.140 / 8.140CO / 8.140CE / L.80 / 8.140CKD / 7.110 / 8.150 / 7.120 / 8.120 / 9.

2RD407687010 STEERING KNUCKLE AXLE

PINO MANGA EIXO - 28,75 X 181,5 (0,10)
007440
VA069P010
VA017P010
T06407687010



7.100 / 8.100 / 8.140 / 8.140CO / 8.140CE / L.80 / 8.140CKD / 6.90 / 7.90S / 7.110S / 8.150 / 7.120 /

2RD407687020 STEERING KNUCKLE AXLE

PINO MANGA EIXO - 28,85 X 181,5 (0,20)
007441
VA069P020
VA017P020
T06407687020



7.100 / 8.100 / 8.140 / 8.140CO / 8.140CE / 8.140CKD / 6.90 / 7.90S / 7.110S / 7.120 / 8.120 / 6.

2RD407687030 STEERING KNUCKLE AXLE

PINO MANGA EIXO - 28,95 X 181,5 (0,30)
007442
VA069P030
VA017P030
T06407687030



7.100 / 8.100 / 8.140 / 8.140CO / 8.140CE / 8.140CKD / 6.90 / 7.90S / 7.110S / 7.120 / 8.120 / 6.

2RD407687STD STEERING KNUCKLE AXLE

PINO MANGA EIXO - 28,65 X 181,5 (STD)
007439
2RD407687
VA069PSTD
VA017PSTD
T06407687STD
T06407687



7.100 / 8.100 / 8.140 / 8.140CO / 8.140CE / 8.140CKD / 6.90 / 7.90S / 7.110S / 7.120 / 8.120 / 6.

2RD8676518A8 RETAINING PIN

PRESILHA FIXACAO REVEST. =CINZA=
013548
2RD867651



7.100 / 7.110 / 8.150E / 8.150 / 9.150E / 7.120 / 8.120 / 5.140 MWM DELIVERY / 8.150 MWM

2TD407687 STEERING KNUCKLE AXLE

PINO MANGA EIXO MERITOR - 40,80 X 225,0
010340
085239



12.140T / 12.170BT / 12.140H / 13.170E / 13.180E / 13.190 / 13.170 / 13.150 / 13.180 /



1.73 PINO

PIN

2TD407687 10 STEERING KNUCKLE AXLE

PINO MANGA EIXO MERITOR - 40,90 X 225,0 (0, 019359



12.140T / 12.170BT / 12.140H / 13.170E / 13.180E / 13.190 / 13.170 / 13.150 / 13.180 /

2TD407687 30 STEERING KNUCKLE AXLE

PINO MANGA EIXO MERITOR - 41,10 X 225,0 (0, 019361



12.140T / 12.170BT / 12.140H / 13.170E / 13.180E / 13.190 / 13.170 / 13.150 / 13.180 /

T11407687 STEERING KNUCKLE AXLE

PINO MANGA EIXO MERITOR - 40,80 X 233,0 010346



12.140H / 12.170BT / 12.140T / 11.130 / 11.140 / 14.140 / 13.130 /

T11407687 10 STEERING KNUCKLE AXLE

PINO MANGA EIXO MERITOR - 40,90 X 233,0 (0, 019356

imagem indisponível

12.140H / 12.170BT / 12.140T / 11.130 / 11.140 / 14.140 / 13.130 /

T11407687 20 STEERING KNUCKLE AXLE

PINO MANGA EIXO MERITOR - 41,00 X 233,0 (0, 019357



12.140T / 12.170BT / 12.140H / 11.130 / 13.130 / 14.140 / 11.140 /

T11407687 30 STEERING KNUCKLE AXLE

PINO MANGA EIXO MERITOR - 41,10 X 233,0 (0, 019358



12.140T / 12.170BT / 12.140H / 11.130 / 13.130 / 14.140 / 11.140 /

T11711291 TRANSMISSION LEVER PIN

PINO ALAVANCA CAMBIO 005129



6.90 / 11.130 / 13.130 /

T13311995A PIN

PINO ELASTICO GARFO CX. CAMBIO 013590 14J001818



7.100 / 8.100 / 8.140 / 8.140CO / 8.140CE / L.80 / 12.140T / 12.170BT / 14.170BT / 16.170 / 16.

T16407687 STEERING KNUCKLE AXLE

PINO MANGA EIXO SIFCO - 45,55 X 264,5 (STD) 006823 2S0407361A



12.180 / 14.150 / 14.170BT / 14.180 / 14.220 / 16.170 / 16.220 / 16.300 / 24.250 / 35.300 / 40.300 /

T16407687 10 STEERING KNUCKLE AXLE

PINO MANGA EIXO SIFCO - 45,65 X 264,5 (0,10) 006870 2S0407361A 10



12.180 / 14.150 / 14.170BT / 14.180 / 14.220 / 16.170 / 16.220 / 16.300 / 24.250 / 35.300 / 40.300 /

T16407687 20 STEERING KNUCKLE AXLE

PINO MANGA EIXO SIFCO - 45,75 X 264,5 (0,20) 006871 2S0407361A 20



16.210 / 12.180 / 14.150 / 14.170BT / 14.180 / 14.200 / 14.220 / 16.170 / 16.200 / 16.220 / 16.300 /

T16407687 30 STEERING KNUCKLE AXLE

PINO MANGA EIXO SIFCO - 45,85 X 264,5 (0,30) 016907 2S0407361A 30



12.180 / 14.150 / 14.170BT / 14.180 / 14.220 / 16.170 / 16.220 / 16.300 / 24.250 / 35.300 / 40.300 /

T16407687A STEERING KNUCKLE AXLE

PINO MANGA EIXO BRAS - 45,55 X 256,5 (STD) 006872 085212



12.180 / 14.150 / 14.170BT / 14.180 / 14.220 / 16.170 / 16.180CO / 16.210CO / 16.220 / 16.300 / 17.

T16407687A 10 STEERING KNUCKLE AXLE

PINO MANGA EIXO BRAS - 45,65 X 256,5 (0,10) 006873



12.180 / 14.150 / 14.170BT / 14.180 / 14.220 / 16.170 / 16.180CO / 16.210CO / 16.220 / 16.300 / 17.

T16407687A 20 STEERING KNUCKLE AXLE

PINO MANGA EIXO BRAS - 45,75 X 256,5 (0,20) 006874



12.180 / 14.150 / 14.170BT / 14.180 / 14.220 / 16.170 / 16.180CO / 16.210CO / 16.220 / 16.300 / 17.

T16407687A 30 STEERING KNUCKLE AXLE

PINO MANGA EIXO BRASEIXOS - 45,85 X 256,5 016906



12.180 / 14.150 / 14.170BT / 14.180 / 14.220 / 16.170 / 16.180CO / 16.210CO / 16.220 / 16.300 / 17.

TJG141883 PIN

PINO ESFERICO GARFO EMBREAGEM

011201 2R0311613



7.100 / 8.100 / 8.140 / 8.140CO / 8.140CE / L.80 / 12.140T / 8.140CKD / 12.140H / 7.110 / 8.150 / 7.

1.74 PISTA SUPPORT

2P0407545 TRACK BUSHING

PISTA BUCHA CHIME
018956



8.150 MWM DELIVERY / 5.140 EOD / 8.150 EOD / 5.140 MWM DELIVERY /

2R0407545 STEERING KNUCKLE

PISTA BUCHA CHIME
019835



7.100 / 8.100 / 8.140 / 8.140CO / 8.140CE / 8.140CKD / 8.150E / 8.150 / 9.150E / 7.120 / 8.120 /

T06407545

PISTA BUCHA CHIME
019831



6.80 / 6.90 / 7.90S / 7.110S / 7.100 / 8.140 / 8.100 / L.80 /

T11407545

PISTA BUCHA CHIME
019833

imagem indisponível

11.130 / 13.130 / 14.140 / 11.140 / 12.140T / 12.170BT / 12.140H /

T16407545

PISTA BUCHA CHIME
019837



14.150 / 14.170BT / 14.220 / 16.170 / 16.220 / 16.300 / 24.250 / 35.300 / 40.300 / 16.220 LEITO /

1.75 PISTAO PISTON

TJG311733 TRANSMISSION BRAKE

PISTAO FREIO TRANSMISSAO
005109



16.300 / 24.250 / 35.300 / 40.300 / 26.260 / 26.310 / 26.220 / 31.260 / 31.310 / 26.260E / 31.260E /

1.76 POLIA PULLEY

2R0903119A FAN BELT PULLEY

POLIA ESTIC. CORREIA
018036
2R0903119E



24.250 / 40.300 / 24.220 / 18.310 / 26.260 / 26.310 / 26.220 / 31.260 / 31.310 / 26.260E / 31.260E /

2R0903119B FAN BELT PULLEY

POLIA ESTIC. CORREIA
018035



17.250E / 23.250E / 24.250E / 8.150E / 13.170E / 15.170E / 15.190E / 9.150E / 15.180E / 13.180E /

2R0903119C PULLEY TENSOR BELT

POLIA ESTIC. CORREIA
018038
961003810104
2P0903119B



15.180EOD / 15.190EOD / 26.260E / 31.260E / 26.260 CONSTELLATION / 31.260

2R0903119D PULLEY FAN BELT

POLIA ESTIC. CORREIA
018033
961003800014



13.170E / 15.170E / 13.180E / 15.180E / 15.190E / 15.180EOD / 15.190EOD / 17.260EOT / 18.

2T0105253B CRANK SHAFT PULLEY

POLIA VIRABREQUIM
014033
4896773
3999913
2R0105253
BG5X6312A



17.250E / 23.250E / 24.250E / 8.150E / 13.170E / 15.170E / 9.150EOD / 8.150EOD / 9.150E

2T0903165 FAN BELT PULLEY

POLIA ESTIC. CORREIA
018034
3971876
2T0903119



8.150E / 17.250E / 17.220 / 17.310 / 18.310 / 26.260 / 26.310 / 13.170E / 15.170E / 23.250E / 15.

2Z0903119A FAN BELT PULLEY

POLIA ESTIC. CORREIA
007230
3970737



26.260 CONSTELLATION / 31.260 CONSTELLATION / 31.320E CONSTELLATION /

TRA903119 FAN BELT PULLEY

POLIA ESTIC. CORREIA
018037
3352874



7.100 / 8.100 / 8.140 / 8.140CO / 8.140CE / L.80 / 12.140T / 12.170BT / 12.180 / 14.150 / 14.170BT

1.77 PONTEIRA PROTECTIVE

2P0253121A MUFFLER

SILENCIOSO
018278



5.140 MWM DELIVERY / 8.150 MWM DELIVERY /

2P0253683 TUBE

PONTEIRA SILENCIOSO SAIDA LATERAL
018280



5.140 MWM DELIVERY / 8.150 MWM DELIVERY /

2RD253683 TUBE

PONTEIRA TRAS. SILENCIOSO
018288



7.100 / 8.100 / 8.140 / 8.140CO / 8.140CE / 12.140T / 8.140CKD / 7.110 / 8.150 / 7.120 / 8.120 /

1.78 PORCA NUT

2RD407672 FRONT WHEEL CASTLE

PORCA CASTELO RODA DIANTEIRA
005665
088450



7.100 / 8.100 / 8.140 / 8.140CO / 8.140CE / L.80 / 8.140CKD / 6.90 / 7.90S / 7.110S / 7.110 / 7.90 /

2RP511199 NUT DEGREE 5 CLASS 2B

PORCA SEXTAVADA GRAU 5 CLASSE 2B
004371
TAG411235



16.180CO / 16.210CO / 17.210OD / 15.180EOD / 15.190EOD / 15.180E /

2RR399181 NUT


PORCA HASTE ROSCA ESQ. CX CAMBIO
018032
020926



16.300 / 24.250 / 35.300 / 40.300 / 26.260 / 26.310 / 26.220 / 31.260 / 31.310 / 26.260E / 31.260E /

2RR599213 SCREW NUT "V" SUSP. 6X4

PORCA PARAF. TIRANTE "V" SUSP.6X4
012348



24.250 / 24.220 / 26.260 / 26.310 / 26.220 / 31.260 / 31.310 / 26.260E / 31.260E / 26.260

N011004 NUT 13

PORCA SEXTAVADA LINHA METRICA DIN 13
004381



UNIVERSAL TODOS VEICULOS /

N0110212 DOUBLE NUT CLASS 2B

PORCA SEXTAVADA DUPLA CLASSE 2B
004374



UNIVERSAL TODOS VEICULOS /

N011862 LOCK NUT WITH NYLON

PORCA SEXT. A. TRAVANTE C/ NYLON
004386



UNIVERSAL TODOS VEICULOS /

N0221461 LOCK NUT CLASS 8 M8 X 1.

PORCA SEXT. A. TRAV. CL. 8 M8 X 1.25
005261



UNIVERSAL TODOS VEICULOS /

N0221491 NUT

PORCA SEXT. A. TRAVANTE ZINCADA
004384



UNIVERSAL TODOS VEICULOS /

NF033848AB NUT DEGREE 5 CLASS 2B

PORCA SEXTAVADA GRAU 5 CLASSE 2B
022516
TAG411235



UNIVERSAL TODOS VEICULOS

NF033850AB NUT DEGREE 8 CLASS 2B

PORCA SEXTAVADA GRAU 8 CLASSE 2B
004376



UNIVERSAL TODOS VEICULOS /

NF055718AB NUT

PORCA SEXTAVADA DE TORQUE ZINCADA
004373



UNIVERSAL TODOS VEICULOS /

NF386180AB LOCK NUT

PORCA SEXT. ROSCA UNF 7/16-20 FIOS
012390



UNIVERSAL TODOS VEICULOS /

NF386478AA LOCK NUT

PORCA SEXT. 1/4"
007644



7.100 / 8.100 / 8.140 / 8.140CO / 8.140CE / 12.140T / 12.170BT / 12.180 / 14.150 / 14.170BT /

NFE826238KA NUT

PORCA SEXT. LINHA METR. CLASSE 8
004382



UNIVERSAL TODOS VEICULOS /

NFN620481DF NUT

PORCA SEXT. LINHA METRICA CLASSE 8
004383
WHT005132
N620481S36



12.170BT / 12.180 / 14.150 / 14.170BT / 14.180 / 14.220 / 16.220 / 16.300 / 24.250 / 35.300 / 40.300

1.79 PORCA NUT

T06599517 NUT

PORCA SEXTAVADA DE TORQUE ZINCADA
004370



UNIVERSAL TODOS VEICULOS /

T11407751 NUT

PORCA CHAVETA MANGA EIXO
007853
088029



12.140T / 12.170BT / 12.180 / 14.150 / 14.170BT / 14.180 / 14.220 / 16.180CO / 16.210CO / 17.

T11407759 NUT 5/8X18 UNF

PORCA PO 5/8X18 UNF
020265
088019



12.140T / 12.170BT / 12.140H / 13.170E / 13.180E / 13.190 / 13.170 / 13.150 / 13.180

T13407671 REAR AXLE OUTER NUT

PORCA EXTERNA MANGA EIXO L.E
005110



11.130 / 13.130 / 14.140 / 14.210 / 16.210 /

T14501275 NUT 5/8X18 UNF

PORCA PO 5/8X18 UNF
018457
088019



12.180 / 14.150 / 14.170BT / 14.180 / 14.220 / 16.170 / 16.220 / 16.300 / 24.250 / 35.300 / 40.300 /

TE3145903A COMPRESSOR FIXATION

PORCA FIX. COMPR. CLASSE 8 M12 X 1.75
005256
2T0145903



14.220 / 16.170 / 16.220 / 16.300 / 24.250 / 35.300 / 40.300 / 16.220 LEITO / 35.300H /

TE3607473 NUT ZH CLASS 2B

PORCA SEXTAVADA ZH CLASSE 2B
004375
NL2101Z
800552
2TA607473



7.100 / 8.100 / 8.140 / 8.140CO / 8.140CE / L.80 / 12.140T / 12.170BT / 12.180 / 14.150 / 14.170BT

TJG145457 TURBINE STUD NUT

PORCA PRISIONEIRO TURBINA
012699
3818824



12.170BT / 14.170BT / 14.220 / 16.170 / 16.220 / 16.300 / 24.250 / 35.300 / 40.300 / 16.200 / 18.310

TJG399181A NUT

PORCA HASTE ROSCA DIR. CX CAMBIO
018031
X9802



16.300 / 24.250 / 35.300 / 40.300 / 26.260 / 26.310 / 26.220 / 31.260 / 31.310 / 26.260E / 31.260E /

TJG915415 WING NUT

PORCA BORBOLETA
018230



L.80 / 12.140T / 12.170BT / 12.180 / 14.150 / 14.170BT / 14.180 / 14.220 / 16.170 / 16.220 / 16.300

TMG525231 NUT

PORCA CAIXA SATELITE L.D.
018120
003269



16.210CO / 17.210OD / 15.180EOD / 15.190EOD / 17.250E / 17.210 / 17.220 / 17.300 / 17.310 / 17.

1.80 PORTA-OBJETO OBJECT HOLDER

85HBE23862AB STORAGE COMPARTMENT

PORTA OBJETOS PORTA L.D.
011958



1.81 PRESILHA CLAMP

133857119 GLOVE COMPARTMENT

PRESILHA TRAVA PORTA LUVA
005198



14.150 / 16.170 / 16.220 / 35.300 / 12.140H / 16.220 LEITO / 24.220 / 35.300 LEITO / 14.200 /

281853695B CLAMP

PRESILHA GRADE ATE 92
013124



14.150 / 14.220 / 16.170 / 16.220 / 24.250 / 35.300 / 12.140H / 24.220 / 6.90 / 7.90S / 7.110S / 7.90 /

NFE466025AA CLAMP

PRESILHA FIX. PAINEL INSTR.
011260



12.140T / 12.170BT / 14.150 / 14.170BT / 14.220 / 16.170 / 16.220 / 16.300 / 24.250 / 35.300 / 12.

1.82 PRISIONEIRO DE ACO STEEL STUD

T11129863 EXHAUST MANIF. STUD - 10
PRIS. COLETOR ESCAPE - 10MM X 57MM
005664
922903510014

12.140H / 11.130 / 13.130 / 11.140 / 12.140 /

T12501224 BOLT WHEEL HUB REAR
PRIS. CUBO RODA TRASEIRA
018462

12.140T / 12.170BT / 12.180 / 12.140H / 13.170E / 13.180E / 13.170 / 13.150 / 13.180 / 13.190 / 13.

TJG145455 STUD M10 X 1,5 X 42
PRISIONEIRO ACO TURBINA
012698
602011081030
TAE130113
3818823

/ 17.250E / 12.170BT / 13.170 / 13.190 / 14.170BT / 14.220 / 15.170 / 16.170 / 16.200 / 16.220

TL7129863 STUD
PRISIONEIRO COLETOR ADMISSAO
012887
602011081030
TAE130113
3818823

/ 7.110S / 7.100 / 8.100 / 8.120 / 8.150 / 9.150OD / 8.140 / 8.140CO / 8.140CE / L.80 / 12.140T / 12.

1.83 PROTETOR PROTECTOR

2RG863521 INTERNAL FINISHING L.H.
PROTETOR CALOR L.E.
015925

12.170BT / 14.170BT / 14.220 / 16.170 / 16.220 / 16.300 / 24.250 / 35.300 / 40.300 / 16.220 LEITO /

2RG863522 INTERNAL FINISHING R.H.
PROTETOR CALOR L.D.
015924

12.170BT / 14.170BT / 14.220 / 16.170 / 16.220 / 16.300 / 24.250 / 35.300 / 40.300 / 16.220 LEITO /

1.84 RELE RELAYS

TJG953277 TRAFFIC WARNING LAMP
RELE LUZES EMERGENCIA
004957
1119532272

6.90 / 7.90S / 7.110 /

1.85 REPARO MANGA DE EIXO KING PIN REPAIR KIT

2P0498629 KING PIN SET =SIFCO= 33,
REP. MANGA CPL. P/1LD =SIFCO= 33,00X157,7
018957

5.140 MWM DELIVERY / 8.150EOD / 5.140 EOD / 8.150MWM DELIVERY /

2P0498629 10 KING PIN SET =SIFCO= 33,
REP. MANGA CPL. P/1LD =SIFCO= 33,10X157,7
018958

5.140 MWM DELIVERY / 8.150EOD / 5.140 EOD / 8.150MWM DELIVERY /

2P0498629 20 KING PIN SET =SIFCO= 33,
REP. MANGA CPL. P/1LD =SIFCO= 33,20X157,7
018959

5.140 MWM DELIVERY / 8.150 MWM DELIVERY / 8.150 EOD / 5.140 EOD /

2P0498629 30 KING PIN SET =SIFCO= 33,
REP. MANGA CPL. P/1LD =SIFCO= 33,30X157,7
018960

5.140 MWM DELIVERY / 8.150 MWM DELIVERY / 8.150 EOD / 5.140 EOD /

2P0498629 40 KING PIN SET =SIFCO= 33,
REP. MANGA CPL. P/1LD =SIFCO= 33,40X157,7
018961

5.140 MWM DELIVERY / 8.150 MWM DELIVERY / 8.150 EOD / 5.140 EOD /

2P0498629CH KING PIN SET =SIFCO= 33,
REP. MANGA CPL. P/1LD =SIFCO= 33,00X157,7
019820

5.140 MWM DELIVERY / 8.150EOD / 5.140 EOD / 8.150MWM DELIVERY /

2P0498629CH 10 KING PIN SET =SIFCO= 33,
REP. MANGA CPL. P/1LD =SIFCO= 33,10X157,7
019821

5.140 MWM DELIVERY / 8.150EOD / 5.140 EOD / 8.150MWM DELIVERY /

2P0498629CH 20 KING PIN SET =SIFCO= 33,
REP. MANGA CPL. P/1LD =SIFCO= 33,20X157,7
019822

5.140 MWM DELIVERY / 8.150EOD / 5.140 EOD / 8.150MWM DELIVERY /

1.85 REPARO MANGA DE EIXO

KING PIN REPAIR KIT

2P0498629CH 30 KING PIN SET =SIFCO= 33,
REP. MANGA CPL. P/1LD.=SIFCO= 33,30X157,7
019823



5.140 MWM DELIVERY / 8.150EOD / 5.140 EOD / 8.150MWM DELIVERY /

2P0498629CH 40 KING PIN SET =SIFCO= 33,
REP. MANGA CPL. P/1LD.=SIFCO= 33,40X157,7
019824



5.140 MWM DELIVERY / 8.150EOD / 5.140 EOD / 8.150MWM DELIVERY /

2R0498629A KING PIN KIT =SIFCO= 33,
REP. MANGA CPL. P/1LD.=SIFCO= 33,00X169,3
010318
2RF498629



8.100 / 8.150E / 8.150 / 9.150E / 7.120 / 8.120 / 8.150 MWM DELIVERY / 9.150OD / 8.120OD / 8.150

2R0498629A 10 KING PIN KIT =SIFCO= 33,
REP. MANGA CPL. P/1LD.=SIFCO= 33,10X169,3
017692
2RF498629 10



8.100 / 8.150E / 8.150 / 9.150E / 7.120 / 8.120 / 8.150 MWM DELIVERY / 9.150OD / 8.120OD / 8.150

2R0498629A 20 KING PIN KIT =SIFCO= 33,
REP. MANGA CPL. P/1LD.=SIFCO= 33,20X169,3
017693
2RF498629 20



8.100 / 8.150E / 8.150 / 9.150E / 7.120 / 8.120 / 8.150 MWM DELIVERY / 9.150OD / 8.120OD / 8.150

2R0498629A 30 KING PIN KIT =SIFCO= 33,
REP. MANGA CPL. P/1LD.=SIFCO= 33,30X169,3
017694
2RF498629 30



8.100 / 8.150E / 8.150 / 9.150E / 7.120 / 8.120 / 8.150 MWM DELIVERY / 9.150OD / 8.120OD / 8.150

2R0498629A 40 KING PIN KIT =SIFCO= 33,
REP. MANGA CPL. P/1LD.=SIFCO= 33,40X169,3
018933
2RF498629 40



8.100 / 8.150E / 8.150 / 9.150E / 7.120 / 8.120 / 8.150 MWM DELIVERY / 9.150OD / 8.120OD / 8.150

2R0498629ACH 0 KING PIN KIT =SIFCO= 33,
REP. MANGA CPL. P/1LD.=SIFCO= 33,00=STD=
019870



8.100 / 8.150E / 8.150 / 9.150E / 7.120 / 8.120 / 8.150 MWM DELIVERY / 9.150OD / 8.120OD / 8.150

2R0498629ACH 10 KING PIN KIT =SIFCO= 33,
REP. MANGA CPL. P/1LD.=SIFCO= 33,10 =0,10=
019871



8.100 / 8.150E / 8.150 / 9.150E / 7.120 / 8.120 / 8.150 MWM DELIVERY / 9.150OD / 8.120OD / 8.150

2R0498629ACH 20 KING PIN KIT =SIFCO= 33,
REP. MANGA CPL. P/1LD.=SIFCO= 33,20 =0,20=
019872



8.100 / 8.150E / 8.150 / 9.150E / 7.120 / 8.120 / 8.150 MWM DELIVERY / 9.150OD / 8.120OD / 8.150

2R0498629ACH 30 KING PIN KIT =SIFCO= 33,
REP. MANGA CPL. P/1LD.=SIFCO= 33,30 =0,30=
019873



8.100 / 8.150E / 8.150 / 9.150E / 7.120 / 8.120 / 8.150 MWM DELIVERY / 9.150OD / 8.120OD / 8.150

2R0498629ACH 40 KING PIN KIT =SIFCO= 33,
REP. MANGA CPL. P/1LD.=SIFCO= 33,40 =0,40=
019874



8.100 / 8.150E / 8.150 / 9.150E / 7.120 / 8.120 / 8.150 MWM DELIVERY / 9.150OD / 8.120OD / 8.150

2R0498629G 0 KING PIN KIT =SIFCO= 33,
REP. MANGA CPL. P/1LD.=SIFCO= 33,00X169,3
024044



8.150 EOD / 9.150EOD / 9.160 OD / 8.160 OD EURO V / 9.160 OD EURO V / 5.150 OD EURO V /

2R0498629G 20 KING PIN KIT =SIFCO= 33,
REP. MANGA CPL. P/1LD.=SIFCO= 33,20X169,3
024046



8.150 EOD / 9.150EOD / 9.160 OD /

2R0498629G 30 KING PIN KIT =SIFCO= 33,
REP. MANGA CPL. P/1LD.=SIFCO= 33,30X169,3
024047



8.150 EOD / 9.150EOD / 9.160 OD /

2R0498629G 40 KING PIN KIT =SIFCO= 33,
REP. MANGA CPL. P/1LD.=SIFCO= 33,40X169,3
024048



8.150 EOD / 9.150EOD / 9.160 OD /

2R0498629GCH 0 KING PIN KIT =SIFCO= 33,
REP. MANGA CPL. P/1LD.=SIFCO= 33,00X169,3
024141



8.150 EOD / 9.150EOD / 9.160 OD /

2R0498629GCH 10 KING PIN KIT =SIFCO= 33,
REP. MANGA CPL. P/1LD.=SIFCO= 33,10X169,3
024142



8.150 EOD / 9.150EOD / 9.160 OD /

2R0498629GCH 20 KING PIN KIT =SIFCO= 33,
REP. MANGA CPL. P/1LD.=SIFCO= 33,20X169,3
024143



8.150 EOD / 9.150EOD / 9.160 OD /

2R0498629GCH 30 KING PIN KIT =SIFCO= 33,
REP. MANGA CPL. P/1LD.=SIFCO= 33,30X169,3
024144



8.150 EOD / 9.150EOD / 9.160 OD /

2R0498629GCH 40 KING PIN KIT =SIFCO= 33,
REP. MANGA CPL. P/1LD.=SIFCO= 33,40X169,3
024145



8.150 EOD / 9.150EOD / 9.160 OD /

2R4498629 KING PIN KIT =MERITOR=
REP. MANGA CPL. P/1LD.=MERITOR= 31,75MM
024383



9.150 WORKER / 8.150 EOD EIXO BITOLA MODIFICADA / 9.150 EOD EIXO BITOLA

2R4498629CH KING PIN KIT =MERITOR=
REP. MANGA CPL. P/1LD.=MERITOR= 31,75MM
024387



8.150 EOD EIXO BITOLA MODIFICADA / 9.150 EOD EIXO BITOLA MODIFICADA /

2TD498629 KING PIN SET 40,80X225,
REP. MANGA CPL. P/1LD.=MERITOR= 40,
010319
805795



13.170E / 15.170E / 13.190 / 13.170 / 13.150 / 13.180 /

1.85 REPARO MANGA DE EIXO KING PIN REPAIR KIT

2TD498629 10 KING PIN SET 40,90X225,

REP. MANGA CPL.P/1LD.=MERITOR=40,
019369
805795 10



13.170E / 15.170E / 13.190 / 13.170 / 13.150 / 13.180 /

2TD498629 20 KING PIN SET 41,00X225,

REP. MANGA CPL.P/1LD.=MERITOR=41,
019370
807795 20



13.170E / 15.170E / 13.190 / 13.170 / 13.150 / 13.180 /

2TD498629 30 KING PIN SET 41,10X225,

REP. MANGA CPL.P/1LD.=MERITOR=41,
019371
805795 30



13.170E / 15.170E / 13.190 / 13.170 / 13.150 / 13.180 /

2TD498629CH 0 KING PIN SET 40,80X225MM

REP. MANGA CPL. P/1LD.=MERITOR= 40,
019858



13.170E / 15.170E / 13.190 / 13.170 / 13.150 / 13.180 /

2TD498629CH 10 KING PIN SET 40,90X225MM

REP. MANGA CPL. P/1LD.=MERITOR= 40,
019859



13.170E / 15.170E / 13.190 / 13.170 / 13.150 / 13.180 /

2TD498629CH 20 KING PIN SET 41,00X225MM

REP. MANGA CPL. P/1LD.=MERITOR= 41,
019860



13.170E / 15.170E / 13.190 / 13.170 / 13.150 / 13.180 /

2TD498629CH 30 KING PIN SET 41,10X225MM

REP. MANGA CPL. P/1LD.=MERITOR= 41,
019861



13.170E / 15.170E / 13.190 / 13.170 / 13.150 / 13.180 /

2VC498629 KING PIN KIT =MERITOR=

REP. MANGA CPL. P/1LD.=MERITOR= 31,35MM
010317
805709
2R0498629



7.100 / 8.100 / 8.140 / 8.140CO / 8.140CE / 8.140CKD / 8.150E / 8.150 / 9.150E / 7.120 / 8.120 /

2VC498629 10 KING PIN KIT =MERITOR=

REP. MANGA CPL. P/1LD.=MERITOR= 31,45MM
017695
2R0498629 10



7.100 / 8.100 / 8.140 / 8.140CO / 8.140CE / 8.140CKD / 8.150E / 8.150 / 9.150E / 7.120 / 8.120 /

2VC498629 20 KING PIN KIT =MERITOR=

REP. MANGA CPL. P/1LD.=MERITOR= 31,55MM
017696
2R0498629 20



7.100 / 8.100 / 8.140 / 8.140CO / 8.140CE / 8.140CKD / 8.150E / 8.150 / 9.150E / 7.120 / 8.120 /

2VC498629 30 KING PIN KIT =MERITOR=

REP. MANGA CPL. P/1LD.=MERITOR= 31,65MM
017697
2R0498629 30



7.100 / 8.100 / 8.140 / 8.140CO / 8.140CE / 8.140CKD / 8.150E / 8.150 / 9.150E / 7.120 / 8.120 /

2VC498629CH 0 KING PIN KIT =MERITOR=

REP. MANGA CPL. P/1LD.=MERITOR= 31,35MM
019866
2R0498629CH 0



7.100 / 8.100 / 8.140 / 8.140CO / 8.140CE / 8.140CKD / 8.150E / 8.150 / 9.150E / 7.120 / 8.120 /

2VC498629CH 10 KING PIN KIT =MERITOR=

REP. MANGA CPL. P/1LD.=MERITOR= 31,45MM
019867
2R0498629CH 10



7.100 / 8.100 / 8.140 / 8.140CO / 8.140CE / 8.140CKD / 8.150E / 8.150 / 9.150E / 7.120 / 8.120 /

2VC498629CH 20 KING PIN KIT =MERITOR=

REP. MANGA CPL. P/1LD.=MERITOR= 31,55MM
019868
2R0498629CH 20



7.100 / 8.100 / 8.140 / 8.140CO / 8.140CE / 8.140CKD / 8.150E / 8.150 / 9.150E / 7.120 / 8.120 /

2VC498629CH 30 KING PIN KIT =MERITOR=

REP. MANGA CPL. P/1LD.=MERITOR= 31,65MM
019869
2R0498629CH 30



7.100 / 8.100 / 8.140 / 8.140CO / 8.140CE / 8.140CKD / 8.150E / 8.150 / 9.150E / 7.120 / 8.120 /

T06498629 KING PIN KIT 28,65X181,5 =

REP. MANGA CPL. P/1LD.=BRAS= 28,65X181,5
007857
805656
2RD498629



7.100 / 8.100 / 8.140 / L.80 / 6.90 / 7.90S / 7.110S / 7.110 / 8.150 / 7.120 / 8.120 / 6.80 /

T06498629 10 KING PIN KIT 28,75X181,5 =

REP. MANGA CPL. P/1LD.=BRAS= 28,75X181,5
017698
805665 10
2RD498629 10



7.100 / 8.100 / 8.140 / L.80 / 6.90 / 7.90S / 7.110S / 7.110 / 8.150 / 7.120 / 8.120 / 6.80 /

T06498629 20 KING PIN KIT 28,85X181,5 =

REP. MANGA CPL. P/1LD.=BRAS= 28,85X181,5
017699
805665 20
2RD498629 20



7.100 / 8.100 / 8.140 / L.80 / 6.90 / 7.90S / 7.110S / 7.110 / 8.150 / 7.120 / 8.120 / 6.80 /

T06498629 30 KING PIN KIT 28,95X181,5 =

REP. MANGA CPL. P/1LD.=BRAS= 28,95X181,5
017700
2RD498629 30



7.100 / 8.100 / 8.140 / L.80 / 6.90 / 7.90S / 7.110S / 7.110 / 8.150 / 7.120 / 8.120 / 6.80 /

T06498629CH 0 KING PIN KIT 28,65X181,5 =

REP. MANGA CPL. P/1LD.=BRAS= 28,65X181,5
019846
2RD498629CH



7.100 / 8.100 / 8.140 / L.80 / 6.90 / 7.90S / 7.110S / 6.80 /

T06498629CH 10 KING PIN KIT 28,75X181,5 =

REP. MANGA CPL. P/1LD.=BRAS= 28,75X181,5
019847
2RD498629CH 10



7.100 / 8.100 / 8.140 / L.80 / 6.90 / 7.90S / 7.110S / 6.80 / 6.90S /

T06498629CH 20 KING PIN KIT 28,85X181,5 =

REP. MANGA CPL. P/1LD.=BRAS= 28,85X181,5
019848
2RD498629CH 20



7.100 / 8.100 / 8.140 / L.80 / 6.90 / 7.90S / 7.110S / 6.80 / 6.90S /

T06498629CH 30 KING PIN KIT 28,95X181,5 =

REP. MANGA CPL. P/1LD.=BRAS= 28,95X181,5
019849
2RD498629CH 30



7.100 / 8.100 / 8.140 / L.80 / 6.90 / 7.90S / 7.110S / 6.80 / 6.90S /

T11498629 AXLE REPAIR KIT

REP. MANGA CPL. P/1LD.=MERITOR= 40,
005428
805687



12.140T / 12.170BT / 12.140H / 11.130 / 13.130 / 14.140 / 11.140 / 12.140 /

1.85 REPARO MANGA DE EIXO

KING PIN REPAIR KIT

T11498629 10 AXLE REPAIR KIT

REP. MANGA CPL. P/1LD.=MERITOR= 40,
019366



12.140T / 12.170BT / 12.140H / 11.130 / 13.130 /
14.140 / 11.140 / 12.140 / 12.170 /

T11498629 20 AXLE REPAIR KIT

REP. MANGA CPL. P/1LD.=MERITOR= 41,
019367



12.140T / 12.170BT / 12.140H / 11.130 / 13.130 /
14.140 / 11.140 / 12.140 /

T11498629 30 AXLE REPAIR KIT

REP. MANGA CPL. P/1LD.=MERITOR= 41,
019368



12.140T / 12.170BT / 12.140H / 11.130 / 13.130 /
14.140 / 11.140 / 12.140 /

T11498629CH 0 AXLE REPAIR KIT

REP. MANGA CPL. P/1LD.=MERITOR= 40,
019854



12.140T / 12.170BT / 12.140H / 11.130 / 13.130 /
14.140 / 11.140 / 12.140 /

T11498629CH 10 AXLE REPAIR KIT

REP. MANGA CPL. P/1LD.=MERITOR= 40,
019855



12.140T / 12.170BT / 12.140H / 11.130 / 13.130 /
14.140 / 11.140 / 12.140 /

T11498629CH 20 AXLE REPAIR KIT

REP. MANGA CPL. P/1LD.=MERITOR= 41,
019856



12.140T / 12.170BT / 12.140H / 11.130 / 13.130 /
14.140 / 11.140 / 12.140 /

T11498629CH 30 AXLE REPAIR KIT

REP. MANGA CPL. P/1LD.=MERITOR= 41,
019857



12.140T / 12.170BT / 12.140H / 11.130 / 13.130 /
14.140 / 11.140 / 12.140 /

T16498629 KING PIN KIT SIFCO 2 SIDES

REP. MANGA CPL. P/1LD.=SIFCO=45,55X264,5
005429
TAR498629
2VF498629



12.180 / 14.150 / 14.170BT / 14.180 / 14.220 / 16.
170 / 16.180CO / 16.210CO / 16.220 / 16.300 / 17.

T16498629 10 KING PIN KIT COMPLETE

REP. MANGA CPL. P/1LD.=SIFCO=45,65X264,5
017685
TAR498629 10



12.180 / 14.150 / 14.170BT / 14.180 / 14.220 / 16.
170 / 16.180CO / 16.210CO / 16.220 / 16.300 / 17.

T16498629 20 KING PIN KIT COMPLETE

REP. MANGA CPL. P/1LD.=SIFCO=45,75X264,5
017687
2VF498629 20
TAR498629 20



12.180 / 14.150 / 14.170BT / 14.180 / 14.220 / 16.
170 / 16.180CO / 16.210CO / 16.220 / 16.300 / 17.

T16498629 30 KING PIN KIT COMPLETE

REP. MANGA CPL. P/1LD.=SIFCO=45,85X264,5
017688
2VF498629 30
TAR498629 30



12.180 / 14.150 / 14.170BT / 14.180 / 14.220 / 16.
170 / 16.180CO / 16.210CO / 16.220 / 16.300 / 17.

T16498629A KING PIN KIT 45,55X256,5 =

REP. MANGA CPL. P/1LD.=BRAS= 45,55X256,5
007858



14.150 / 14.200 / 17.210 / 17.300 / 17.310 / 23.210
/ 23.310 / 13.170E / 15.170E / 15.190E / 15.180E /

T16498629A 10 KING PIN KIT 45,65X256,5 =

REP. MANGA CPL. P/1LD.=BRAS= 45,65X256,5
017689



14.150 / 14.200 / 17.210 / 17.300 / 17.310 / 23.210
/ 23.310 / 13.170E / 15.170E / 15.190E / 15.180E /

T16498629A 20 KING PIN KIT COMPLETE

REP. MANGA CPL. P/1LD.=BRAS= 45,75X256,5
017690



14.150 / 14.200 / 17.210 / 17.300 / 17.310 / 23.210
/ 23.310 / 13.170E / 15.170E / 15.190E / 15.180E /

T16498629A 30 KING PIN KIT 45,85X256,5 =

REP. MANGA CPL. P/1LD.=BRAS= 45,85X256,5
017691



14.150 / 14.200 / 17.210 / 17.300 / 17.310 / 23.210
/ 23.310 / 13.170E / 15.170E / 15.190E / 15.180E /

T16498629ACH 0 KING PIN KIT 45,55X256,5 =

REP. MANGA CPL. P/1LD.=BRAS= 45,55X256,5
019850



14.150 / 14.200 / 17.210 / 17.300 / 17.310 / 23.210
/ 23.310 / 13.170E / 15.170E / 15.190E / 15.180E /

T16498629ACH 10 KING PIN KIT 45,65X256,5 =

REP. MANGA CPL. P/1LD.=BRAS= 45,65X256,5
019851



14.150 / 14.200 / 17.210 / 17.300 / 17.310 / 23.210
/ 23.310 / 13.170E / 15.170E / 15.190E / 15.180E /

T16498629ACH 20 KING PIN KIT 45,75X256,5 =

REP. MANGA CPL. P/1LD.=BRAS= 45,75X256,5
019852



14.150 / 14.200 / 17.210 / 17.300 / 17.310 / 23.210
/ 23.310 / 13.170E / 15.170E / 15.190E / 15.180E /

T16498629ACH 30 KING PIN KIT 45,85X256,5 =

REP. MANGA CPL. P/1LD.=BRAS= 45,85X256,5
019853



15.170 / 17.300 // 15.180 / 17.210 / 17.310 / 23.
210 / 23.310 / 14.200 / 14.150 / 13.170E / 15.170E

T16498629B KING PIN KIT 45,55X256,5 =

REP. MANGA CPL. P/1LD.=BRAS= 45,55X256,5
023340



12.180 / 14.150 / 14.170BT / 14.180 / 14.220 / 16.
170 / 16.180CO / 16.210CO / 16.220 / 16.300 / 17.

T16498629B 10 KING PIN KIT 45,65X256,5 =

REP. MANGA CPL. P/1LD.=BRAS= 45,65X256,5
023341



12.180 / 14.150 / 14.170BT / 14.180 / 14.220 / 16.
170 / 16.180CO / 16.210CO / 16.220 / 16.300 / 17.

T16498629B 20 KING PIN KIT 45,75X256,5 =

REP. MANGA CPL. P/1LD.=BRAS= 45,75X256,5
023342



12.180 / 14.150 / 14.170BT / 14.180 / 14.220 / 16.
170 / 16.180CO / 16.210CO / 16.220 / 16.300 / 17.

T16498629B 30 KING PIN KIT 45,85X256,5 =

REP. MANGA CPL. P/1LD.=BRAS= 45,85X256,5
023343



12.180 / 14.150 / 14.170BT / 14.180 / 14.220 / 16.
170 / 16.180CO / 16.210CO / 16.220 / 16.300 / 17.

T16498629BCH 0 KING PIN KIT 45,55X256,5 =

REP. MANGA CPL. P/1LD.=BRAS= 45,55X256,5
023344



12.180 / 14.150 / 14.170BT / 14.180 / 14.220 / 16.
170 / 16.180CO / 16.210CO / 16.220 / 16.300 / 17.



1.85 REPARO MANGA DE EIXO

KING PIN REPAIR KIT

T16498629BCH 10 KING PIN KIT 45,65X256,5 =

REP. MANGA CPL. P/1LD.=BRAS= 45,65X256,5
023345



12.180 / 14.150 / 14.170BT / 14.180 / 14.220 / 16.170 / 16.180CO / 16.210CO / 16.220 / 16.300 / 17.

T16498629BCH 20 KING PIN KIT 45,75X256,5 =

REP. MANGA CPL. P/1LD.=BRAS= 45,75X256,5
023346



12.180 / 14.150 / 14.170BT / 14.180 / 14.220 / 16.170 / 16.180CO / 16.210CO / 16.220 / 16.300 / 17.

T16498629BCH 30 KING PIN KIT 45,85X256,5 =

REP. MANGA CPL. P/1LD.=BRAS= 45,85X256,5
023347



12.180 / 14.150 / 14.170BT / 14.180 / 14.220 / 16.170 / 16.180CO / 16.210CO / 16.220 / 16.300 / 17.

T16498629B VP KING PIN KIT 45,65X256,5 =

REP. MANGA CPL. P/1LD.=BRAS= 45,65X256,5
026552



T16498629CH 0 KING PIN KIT SIFCO 2 SIDES

REP. MANGA CPL. P/1LD.=SIFCO=45,65X264,5
019862
2VF498629CH



12.180 / 14.150 / 14.170BT / 14.180 / 14.220 / 16.170 / 16.180CO / 16.210CO / 16.220 / 16.300 / 17.

T16498629CH 10 KING PIN KIT COMPLETE

REP. MANGA CPL. P/1LD.=SIFCO=45,65X264,5
019863
2VF498629CH
10



12.180 / 14.150 / 14.170BT / 14.180 / 14.220 / 16.170 / 16.180CO / 16.210CO / 16.220 / 16.300 / 17.

T16498629CH 20 KING PIN KIT COMPLETE

REP. MANGA CPL. P/1LD.=SIFCO=45,75X264,5
019864
2VF498629CH
20



12.180 / 14.150 / 14.170BT / 14.180 / 14.220 / 16.170 / 16.180CO / 16.210CO / 16.220 / 16.300 / 17.

T16498629CH 30 KING PIN KIT COMPLETE

REP. MANGA CPL. P/1LD.=SIFCO=45,85X264,5
019865
2VF498629CH
30



12.180 / 14.150 / 14.170BT / 14.180 / 14.220 / 16.170 / 16.180CO / 16.210CO / 16.220 / 16.300 / 17.


1.86 REPAROS DIVERSOS

REPAIR KIT

2RP798121 GEAR SHIFT LEVER REPAIR

REPARO FIX. ALAVANCA CAMBIO

005157
T11711527



24.250 / 40.300 / 18.310 / 26.220 / 17.210 / 17.300 / 26.300 / 8.150 / 13.190 /

2V5881053

KIT REPARO BANCO

026929



T16525187187A DIFFER. WASHER KIT

JOGO ARRUELAS DIFERENCIAL

007898



14.220 / 16.170 / 16.180CO / 16.210CO / 16.220 / 17.210OD / 15.180EOD / 15.190EOD / 16.220

1.87 RESERVATORIO

CONTAINERS

2TA145171 HIDRAULIC OIL CONTAINER

RESERV. OLEO HIDRAULICO

006781
T16145171
TJG145171



7.100 / 8.140 / 8.140CO / 8.140CE / L.80 / 12.140T / 12.170BT / 12.180 / 14.150 / 14.170BT /

0081172032

RESERV. OLEO DIR. HIDRAULICA 113

025457
T16145171
TJG145171



7.100 / 8.140 / 8.140CO / 8.140CE / L.80 / 12.140T / 12.170BT / 12.180 / 14.150 / 14.170BT /

1.88 RETENTOR

RETAINER

2P0525275 RETAINER

RETENTOR FLANGE DIFERENCIAL

018433



5.140 MWM DELIVERY / 8.150 MWM DELIVERY / 8.150 EOD / 5.140EOD /

2R0109293 RETAINER

RETENTOR TAMPA DISTRIBUICAO

018445
4890832



17.250E / 23.250E / 24.250E / 8.150E / 13.170E / 15.170E / 15.190E / 9.150E / 15.180E / 13.180E /

2R0311113 RETAINER

RETENTOR FLANGE CAMBIO

018436
3344471



8.150E / 8.150 / 9.150E / 8.120 / 5.140 MWM DELIVERY / 8.150 MWM DELIVERY / 8.150EOD /

2R0311189 RETAINER

RETENTOR MORINGA CAMBIO ZF

018432
0734310253



9.150OD / 8.120OD / 8.150 OD / 8.150 EOD / 9.150EOD / 9.150E CUMMINS DELIVERY /

1.88 RETENTOR

RETAINER

2R0311281 RETAINER

RETENTOR FLANGE CAMBIO

018431
0750111424
2R0311281B



9.150OD / 8.120OD / 8.150 OD / 8.150 EOD / 9.150EOD /

2R0407641 RETAINER KING PIN

RETENTOR MANGA EIXO

018874
104284



7.100 / 8.100 / 8.140 / 8.140CO / 8.140CE / 8.140CKD / 6.90 / 7.90S / 7.110S / 7.90 / 8.150E / 8.

2R0407641B SEAL RING

RETENTOR PINO MANGA EIXO

007879



8.150E / 8.100 / 8.120 / 8.150 / 9.150OD / 8.150OD / 7.120 / 9.150EOD / 8.120OD / 9.150E / 8.

2R0501317 INNER REAR HUB

RETENTOR CUBO TRASEIRO

012445
07439BYF
06478BYF
T06501317C



8.100 / 8.140CO / 8.140CE / 8.140CKD / 8.150E / 9.150E / 5.140 MWM DELIVERY / 8.150 MWM

2RD525275 PINION RETAINER

RETENTOR PINHAO ALBARUS

004038
02853BAGEF



7.100 / 8.140 / 8.100 / 8.140CO / 8.140CE / 8.140CO CHILE / 8.140 CE CHILE /

2RH501317 REAR WHEEL RETAINER

RETENTOR CUBO RODA TRASEIRA

004021
T16501317
2S0501317



12.180 / 14.150 / 14.180 / 14.220 / 16.170 / 16.220 / 16.300 / 24.250 / 35.300 / 40.300 / 16.220 LEITO

2RK109215 CUMMINS ENGINE FRONT

RETENTOR DIANT. VIRABR. CUMMINS-SERIE

005606
TE3109215
3353977
2T0109293
2T0103085



14.220 / 16.170 / 16.220 / 16.300 / 24.250 / 35.300 / 40.300 / 16.220 LEITO / 18.310 / 26.260 / 26.310

2RR525413 ENTRANCE DIFFERENTIAL

RETENTOR EIXO ENTRADA DIFERENCIAL

005521
2S0198049B
2RR525413A
2S0198049
2RR598323



24.250 / 24.220 / 26.260 / 26.310 / 26.220 / 31.260 / 31.310 / 26.260E / 31.260E / 26.260

2RR525413B AXLE EXIT RETAINER - 1

RET. EIXO SAIDA - 1ª DIFERENCIAL

005566
2S0198049C
2S0198049A
2RR598325
TAR525413
A11205Y2729



24.250 / 24.220 / 26.260 / 26.220 / 31.260 / 26.300 /

2S0103085A ENGINE FLYWHEEL

RETENTOR VOLANTE MOTOR CUMMINS

005604
TE3103209
3934486
3909410
2T2103196B
2T2103196A
2S0103085B



12.170BT / 14.170BT / 14.220 / 16.170 / 16.220 / 16.300 / 24.250 / 35.300 / 40.300 / 16.200 / 18.310

2S0311131A RETAINER

RETENTOR FLANGE CAMBIO

018437
3001916



12.140T / 12.180 / 14.150 / 14.180 / 12.140H / 13.170E / 15.170E / 15.190E / 15.180E / 13.180E /

2T0301227 RETAINER

RET. EIXO CONT. REMOTO CAMBIO ZF

018430
2122001318
0634300302



18.310 / 26.260 CONSTELLATION / 31.260 CONSTELLATION / 31.320E CONSTELLATION /

2T0301457 RETAINER

RETENTOR EIXO EMBREAGEM

018429
0634307367
212001319



18.310 / 26.260 CONSTELLATION / 31.260 CONSTELLATION / 31.320E CONSTELLATION /

2T0311189 RETAINER

RETENTOR MORINGA CAMBIO ZF

018440
0734310111



18.310 / 19.320E CONSTELLATION / 19.370 CONSTELLATION / 25.370E CONSTELLATION /

2T0311281 SEAL

RETENTOR GARFO CAMBIO ZF

012450
0750112034
215001600
212001600
2T0311189A



18.310 / 26.260 CONSTELLATION / 31.260 CONSTELLATION / 31.320E CONSTELLATION /

2T0311449 GEARBOX RETAINER

RETENTOR CAIXA CAMBIO

018439
1297301004



18.310 / 26.260 CONSTELLATION / 31.260 CONSTELLATION / 31.320E CONSTELLATION /

2T2311113 RETAINER

RETENTOR FLANGE CAMBIO ZF

018441
0734319551
212002722
2T0311113



18.310 / 26.260 CONSTELLATION / 31.260 CONSTELLATION / 31.320E CONSTELLATION /

2TJ501317A REAR WHEEL RETAINER

RETENTOR CUBO RODA TRASEIRA

004026
2TJ501317
R72713BY



14.200 / 14.150 / 14.220 / 16.170 / 16.220 / 24.250 / 35.300 / 16.300 / 40.300 / 16.200 / 12.180 / 14.

2U0311189 RETAINER

RETENTOR MORINGA CAMBIO

018449
4304724



24.250 / 26.260 / 26.220 / 31.260 / 31.310 / 26.260E / 31.260E / 26.260 CONSTELLATION / 31.

2U2141255 RETAINER

RETENTOR MORINGA CAMBIO

018447
2U2141255A



26.260 CONSTELLATION / 31.260 CONSTELLATION / 31.320E CONSTELLATION /

2U2311189 RETAINER

RETENTOR MORINGA CAMBIO ZF

018442
0768800253
0734310387



26.260 CONSTELLATION / 31.260 CONSTELLATION / 31.320E CONSTELLATION /

2UU311623 RETAINER

RETENTOR TRAS. CX. CAMBIO RT

017361
4302322
2U0311623



26.260 / 26.220 / 31.260 / 31.310 / 26.260 CONSTELLATION / 31.260 CONSTELLATION /

3001607 STEERING KNUCKLE AXLE

RETENTOR MORINGA

023217
02960BAGE
2S0311189



12.170BT / 12.180 / 14.150 / 14.170BT / 14.180 / 14.200 / 16.170 / 14.220 / 16.220 / 16.220 LEITO /

4300121 STEERING KNUCKLE AXLE

RETENTOR MORINGA

023230
02960BAGE
2S0311189



14.210 / 16.210 / 12.170BT / 12.180 / 13.170 / 13.180 / 14.150 / 15.180 / 14.170BT / 14.180 / 14.200

1.88 RETENTOR

RETAINER

062103051 RETAINER

RETENTOR TRASEIRO VIRABREQUIM

018446
2P0103085



5.140 MWM DELIVERY / 8.150 MWM DELIVERY /
8.150 EOD / 5.140 EOD / 5.140 /

T06501317B REAR WHEEL RETAINER

RETENTOR CUBO RODA TRASEIRA

004027
98HU1175AA
2RE501317
R71923BGG
T72501317



9.150OD / 8.150OD / 7.100 / 8.120 / 8.150 / 6.90 /
7.90S / 7.110S / 8.140 / 8.140CE / 8.140CKD / 8.

T06525275 DIF. PINION RETAINER

RETENTOR PINHAO DIFERENCIAL

005522
T06525275A
2SF525275
02201BRGEP



7.90S / 7.110S /

T11407685 KING PIN RETAINER

RETENTOR PINO MANGA EIXO

019365



12.140T / 12.170BT / 12.140H / 11.130 / 13.130 /
14.140 / 11.140 / 12.140 /

T12501317 REAR WHEEL RETAINER

RETENTOR CUBO RODA TRASEIRA

004034
E5HT1175CA



12.140H / 12.140T / 12.170BT / 12.180 / 13.190 /
13.150 / 13.170 / 13.180 / 13.170E / 13.180E / 13.

T12525275 PINION RETAINER

RETENTOR PINHAO

004020
02686BRGEP
A1205D1928



14.200 / 12.140H / 14.150 / 12.170BT / 14.170BT
/ 12.140T / 8.120OD / 9.150EOD / 7.110 / 7.120 /

T13311189 DRIVING SHAFT RETAINER

RETENTOR EIXO PILOTO

004029
01963BAG



6.90 / 7.90S / 7.110S / 11.130 / 13.130 / 11.140 /
12.140 / 7.90 / 14.210 / 6.80 /

T13312017 SELECTOR AXLE

RETENTOR EIXO SELETOR

004042



7.100 / 8.100 / 8.140 / 8.140CO / 8.140CE / L.80 /
12.140T / 12.170BT / 12.180 / 14.150 / 14.170BT

T16407641 FRONT WHEEL RETAINER

RETENTOR RODA DIANTEIRA

004032
02484BGE



14.150 / 14.220 / 16.170 / 16.220 / 24.250 / 35.300
/ 26.220 / 14.200 /

T16407685 RETAINER KING PIN

RETENTOR ROLAMENTO MANGA EIXO

018450
2S0407641A



14.200 / 14.150 / 14.220 / 16.170 / 16.220 / 16.300
/ 14.170BT / 12.180 / 14.180 / 16.180CO / 16.

T16407685B RETAINER KING PIN

RETENTOR PINO MANGA EIXO

017683
104030



12.180 / 14.150 / 14.170BT / 14.180 / 14.220 / 16.
170 / 16.180CO / 16.210CO / 16.220 / 17.210OD /

T2D311879 REAR FLANGE RETAINER

RETENTOR FLANGE TRAS. CX. 350V

004101
02512BRGEP



7.90S / 7.110S / 11.130 / 13.130 / 11.140 / 12.140
/ 14.140 /

TAC109215 FRONT VIRABR. RETAINER

RETENTOR DIANT. VIRABR. MWMX10

006575
02871BRAGF
2S0109215



7.100 / 8.100 / 8.140 / 8.140CO / 8.140CE / L.80 /
12.140T / 12.180 / 14.150 / 14.180 / 16.180CO /

TE3311189A STEERING KNUCKLE AXLE

RETENTOR MORINGA

004102
2S0311189
02960BAGE



12.170BT / 12.180 / 14.150 / 14.170BT / 14.180 /
14.220 / 16.170 / 16.180CO / 16.210CO / 16.220 /

TE3501317A REAR WHEEL RETAINER

RETENTOR CUBO RODA TRASEIRA

004036



11.130 / 13.130 / 14.140 / 11.140 / 12.140 / 14.210

TMJ512395 CENTRAL BUSHING

RETENTOR BUCHA CENTRAL

004843



24.250 / 24.220 /

1.89 ROLAMENTO

ROLLER BEARING

2R0105276 FLYWHEEL BEARING

ROLAMENTO VOLANTE MOTOR

017859
62032RS



8.150E / 9.150E / 8.150 EOD / 9.150EOD / 8.150E
PLUS / 9.150E CUMMINS DELIVERY /

2RD398043 BEARING GEAR SHAFT

ROLAMENTO EIXO INTERM. CAMBIO

017736
3344228
675246
672070
25877
25821



7.100 / 8.100 / 8.140 / 8.140CO / 8.140CE / L.80 /
12.140T / 12.170BT / 12.180 / 14.150 / 14.170BT

2Z0105313 STEERING WHEEL ENGINE

ROLAMENTO VOLANTE MOTOR

007264
C5TS7600B3
F2HZ7600B
TJG105313



12.170BT / 12.180 / 14.150 / 14.170BT / 14.180 /
14.220 / 16.170 / 16.180CO / 16.210CO / 16.220 /

357607 BEARING CLUTCH VW

MANCAL EMBREAGEM VW

019033
02991380
3371 S
1380 R



6.90 / 7.90S / 6.80 /

1.89 ROLAMENTO ROLLER BEARING

T06407393 BEARING KING PIN VW

ROLAMENTO MANGA EIXO VW
017682
02989676
2RD407393A



6.90 / 7.90S / 7.110S / 7.90 / 6.80 /

T11407393 BEARING

ROLAMENTO MANGA EIXO
007162
TEG407393B



11.130 / 13.130 / 14.140 / 11.140 / 12.140 /

T13141173 CLUTCH BEARING =

ROLAMENTO EMBREAGEM =S/CUBO=
006158
537166
1005 R
HCS-08P04



7.100 / 8.100 / 8.140 / 12.140T / 12.140H / 7.110S
/ 11.130 / 13.130 / 14.140 / 11.140 / 12.140 / 8.150

T16407393 BEARING

ROLAMENTO MANGA EIXO
007161
2S0407393A
2RP407393
TJG407393
T16407393A



14.150 / 14.170BT / 14.220 / 16.170 / 16.220 / 16.300 / 24.250 / 35.300 / 40.300 / 16.220 LEITO /

1.90 SEDE BALL SEATS

2RG109429A INTAKE MAN. BALL SEAT

SEDE VALV. ADM. MWM + 0,10
004005



6.90 / 7.90S / 11.130 / 13.130 / 14.140 / 11.140 /
12.140 / 7.90 /

T12109431C EXHAUST VALVE BALL

SEDE VALVULA ESCAPE MWM + 0,20
004004
T12109431



12.140H / 6.90 / 7.90S / 11.130 / 13.130 / 14.140 /
11.140 / 12.140 / 7.90 /

1.91 SELO SEALINGS

2RD103113C SEALING CYLINDER HEAD

SELO CABECOTE MOTOR MWM
005655
922909760014
VA595
T12103113A



7.100 / 8.100 / 8.140 / 8.140CO / 8.140CE / L.80 /
12.140T / 12.180 / 14.150 / 14.180 / 16.180CO /

1.92 SENSOR SENSOR

0289195011 TEMPERATURE MONITOR

SENSOR TEMPERATURA
004779



6.90 / 11.130 / 13.130 / 11.140 / 7.90 /

2R2945511 OIL PRESSURE SENSOR

SENSOR PRESSAO AR CONSTELLATION
017934



26.260 CONSTELLATION / 31.260
CONSTELLATION / 31.320E CONSTELLATION /

2Z0900275 GEAR ROTATION SENSOR

SENSOR ROTACAO CAMBIO EATON
018074



17.210OD / 17.240OT / 18.310OT /

2Z0971759 WATER SENSOR LEVEL

SENSOR NIVEL AGUA
019557



17.260EOT / 18.320EOT / 19.320E
CONSTELLATION / 19.370 CONSTELLATION /

1.93 SERVO EMBREAGEM CLUTCH SERVO

2R0721257 CLUTCH SERVO (NO)
SERVO EMBR. S/ IND. DESGASTE
022859
2Z0721257



17.260EOT / 18.320EOT / 15.180E OD MWM
EURO 3 / 15.190E OD MWM EURO 3 / 17.210E

2R2721257B CLUTCH SERVO 83MM
SERVO EMBR. MID 83MM =ROSCA M12X1.5=
022559
2R2721257
2R2721257A



26.260 CONSTELLATION / 31.260
CONSTELLATION / 31.320E CONSTELLATION /

2Z0721261A CLUTCH SERVO LONG
SERVO EMBR. CANECA LONGA =WABCO=
022536
2W0721263A



15.180EOD / 15.190EOD / 17.210E OD / 16.
270CO / 17.240CO / 17.260CO /

0501008846 CLUTCH SERVO LONG
SERVO EMBR. CANECA LONGA =WABCO=
022870
2W0721263A



15.180EOD / 15.190EOD / 17.210E OD / 16.
270CO / 17.240CO / 17.260CO

9700511000 CLUTCH SERVO LONG
SERVO EMBR. CANECA LONGA =WABCO=
017565
2W0721263A



15.180EOD / 15.190EOD / 17.210E OD / 16.
270CO / 17.240CO / 17.260CO

9700511280 A CLUTCH SERVO 110M
SERVO EMBR. 110MM TIPO WABCO
013189
2W0721257 A



16.180CO / 16.210CO / 17.210OD / 24.250 / 40.
300 / 15.180EOD / 15.190EOD / 24.220 / 18.310 /

9700511630 CLUTCH SERVO (NO)
SERVO EMBR. S/ IND. DESGASTE
014801
2Z0721257



16.180CO / 16.210CO / 17.210OD / 24.250 / 40.
300 / 15.180EOD / 15.190EOD / 24.220 / 18.310 /

K036633 CLUTCH SERVO 83MM W/
SERVO MID 83MM =ROSCA M12X1.5=
018069
2R2721257
2R2721257A



26.260 CONSTELLATION / 31.260
CONSTELLATION / 31.320E CONSTELLATION /

K045092
SERVO MID 83MM =ROSCA M12X1.5=
024302
2R2721257
2R2721257A



26.260 CONSTELLATION / 31.260
CONSTELLATION / 31.320E CONSTELLATION /


TAR721257 A CLUTCH SERVO 110M
SERVO EMBR. 110MM TIPO WABCO
013191
2W0721257 A



16.180CO / 16.210CO / 24.250 / 40.300 / 15.
180EOD / 15.190EOD / 24.220 / 18.310 / 26.260 /

1.94 SILENCIOSO MUFFLERS

2R0253121B MUFFLER
SILENCIOSO
018295



8.150E / 13.170E / 15.170E / 15.190E / 9.150E /
15.180E / 13.180E / 9.150EOD / 8.150EOD /

1.95 SINCRONIZADOR SYNCHRONIZING

2RK311243A SYNCHRONIZER
SINCRONIZADOR 1/2I. VEL.
007265
3000794R
TF3311243
TAH311243



14.220 / 16.180CO / 16.210CO / 16.220 / 17.
210OD / 15.180EOD / 15.190EOD / 16.220 LEITO

1.96 SUPORTE BRACKET

20310 BRACKET APU DRYER

SUPORTE SECADOR APU (2T2607373B)
017778
4329050522



19.320E CONSTELLATION / 19.370
CONSTELLATION / 25.370E CONSTELLATION /

20312 BRACKET APU DRYER

SUPORTE SECADOR APU 2T2607373N
017948



24.250ECONSTELLATION / 17.250E
CONSTELLATION /

281857133 LOCK BRACKET

SUPORTE TRAVA PORTA LUVAS
005199



14.150 / 14.220 / 16.170 / 16.220 / 24.250 / 35.300
/ 12.140H / 16.220 LEITO / 24.220 / 35.300 LEITO

2RP253863 ENGINE BRAKE BRACKET

SUPORTE FREIO MOTOR
017718



7.100 / 8.100 / 8.140 / 8.140CO / 8.140CE / L.80 /
14.200 / 8.150E / 8.150 / 9.150E / 7.120 / 8.120 /

2S2253877 ENGINE BRAKE BRACKET

SUPORTE COMPTO FREIO MOTOR (COD.13935/
017726



26.220 / 26.260 CONSTELLATION / 31.260
CONSTELLATION / 31.320E CONSTELLATION /

2VF857173999 LOWER GRAB HANDLE

SUPORTE APOIO INF. PAINEL INSTR.
005779



12.140T / 12.170BT / 12.180 / 14.150 / 14.170BT
/ 14.180 / 14.220 / 16.170 / 16.220 / 16.300 / 24.

2VR801171 RUNNING BOARD LH

SUPORTE ESTRIBO L.E.
011849



24.250 / 40.300 / 24.220 / 18.310 / 26.260 / 26.310
/ 26.220 / 31.260 / 31.310 / 26.260E / 31.260E /

T06411167 REAR/FRONT BUNDLE OF

SUPORTE JUMELO MOLA DIANT/TRAS.
004940



6.90 / 7.90S / 7.110S / 6.80 /

TAV121617 MOUNT

SUP. TRAS. RESERVATORIO AGUA
014523



12.170BT / 12.180 / 14.150 / 14.170BT / 14.180 /
14.220 / 16.170 / 16.220 / 16.300 / 24.250 / 35.300

TH7807132 FENDER BRACKET RIGHT

SUPORTE PARACHOQUE DIREITO
004547



6.90 / 7.90S / 7.110S /

TJG807131 FENDER BRACKET LEFT

SUPORTE PARACHOQUE ESQUERDO
004552



14.150 / 14.220 / 16.170 / 16.220 / 24.250 / 35.300
/ 12.140H / 16.220 LEITO / 24.220 / 35.300 LEITO

TJG857173 PANEL BRACKET L.H.

SUPORTE APOIO PAINEL INSTR. L.E.
012141



TJG857174 PANEL BRACKET R.H.

SUPORTE APOIO PAINEL INSTR. L.D.
012142



1.97 TAMPA COVER

2RG115671 OIL CUSHION NOZZLE

TPA BOCAL ENCHIMENTO OLEO
006074



7.100 / 8.100 / 8.120 / 8.150 / 9.150OD / 8.140 / L.
80 / 12.140T / 12.170BT / 12.180 / 13.150 / 13.

2RP201551 FUEL TANK COVER

TAMPA TANQUE S/CHAVE
004331



16.180CO / 16.210CO / 17.210OD / 9.150OD / 8.
150 OD /

2T0201551 COVER FUEL TANK W/ KEY

TAMPA COMBUSTIVEL COM CHAVE
017850



18.310 / 17.250E / 17.310 / 23.250E / 17.260EOT
/ 18.320EOT / 24.250E / 23.310 / 8.150E / 9.150E

2TA201551 FUEL TANK COVER WITH

TAMPA TANQUE C/CHAVE
005615
3894707105
3864707005



7.100 / 8.100 / 8.140 / 8.140CO / 8.140CE / L.80 /
12.140T / 12.170BT / 12.180 / 14.150 / 14.170BT

1.97 TAMPA

COVER

2Z0201551 FUEL TANK COVER WITH

TAMPA TANQUE C/CHAVE ROSCA INTERNA
005659



7.100 / 17.210OD / 15.180EOD / 15.190EOD / 18.310 / 26.260 / 26.310 / 26.220 / 31.260 / 31.310 /

T11407675 CAP

TAMPAO PINO MANGA EIXO
010343



12.140T / 12.170BT / 12.140H / 13.170E / 13.180E / 13.190 / 13.170 / 13.150 / 13.180 /

T2D145407 RESERVOIR COVER

TAMPA RESERV. HIDR.
016262
85HU3B725A



7.100 / 8.100 / 8.140 / 8.140CO / 8.140CE / L.80 / 12.140T / 12.170BT / 12.180 / 14.150 / 14.170BT

TAE109285 COVER INSPECTION

TAMPA INSPECAO
006348
961007860034
2S0109285



7.100 / 8.100 / 8.140 / 8.140CO / 8.140CE / L.80 / 12.140T / 12.180 / 14.150 / 14.180 / 16.180CO /

TE3109285 CAP

TAMPA INSPECAO MOTOR CUMMINS
011611
2S0109291



12.170BT / 14.170BT / 14.220 / 16.170 / 16.220 / 16.300 / 24.250 / 35.300 / 40.300 / 16.220 LEITO /

TJG407697C AXLE PIN COVER

TAMPA PINO MANGA EIXO
013566



16.180CO / 16.210CO / 17.210OD / 15.180EOD / 15.190EOD / 17.210E OD / 17.210 / 17.300 / 17.

1.98 TERMINAL

TERMINALS

T16415712B CABLE SHOE RIGHT M30 X

TERMINAL ROSCA DIR. M30 X 1,5
003806



14.150 / 12.140 / 14.200 /

TJG711397XD TERMINAL 45MM INTERN

TERMINAL 45MM ROSCA INT. M12 X 1,75 DIR.
003837
87HU7B082



12.170BT / 14.170BT / 16.170 / 16.180CO / 16.220 / 35.300 / 16.220 LEITO / 16.200 / 17.250E /

TJG711397XE TERMINAL 45MM INTERN

TERMINAL 45MM ROSCA INT. M12 X 1,75 ESQ.
003838



12.170BT / 14.150 / 14.170BT / 14.220 / 16.170 / 16.180CO / 16.220 / 35.300 / 16.220 LEITO / 16.

TJG711981A GEAR BOX ARTICULATE

TERM. PIVO ARTIC. CX. CAMBIO RT
005136
20923



16.300 / 24.250 / 35.300 / 40.300 / 24.220 / 26.260 / 26.310 / 26.220 / 31.260 / 31.310 / 26.260E / 31.

TJG711981B GEAR BOX ARTICULATE

TERM. PIVO ARTICUL. CX. CAMBIO RT
005156
20924



17.300 / 17.310 / 24.250 / 26.300 / 26.310 / 40.300 / 24.220 / 24.250 CHILE / 35.300 / 35.300 LEITO /

1.99 TIRANTE

PISTON RODS

2RD711397 GEARBOX ROD

TIRANTE VARAO CAMBIO
003819



7.100 / 8.100 / 8.140 / 8.140CO / 8.140CE / L.80 / 8.140CKD / 7.110 / 8.150 / 7.120 / 8.120 / 9.

2T0505469 CROSS SUPPORT

TIRANTE SUSP. PNEUMATICA
011664



18.310 /

TJG711397A GEAR BOX ROD

TIRANTE TERMINAIS CAMBIO =COMPLETO=
003818
2T0711491
TJG711397



12.170BT / 13.170 / 13.190 / 14.170BT / 16.170 / 16.220 / 17.220 / 16.220 LEITO / 16.200 / 16.

1.100 TRAVA LOCKS

01925818 REAR HUB NUT LOCK

TRAVA ARANHA PORCA CUBO TRAS.

005374
T12501473A
T12501473
T11501473



11.130 / 13.130 / 14.140 / 11.140 / 12.140 /

2R0512116A REAR HUB LOCK WASHER

TRAVA ARANHA CUBO

015999
1229D5100
2R0512116



8.150E / 9.150E / 8.150E PLUS / 9.150E
CUMMINS DELIVERY /

T72601157 REAR WHEEL HUB LOCK

TRAVA ARANHA CUBO RODA TRASEIRA

005380



7.100 / 8.100 / 8.140 / 8.140CO / 8.140CE / L.80 /
8.140CKD / 6.90 / 7.90S / 7.110S / 7.110 / 8.150E

TJG501473 REAR WHEEL HUB LOCK

TRAVA ARANHA CUBO RODA TRASEIRA

005379
TE3501473
T16501473



12.140T / 12.170BT / 12.180 / 14.150 / 14.170BT
/ 14.180 / 14.220 / 16.170 / 16.180CO / 16.220 /

TJG899371E CABINE LOCK

TRANCA CABINA

005344
TJG899371
2P0899371



7.100 / 8.100 / 8.140 / L.80 / 12.140T / 12.170BT /
12.180 / 14.150 / 14.170BT / 14.180 / 14.220 / 16.

1.101 TUBO TUBE

2R0607312B AIR PIPE

TUBO DESCARGA AR

014063



9.150OD / 8.120OD / 8.150 OD /

2R0607312H CONNECTING PIPE

TUBO CONEXAO COMPRESSOR

017785



8.150 EOD / 9.150EOD /

2RD607312A TUBE FROM COMPRESSOR

TUBO ESPIRAL COMPR. AO RESERV.

003970



7.100 / 8.100 / 8.140 / 8.140CO / 8.140CE / 8.
140CKD /

2RS253121 MUFFLER EXHAUST

TUBO SILENCIOSO

014178



24.250 / 26.220 /

2TC607312 COMPRESSOR BLOCK

TUBO ENTR. AGUA COMPR. CUM.

005051
3355519



14.220 / 16.220 / 16.300 / 24.250 / 35.300 / 40.300
/ 16.220 LEITO / 24.220 / 35.300 LEITO / 40.300

2TC607312A COMPRESSOR WATER PIPE

TUBO ENTR. AGUA COMPR. 6CT NOVO

003975



14.220 / 16.220 / 16.300 / 24.250 / 35.300 / 40.300
/ 16.220 LEITO / 24.220 / 35.300 LEITO / 40.300

2TD117239 INTERCOOLER

TUBO CONEXAO INTERCOOLER

014198



12.170BT / 14.170BT / 16.170 / 16.200 / 13.190 /
13.170 / 15.170 / 17.210 CUMMINS EURO 2 / 23.

2W0145741A COMPRESSOR TUBE

TUBO COMPRESSOR D9T/D7T

017784
941209180034



15.180EOD / 15.190EOD /

T06253101K EXHAUST PIPE

TUBO SAIDA MOTOR MWM

014184



6.90 / 7.90S / 7.90 /

T06253121D MUFFLER EXHAUST

TUBO SILENCIOSO

014188



7.110S /

T06253683A EXHAUST MANIF. TUBE

TUBO ESCAPE

014186



6.90 / 7.90S / 7.90 / 6.80 /

T06607319 COMPRESSOR TUBE

TUBO SAIDA VALVULA GOVERNADORA

003960



6.90 / 7.90S / 7.110S /

1.101 TUBO

TUBE

T06611705A BRAKE LINE FRONT TUBE

TUBO FREIO DIANTEIRO L.E.
014107



6.90 / 7.90S / 7.110S / 7.90 /

T07253101H TUBE FRONT

TUBO SAIDA MOTOR
014187



7.110S /

TAC127525A FUEL FILTER TUBE

TUBO FILTRO COMB. A B'BOMBA
014105
922909061805



12.140H /

TAE121855 WATER ENTRANCE

JUNCAO ENTRADA D'AGUA
005722
961004730014



12.180 / 14.150 / 14.180 / 16.180CO / 14.200 / 16.180 /

TAP145179 HYDR. STEERING OIL

TUBO RETORNO OLEO DIRECAO HIDR.
003979
2TA145179



7.100 / 8.100 / 8.140 / 8.140CO / 8.140CE / L.80 / 8.140CKD / 8.140 ARGEN. / 8.140 CHILE /

TD1253683A EXHAUST MANIFOLD TUBE

TUBO ESCAPE =LONGO=
014191



11.130 / 13.130 / 14.140 / 11.140 / 12.140 /

TGG145177 PRESSURE PIPE

TUBO PRESSAO B'B HIDRAULICA
014098



12.170BT / 12.180 / 14.150 / 14.170BT / 14.180 / 14.220 / 14.200 /

TGG253101A TUBE FRONT

TUBO SAIDA MOTOR
014176



14.150 /

TJG199379B TUBE ENGINE MOUNT

TUBO ESPACADOR COXIM MOTOR DIANT.
017524



12.170BT / 12.180 / 14.150 / 14.170BT / 14.180 / 14.220 / 16.170 / 16.180CO / 16.210CO / 16.220 /

TJG253101A EXHAUST TUBE

TUBO DIANT. ESCAP. 12170/16170 =ANO 91 A
017088



16.170 /

TNR411075 TUBE

TUBO ESPACADOR BARRA ESTAB. DIANT.
017523



12.170BT / 12.180 / 14.150 / 14.170BT / 14.180 / 14.220 / 16.170 / 16.180CO / 16.210CO / 16.220 /

1.102 TUBO INJETOR

INJECTOR TUBE

2RD130304 PIPE 4TH CYLINDER

4§ TUBO INJETOR CILINDRO
003913
941009060045



7.100 / 8.140 / 8.140CO / 8.140CE /

2RK130301 1ST INJECTOR PIPE S.C.

1§ TUBO INJ. CUMMINS S.C.
007561



14.220 / 16.220 / 26.220 / 17.220 / 23.220 /

2RK130302 2ND INJECTOR PIPE

2§ TUBO INJ. CUMMINS S.C.
007562
3356191



14.220 / 16.220 / 16.220 LEITO / 26.220 / 17.220 / 23.220 /

2RK130303 3RD INJECTOR PIPE

3§ TUBO INJ. CUMMINS S.C.
007563
3356192



14.220 / 16.220 / 16.220 LEITO / 26.220 / 17.220 / 23.220 /

2RK130304 4TH INJECTOR PIPE

4§ TUBO INJ. CUMMINS S.C.
007564
3356194



14.220 / 16.220 / 16.220 LEITO / 26.220 / 17.220 / 23.220 /

2RK130305 5TH INJECTOR PIPE

5§ TUBO INJ. CUMMINS S.C.
007565
3356195



14.220 / 16.220 / 16.220 LEITO / 26.220 / 17.220 / 23.220 /

2RK130306 6TH INJECTOR PIPE

6§ TUBO INJ. CUMMINS S.C.
007566
3356196



14.220 / 16.220 / 16.220 LEITO / 26.220 / 17.220 / 23.220 /

2S0130301 1ST INJECTOR PIPE S.B.

1§ TUBO INJ. CUMMINS S.B.
007543
3356507



13.190 / 13.170 / 15.170 / 15.180 /

1.102 TUBO INJETOR INJECTOR TUBE

2S0130305 5TH INJECTOR PIPE

5§ TUBO INJ. CUMMINS S.B.
007547



13.190 / 13.170 / 15.170 / 15-190 /

2U0130301 4TH INJECTOR PIPE

4§ TUBO INJETOR
007612



24.250 / 35.300 / 16.300 / 40.300 / 17.300 / 26.300 / 26.220 / 17.220 / 26.260 / 31.260 / 31.310 / 17.

2U0130302 5TH INJECTOR PIPE

5§ TUBO INJETOR
007613



17.300 / 26.300 / 26.260 / 31.260 / 31.310 / 17.310 / 26.310 / 18.310 / 16.300 / 40.300 / 24.250 / 35.

2U0130303 6TH INJECTOR PIPE

6§ TUBO INJETOR
007614



17.220 / 16.300 / 17.300 / 17.310 / 18.310 / 24.250 / 26.260 / 26.300 / 26.310 / 35.300 / 40.300 / 18.

2U0130304 1ST INJECTOR PIPE

1§ TUBO INJETOR
007615



17.220 / 16.300 / 17.300 / 17.310 / 18.310 / 24.250 / 26.260 / 26.300 / 26.310 / 35.300 / 35.300H / 40.

2U0130305 2ND INJECTOR PIPE

2§ TUBO INJETOR
007616



17.220 / 16.300 / 17.300 / 17.310 / 18.310 / 24.250 / 26.260 / 26.300 / 26.310 / 35.300 / 35.300H / 40.

2U0130306 3RD INJECTOR PIPE

3§ TUBO INJETOR
007617



16.300 / 40.300 / 24.250 / 35.300 / 35.300H / 40.300 LEITO / 17.300 / 26.300 / 17.220 / 26.220 /

03873091 PIPE 4TH CYLINDER

4§ TUBO INJETOR CILINDRO
003918
632509060415
2R0130241A



6.90 / 7.90S / 11.130 / 13.130 / 7.90 /

03873092 PIPE 5TH CYLINDER

5§ TUBO INJETOR CILINDRO
003917
632509060405
2R0130241B



6.90 / 7.90S / 11.130 / 13.130 / 7.90 /

922909061545 FUEL INJECTION PIPE 2

2§ TUBO INJETOR CILINDRO
023596



7.110S

T12130303 PIPE 3RD CYLINDER

3§ TUBO INJETOR CILINDRO
003900
922909061045



14.140 / 11.140 / 12.140 /

TJG130301 CYLINDER 1ST INJ. PIPE

1§ TUBO INJETOR CILINDRO
003936
3354562



14.220 / 16.170 / 16.220 /

TJG130302 2ND CYLINDER INJECTOR

2§ TUBO INJETOR CILINDRO
003937
3354563



14.220 / 16.170 / 16.220 /

TJG130303 3RD CYLINDER INJECTOR

3§ TUBO INJETOR CILINDRO
003938



14.220 / 16.170 / 16.220 /

TJG130304 4TH CYLINDER INJECTOR

4§ TUBO INJETOR CILINDRO
003939



14.220 / 16.170 / 16.220 /

TJG130306 6TH CYLINDER INJECTOR

6§ TUBO INJETOR CILINDRO
003941



14.220 / 16.170 / 16.220 /

TL7130302 2ND CYLINDER INJECTOR

2§ TUBO INJETOR CILINDRO
003927



7.110S /

TRA130301 CYLINDER 1ST INJ. PIPE

1§ TUBO INJETOR CILINDRO
003930
3354915



12.180 / 14.150 / 14.180 / 16.170 / 14.200 /

TRA130302 2ND CYLINDER INJECTOR

2§ TUBO INJETOR CILINDRO
003931



16.170 /

TRA130303 3RD CYLINDER INJECTOR

3§ TUBO INJETOR CILINDRO
003932



16.170 /

TRA130304 4TH CYLINDER INJECTOR

4§ TUBO INJETOR CILINDRO
003933



16.170 /

TRA130305 5TH CYLINDER INJECTOR

5§ TUBO INJETOR CILINDRO
003934



16.170 /

TRA130306 6TH CYLINDER INJECTOR

6§ TUBO INJETOR CILINDRO
003935



16.170 /

TRG130302 2ND CYLINDER INJECTOR

2§ TUBO INJETOR CILINDRO
003943



16.300 / 24.250 / 35.300 / 40.300 /

1.103 VALVULA

VALVE

2RD109601 ADMISSION VALVE MWM

VALVULA ADMISSAO MWM X10
012732
961084600034



7.100 / 8.100 / 8.140 / 8.140CO / 8.140CE / L.80 / 12.140T / 12.180 / 14.150 / 14.180 / 16.180CO /

2RD109611 EXHAUST VALVE MWM X10

VALVULA ESCAPE MWM X10
012733



7.100 / 8.100 / 8.140 / 8.140CO / 8.140CE / L.80 / 12.140T / 12.180 / 14.150 / 14.180 / 16.180CO /

2T0130764 SOLENOID VALVE =12V=

VALVULA SOLENOIDE PARADA MOTOR=12V=
010567



24.250 / 40.300 / 26.220 / 17.220 / 23.220 /

2T0201114A SOLENOID VALVE =24V=

VALVULA SOLENOIDE PARADA MOTOR=24V=
010569
4946641
2T0130764A
2T0201114



18.310 / 18.310OT /

2TB130805 SOLENOID VALVE =24V=

VALVULA SOLENOIDE PARADA MOTOR=24V=
010570
961000780034



17.240OT / 18.310OT / 17.210OD /

2U0130764 SOLENOID VALVE =12V=

VALVULA SOLENOIDE PARADA MOTOR=12V=
010568
4946639
3935649
2U0130764A
2U0130764B



40.300 / 26.260 / 26.310 / 26.220 / 31.260 / 31.310 / 24.250 CHILE / 35.300 CHILE / 35.300 LEITO /

T06129611 DRY AIR CLEANER VALVE

VALVULA BORRACHA DESCARGA POEIRA
005663



8.140CO / 8.140CE / 8.140CKD / 6.90 / 7.90S /

TJG130805 SOLENOID VALVE =12V=

VALVULA SOLENOIDE PARADA MOTOR=12V=
010573



14.220 / 16.170 / 16.220 / 24.250 / 35.300 / 16.220 LEITO / 35.300H /

TL7129611 DRY AIR CLEANER VALVE

VALVULA BORRACHA DESCARGA POEIRA
005662



8.140CO / 8.140CE / 8.140CKD / 7.110S /

TRA130805 SOLENOID VALVE =12V=

VALVULA SOLENOIDE PARADA MOTOR=12V=
010571



14.220 / 16.170 / 16.300 / 35.300 / 40.300 / 16.220 LEITO / 40.300 LEITO / 35.300H / 16.220 CHILE /

1.104 VALVULA DIVERSAS

DIVERSE VALVE

TRG201035 FUEL TANK BREATHING

VALVULA RESPIRO TANQUE COMB.
005171
2R0201136



7.100 / 8.100 / 8.140 / 8.140CO / 8.140CE / L.80 / 14.150 / 14.220 / 16.170 / 16.180CO / 16.210CO /

1.105 VARETA

ROD

2TA115611 DIPSTICK L80

VARETA NIVEL OLEO MOTOR L80
012219



L.80 /

2TA422397 HYDR. STEERING OIL

VARETA NIVEL OLEO DIR. HIDR.
005937
T2D422397



12.140T / 12.170BT / 12.180 / 14.150 / 14.170BT / 14.180 / 14.220 / 16.170 / 16.180CO / 16.210CO /

1.106 VEDADOR SEALINGS

2TA608705A HAND BRAKE VALVE

VEDADOR VALVULA MANETIM
017801



7.100 / 15.180EOD / 15.190EOD / 18.310 / 26.260E / 31.260E / 26.260 CONSTELLATION / 31.

03873015 ENGINE OIL PUMP SEALING


ANEL VEDACAO BOMBA OLEO MOTOR MWM
005501
604931060204
2S0103196



14.150 / 16.210CO / 12.140H / 6.90 / 7.90S / 11.130 / 14.200 / 17.210 /

T12130803 INJECT. PUMP SEALING

ANEL VED. B'BA INJ. EM LINHA MWM
005500
604931040753



12.180 / 14.150 / 14.180 / 16.180CO / 16.210CO / 17.210OD / 7.110S / 14.200 / 17.210 / 13.180 / 15.

TAE115107 SEALING RING OIL PUMP

ANEL VEDACAO BOMBA OLEO MWM X 10
005484
904931360781



7.100 / 8.100 / 8.140 / 8.140CO / 8.140CE / L.80 / 12.140T / 12.180 / 14.150 / 14.180 / 16.180CO /

TAE129321 PRESSURE REG. SEALING

ANEL VEDACAO REGULADOR PRESSAO
005513
961008610044



14.150 /

TE3103487 VALVE COVER SEAL

ANEL VEDACAO TAMPA VALV. CUMMINS 8.3
012461



14.220 / 16.170 / 16.220 / 16.300 / 24.250 / 35.300 / 40.300 / 16.220 LEITO / 18.310 / 26.260 / 26.310

TRA121121 THERM. VALVE SEALING

ANEL VED. VALV. TERMOSTATICA
005508
TRA121119
BF8T6255A
3923331



12.170BT / 14.170BT / 16.170 / 16.200 / 17.210 / 13.190 / 13.170 / 15.170 / 17.210 CUMMINS EURO

TRA127967 SEALING RING FUEL FILTER

ANEL VEDACAO FILTRO COMBUSTIVEL
005492



12.170BT / 14.170BT / 14.220 / 16.170 / 16.220 / 16.300 / 24.250 / 35.300 / 40.300 / 16.220 LEITO /

2.01 ABRACADEIRA

CLAMP

796360 CLAMP 57 X 76 - 2 1/2" X 3"

ABRAC. 57 X 76 - 2 1/2" X 3"
002018
1466079
W714615S300



F4000 4BT CUMMINS TURBO 4BT / 815S / F350 C/SIMPLES / F4000 4X2 CUMMINS MECANICO

BC8A2A407A NYLON CLAMP 200 X 5

ABRACADEIRA NYLON 200 X 5
022269
551611785
1C3D19B632CB



1717 / 1617 / 1722 / 2622 / 4031 / 2422 / 1622 / 4030 / 3224 / 4432E 4X2 / 2628E 6X4 / 2622E

BF5X6N861A CLAMP OF TURBINE

ABRACADEIRA TURBINA
021012



815 / 1415CUM / 1317 / 1417 / 1215CUM / 1717 / 1721 / 1421 / 1521 / 1617 / 2421 / 915 / 814/

BF8T5A272AA CLAMP 94 X 5 MM

ABRAC. ACO C/ CANALETA 94X5 MM
021846



F4000 4BT CUMMINS TURBO 4BT / F14000HD MWM X10 / F12000L MWM X10 / F4000 MWM 4.3L

E5HT5A281B2A CLAMP 108 MM

ABRAC. ACO C/ CANALETA 108 MM
021856
88HU5A281AA
6C455A281AA
E2HT5A281AA
XC455270DA



1717 / 1721 / 1421 / 1521 / 1617 / 2421 / 1722 / 1731 / 2622 / 2626 / 2631 / 4031 / 2422 / 3222 /

FCSD54922AA CLAMP 22 X 32 - 3/4" X 1 1/4"

ABRAC. 22 X 32 - 3/4" X 1 1/4"
013227



FCSD54925AA CLAMP 25 X 38 1" X 1 1/2"

ABRAC. 25 X 38 - 1" X 1 1/2"
013228



FCSD54932AA CLAMP 32 X 44 1 1/4" X 1 3/4"

ABRAC. 32 X 44 - 1 1/4 X 1 3/4"
013229



FCSD54951AA CLAMP 51 X 64 - 2" X 2 1/2"

ABRAC. 51 X 64 - 2" X 2 1/2"
013230



FCSD54989AA CLAMP 89 X 108 - 3 1/2 X 4 1/4"

ABRAC. 89 X 108 - 3 1/2 X 4 1/4"
013231



TAL117281 STEEL CLAMP 70 X 89 MM

ABRACADEIRA ACO 70 X 89 MM
004849
XC456F081BA



815 / 1415CUM / 1417 / 1215CUM / 1617 / 1722 / 1731 / 2622 / 2626 / 2631 / 4031 / 2422 / 1630 /

U801225S100 STEEL CLAMP 57 X 76 MM

ABRACADEIRA ACO 57 X 76 MM
022227
1466079
W714615S300



1415CUM / 1215CUM / 1617 / 1722 / 2622 / 2626 / 2422 / 1622 / 2425 / 1422 / 2322 / 3530 / 1217

U801229S100 STEEL CLAMP 38 X 51 MM

ABRACADEIRA ACO 38 X 51 MM
022271
TN000246X1



UNIVERSAL TODOS VEICULOS /

W714612S300 STEEL CLAMP 44 X 57 MM

ABRACADEIRA ACO 44 X 57 MM
022309
U801077S100
U801228S100
TN000245X1



815 / 1415CUM / 1417 / 1215CUM / F14000HD / F12000L / F12000 / F4000 MWM 4.3L TURBO /

WD5T9F530C BRACKET FOR 3 INJECTION

ABRAC. 3 CANALETAS TUBO INJETOR
020898



F12000 MWM 229 / F14000HD MWM 229 / F12000L MWM 229 / F4000 MWM 229 / 1113 /

XC456F081AA CLAMP 104 MM

ABRAC. ACO C/ CANALETA 104 MM
021019
6C456F081BA



1722 / 1731 / 2622 / 2626 / 2631 / 4031 / 2422 / 3222 / 4331 / 1630 / 1622 / 2425 / 1422 / 4030 /

XC458287AA STEEL CLAMP 13 X 19 MM

ABRACADEIRA ACO 13 X 19 MM
022230



1415CUM / 1317 / 1417 / 1215CUM / F14000HD / F12000L / 1717 / 1721 / 1421 / 1521 / 1617 / 2421

XC458287CA STEEL CLAMP 22 X 32 MM

ABRACADEIRA ACO 22 X 32 MM
020860



814/815(96/...) / 815 / 915 / 815S / B1618 ONIBUS / B1621 ONIBUS / 1415CUM / 1417 CUMMINS /

YC456F081AB STEEL CLAMP 80 X 86 MM

ABRACADEIRA ACO 80 X 86 MM
022234
YC456F081AA



1415CUM / 1317 / 1417 / 1215CUM / 1717 / 1721 / 1421 / 1521 / 1617 / 2421 / 1621 BR / 1721 BR /

2.02 ADAPTADOR ADAPTER

87HU17294CD3A SPEEDOMETER ADAPTOR

ADAPTADOR VELOCIMETRO
022124



2322 / 1622 / 1722 / 1215CUM / 1217 CUMMINS /
1415CUM / 1417 CUMMINS /

88HU17294CK3A SPEEDOMETER ADAPTOR

ADAPTADOR VELOCIMETRO
021473
98HU17294CA



2425 / 2626 / 2422 / 2622 / 2630 / 2631 /

DTAU957501 SPEEDOMETER ADAPTOR

ADAPTADOR VELOCIMETRO
021472
98HU17294BA



2425 / 2626 / 2630 / 2631 /

TJG957501D SPEEDOMETER ADAPTOR

ADAPTADOR VELOCIMETRO
021514



2622 / 2626 / 2422 / 2425 /

2.03 ALAVANCA LEVER

BF0X7B009A GEAR BOX CONTROL

ALAV. ARTIC. CAIXA CAMBIO RT
022025



1731 / 2622 / 2626 / 2631 / 4031 / 2422 / 4331 /
1630 / 2425 / 4030 / 2630 / 5031 / 2831 / 4432E

E7HZ7A081C GEAR BOX LEVER

ALAVANCA CAMBIO CARGO
020695
88HU7B109BA



1415CUM / 1317 / 1417 / 1215CUM / 1717 / 1716 /
1721 / 1421 / 1517 / 1621 / 1617 / 2421 / 1722 /

2.04 ANEIS DIVERSOS RING

3906698 WATER PUMP SEALING

ANEL VEDACAO B'B D'AGUA
020897



1415CUM / 1215CUM / 1617 / 2421 / 815E / 816 /
712 / 1319 4X2 / 1722E 4X2 / 2628E 6X4 / 2622E

3912473 SEALING RING

ANEL VEDACAO CAPA SECA VOLANTE
020894



815 / 1415CUM / 1317 / 1417 / 1215CUM / 1717 /
1721 / 1421 / 1617 / 2421 / 1722 / 1731 / 2622 /

BG3T6K582AA VALVE COVER RING

ANEL PARAF. TAMPA VALV. CUMMINS 5.9
021141
BG7X6A582AA



814/815(96/...) / 815 / 915 / 815S / 712 / F12000
CUMMINS 6BT 5.9L / F14000 CUMMINS 6BT 5.9L

TAE103209 FLYWHEEL SEALING RING

ANEL VEDACAO VOLANTE MOTOR
013478



F14000HD / F12000L / B1618 ONIBUS / B1621
ONIBUS / F14000HD MWM X10 / F12000L MWM

TF3103211 SEALING RING

ANEL VEDACAO CAPA SECA VOLANTE
017799



815 / 1415CUM / 1317 / 1417 / 1215CUM / 1717 /
1421 / 1617 / 2421 / 1722 / 1731 / 2626 / 2631 /

2.05 ANEL TRAVA LOCK RING

85HU7162A

ANEL TRAVA ENGRENAGEM 3: VEL.
024452



BF0X70038 LOCK RING

ANEL TRAVA CX. CAMBIO
020419



2622 / 2626 / 2422 / 2425 / 2628E 6X4 / 2622E
6X4 /

E661120S85 LOCK RING

ANEL TRAVA 20,0 X 1,2
022284



815 / 1415CUM / 1215CUM / F14000HD / F12000L
/ 1617 / 1722 / 1731 / 2622 / 2626 / 2631 / 4031 /

E7HZ7162A LOCKING RING

ANEL TRAVA
020416



F14000 / 1717 / 1721 / 1421 / 1517 / 1617 / 2421 /
1722 / 1731 / 2622 / 2626 / 2422 / 3222 / 1630 /



2.05 ANEL TRAVA

LOCK RING

T11407677 AXLE LOCK RING

ANEL TRAVA MANGA EIXO
010342



1215CUM / 1217 CUMMINS

2.06 ARRUELA

WASHER

374049S2 AXLE LOCK WASHER 9/16

ARRUELA TRAVA EMBR. 9/16
021115



1317E 4X2 / 1517E 4X2 / 1717 4X2 / 1717E 4X2 /
4432E 4X2 / 2632E 6X4 / 2932E 6X4 / 5032E 6X4

85HU4228B PLANET. SUPPORT

ARRUELA ENC. PLANET. 16 TON. 2 VELOC.
022448



1215CUM / 1717 / 1617 / 2421 / 1722 / 2422 /
3222 / 1622 / 1422 / 2322 / 3224 / 1113 / 1723

85HU4230B SATELITE SUPPORT

ARRUELA ENC. SATEL. 14 A 16 TON. 2
022449



1317 / 1215CUM / 1717 / 1617 / 2421 / 1722 /
2422 / 3222 / 1622 / 1422 / 3224 / 1722E 4X2 /

85HU4K065A

ARRUELA COBRE 0,9X 40 X 45 (1540A45A)
023410



1317E 4X2 / 1517E 4X2 / 1717E 4X2 / 2422E 6X2
/ 2428E 6X2 / 1722E 4X2 / B1618 ONIBUS /

BF5X1195A STEERING KNUCKLE NUT

ARRUELA TRAVA PORCA MANGA EIXO
020206



815S /

E5HT18W001AA SHOCK ABSORBER

ARRUELA AMORTECEDOR CONSTELLATION
020307



1417 / F14000HD / 1521 / 1617 / 4331 / 1419 /
1415FNH / 1319 4X2 / 1519 4X2 / 1723 4X2 /

T16513479 SHOCK ABSORBER

ARRUELA AMORTECEDOR CONSTELLATION
016566



1417 / F14000HD / 1521 / 1617 / 4331 / 1722E
4X2 / 1721 BR / 4532E/1832E / 1317E 4X2 /

TAF253891 PRESSURE WASHER

ARRUELA PRESSAO FREIO MOTOR (M8) DIN
017706



815 / 915 / 3224 / 814/815(96/...) / B1618 ONIBUS
/ B1621 ONIBUS

TAF299251 WASHER

ARRUELA PISTAO FREIO MOTOR
017711



815 / 915 / 814/815(96/...) / B1618 ONIBUS /
B1621 ONIBUS / 815S

2.07 BASE

BASE

6C357B118AA GEAR LEVER COVER BASE

BASE COIFA CAMBIO F250/350/4000
015078



F350 C/SIMPLES / F4000 4X2 CUMMINS
MECANICO TDB 4CIL. / F4000 4X4 MECANICO /

2.08 BATENTE STOPPER

8961300504 PEDAL VALVE CUSHION

BATENTE BORRACHA VALVULA PEDAL
014398



815 / 1415CUM / 1317 / 1417 / 1215CUM / 1717 /
1721 / 1421 / 1521 / 1617 / 2421 / 1722 / 1731 /

E9AZ5422208A DOOR BUNDLE

BATENTE PORTA
012094
2SB837295
T71837295A



F14000HD / F12000L /

2.09 BOIA COMBUSTIVEL FUEL FLOAT

85TU9275B FUEL TANK FLOAT

BOIA TANQUE FORD CARGO
016600



FT7000 / F8000 / FT8000/F8500 (77/80) /

2.10 BOMBA D'AGUA WATER PUMP

2RD198181 ENGINE WATER PUMP MWM

B'B D'AGUA MWM 4/6 CIL S10
004906



B1618 ONIBUS / B1621 ONIBUS / F1000 / F4000

2TD121005 B WATER PUMP CUMMINS 5.

B'B D'AGUA CUMMINS 5.9L SERIE B
014377
3285410DX
BF5X8501A



1215CUM / 1217 CUMMINS / 1316 CHILE / 1421 /
1621 BR / 1721 BR / 1721 CHILE / 814/815(96/...)

940707310035 WALTER PUMP MWM

B'B D'AGUA MWM 4.0 TCA 4 CIL
007804
UB0577



F1000 / F350 / F250 / MOTOR MWM 4.07TCA

BF8T8501A WATER PUMP CUMMINS 5.

B'B D'AGUA CUMMINS 5.9L SERIE B
020969
3285410DX
BF5X8501A



815 / 1215CUM / 1421 / 915 / 814/815(96/...)/
1621 BR / 1721 BR / 1217 CUMMINS / 1721

BF9T8501BA WALTER PUMP MWM

B'B D'AGUA MWM 4.0 TCA 4 CIL
022170
UB0577



F1000 / F350 / F250 / F250XL/XT / F350 4.2 V6 /

BF9X8501AA WATER PUMP CUMMINS 8.

B'B D'AGUA CUMMINS 8.3L SERIE C
021122
3285323DX
BG1X8501AA
BG1X8K501AA



CARGO 1617 / CARGO 1422 / CARGO 1622 /
CARGO 1630 / CARGO 2322 / CARGO 2422 /

BG5X8501AA WATER PUMP CUMMINS

B'B D'AGUA MOTOR CUMMINS ELETRONICO
021546
5294721
BH1X8501AA
UB0734



816 / 1319 4X2 / 1519 4X2 / 1723 4X2 / 2429 6X2 /
2423 6X2 / 2629 6X4 / 2623 6X4 / 1719 4X2 /

WD5T8501A WATER PUMP MWM 4/6 CYL.

B'B D'AGUA MWM 3/4/6 CIL D229 ASP.
020871



F14000HD / F12000 MWM 229 / F4000 MWM 229 /
F12000 / F7000 / F19000 / F21000 / F13000 /

2.11 BOMBA MANUAL HAND PUMP

04099908 HAND PUMP MWM

BOMBA MANUAL MWM
006222



F14000HD / F12000L / B1618 ONIBUS / B1621
ONIBUS / F4000 MWM 229 / F12000 / F14000HD

906905810101

BOMBA MANUAL 111/2/3
023622



F14000HD / F12000L / B1618 ONIBUS / B1621
ONIBUS / F4000 MWM 229 / F12000 / F14000HD

WD8T9W350A

BOMBA MANUAL 111/2/3
023621



B1618 ONIBUS / B1621 ONIBUS / F12000 MWM
229 / F14000HD MWM 229 / F12000L MWM 229 /



2.12 BORRACHA

RUBBER

85HU9C673A DRY AIR CLEANER VALVE

VALV. BORRACHA DESCARGA POEIRA
021754



1722 / 1731 / 2622 / 2626 / 2631 / 4031 / 2422 /
3222 / 4331 / 1630 / 1622 / 2425 / 4030 / 2630 /

C7TA8100155C BUSHING

BUCHA TRAS. INFERIOR CABINA
007349
TNL899565RA



F4000 / F350

E5HT5484AB FRONT TURNING BAR

MANCAL BARRA ESTAB. DIANT.
021944
E5HT5484AA



1415CUM / 1417 / 1415 / 1215 / 1217 / 1215CUM /
1617 / 2422 / 1622 / 2425 / 1422 / 1419 / 2322 /

TNL899565BA BUSHING

BUCHA TRAS. INFERIOR CABINA
022231
TNL899565RA



F1000 NA MWM 229 / F1000 GAS. /

XC455484BA RUBBER BUSHING

MANCAL BARRA ESTAB. DIANT.
022113



1415CUM / 1317 / 1417 / 1215CUM / 1717 / 1721 /
1421 / 1521 / 1617 / 2421 / 1722 / 1731 / 2622 /

XC455484EA STABILIZER BAR BUSHING

BUCHA BARRA ESTABIL. DIANT.
021896




814/815(96/...)/

2.13 BOTAO

BUTTON

E6HT3A515AA HORN BUTTON

BOTAO BUZINA
021897
E5HT3A515AA



B1618 ONIBUS / B1621 ONIBUS /

2.14 BUCHAS DIVERSAS

BUSHING ALL TYPE

1C453110BA010 STEERING KNUCKLE PIN

BUCHA PINO MANGA EIXO 0,10MM
021909



815 / 915 / 814/815(96/...)/ 815E / 816 / 712 /
815S / 815 MULTIUSO / 915 MULTIUSO /

1C453110BA020 STEERING KNUCKLE PIN

BUCHA PINO MANGA EIXO 0,20MM
021910



815 / 915 / 814/815(96/...)/ 815E / 816 / 712 /
815S / 815 MULTIUSO / 915 MULTIUSO /

1C453110BA030 STEERING KNUCKLE PIN

BUCHA PINO MANGA EIXO 0,30MM
021912



815 / 915 / 814/815(96/...)/ 815E / 816 / 712 /
815S / 815 MULTIUSO / 915 MULTIUSO /

1C453110BA040 STEERING KNUCKLE PIN

BUCHA PINO MANGA EIXO 0,40MM
021916



815 / 915 / 814/815(96/...)/ 815E / 816 / 712 /
815S / 815 MULTIUSO / 915 MULTIUSO /

1C453110BASTD BUSHING

BUCHA PINO MANGA EIXO STD
021915



815 / 915 / 814/815(96/...)/ 815E / 816 / 712 /
815S / 815 MULTIUSO / 915 MULTIUSO /

3312252 FORK BUSHING

BUCHA GARFO SELETOR TRAMBULADOR
023245



814/815(96/...)/ 815 / 915 / 815S / 712 / 815E /
816 / 1317E 4X2 / 1517E 4X2 / 1717E 4X2 /

81DB5K353BA ENGINE BUSHING

BUCHA PARTIDA
022114



815 / 1415CUM / 1317 / 1417 / 1215CUM / 1717 /
1721 / 1421 / 1521 / 1617 / 2421 / 1722 / 1731 /




















BF5X3110A010 STEERING KNUCKLE PIN

BUCHA PINO MANGA EIXO 0,10MM
021913



814/815(96/...)/

2.14 BUCHAS DIVERSAS BUSHING ALL TYPE

<p>BF5X3110A020 STEERING KNUCKLE PIN BUCHA PINO MANGA EIXO 0,20MM 021914</p>  <p>814/815(96/...)/</p>	<p>BF5X3110A030 STEERING KNUCKLE PIN BUCHA PINO MANGA EIXO 0,30MM 021911</p>  <p>814/815(96/...)/</p>	<p>BF5X3110ASTD BUSHING BUCHA PINO MANGA EIXO STD 021908</p>  <p>814/815(96/...)/</p>	<p>BH4X3123BA 0 BUCHA PINO MANGA EIXO =GROSSO= STD 024155</p>  <p>1119 FORD CARGO /</p>
<p>BH4X3123BA 10 BUCHA PINO MANGA EIXO =GROSSO= 0,10 024152</p> <p>imagem indisponivel</p> <p>1119 FORD CARGO /</p>	<p>BH4X3123BA 20 BUCHA PINO MANGA EIXO =GROSSO= 0,20 024159</p>  <p>1119 FORD CARGO /</p>	<p>BH4X3123BA 30 BUCHA PINO MANGA EIXO =GROSSO= 0,30 024163</p>  <p>1119 FORD CARGO /</p>	<p>BH4X3123BA 40 BUCHA PINO MANGA EIXO =GROSSO= 0,40 024151</p>  <p>1119 FORD CARGO /</p>
<p>E5HT3110BA BUSHING BUCHA PINO MANGA EIXO STD 021906 TJG407397A</p>  <p>1415CUM / 1215CUM / 1617 / 1722 / 1731 / 4031 / 1630 / 1622 / 1422 / 4030 / 3224 / 3530 / 1217</p>	<p>E5HT3110BA010 STEERING KNUCKLE PIN BUCHA PINO MANGA EIXO 0,10MM 021905 TJG407397A010</p>  <p>1415CUM / 1215CUM / 1617 / 1722 / 1731 / 4031 / 1630 / 1622 / 1422 / 4030 / 3224 / 3530 / 1217</p>	<p>E5HT3110BA020 STEERING KNUCKLE PIN BUCHA PINO MANGA EIXO 0,20MM 021907 TJG407397A020</p>  <p>1415CUM / 1215CUM / 1617 / 1722 / 1731 / 4031 / 1630 / 1622 / 1422 / 4030 / 3224 / 3530 / 1217</p>	<p>E5HT3110BA030 STEERING KNUCKLE PIN BUCHA PINO MANGA EIXO 0,30MM 021903 TJG407397A030</p>  <p>1415CUM / 1215CUM / 1617 / 1722 / 1731 / 4031 / 1630 / 1622 / 1422 / 4030 / 3224 / 3530 / 1217</p>
<p>E6HZ7808A FORK BUSHING BUCHA GARFO SELETOR TRAMBULADOR 020129</p>  <p>815 / 1415CUM / 1317 / 1417 / 1215CUM / 1717 / 1721 / 1421 / 1617 / 2421 / 1722 / 2422 / 3222 /</p>	<p>TJG407397 STEERING KNUCKLE PIN BUCHA PINO MANGA EIXO STD 021933</p>  <p>1317 / 1215CUM / 1717 / 1617 / 2421 / 1722 / 1731 / 2622 / 2626 / 2631 / 4031 / 2422 / 3222 /</p>	<p>TJG407397010 STEERING KNUCKLE PIN BUCHA PINO MANGA EIXO 0,10MM 021924</p>  <p>1317 / 1215CUM / 1717 / 1617 / 2421 / 1722 / 1731 / 2622 / 2626 / 2631 / 4031 / 2422 / 3222 /</p>	<p>TJG407397020 STEERING KNUCKLE PIN BUCHA PINO MANGA EIXO 0,20MM 021930</p>  <p>1317 / 1215CUM / 1717 / 1617 / 2421 / 1722 / 1731 / 2622 / 2626 / 2631 / 4031 / 2422 / 3222 /</p>
<p>TJG407397030 STEERING KNUCKLE PIN BUCHA PINO MANGA EIXO 0,30MM 021929</p>  <p>1317 / 1215CUM / 1717 / 1617 / 2421 / 1722 / 1731 / 2622 / 2626 / 2631 / 4031 / 2422 / 3222 /</p>	<p>TMJ512393 BUSHING BUCHA TIRANTE 004848</p>  <p>2622 / 2626 / 2422 / 2425</p>	<p>W714484S300 BOX PIN SPACER BUSHING BUCHA ESPAC. PINO CABINA 022237 U800900</p>  <p>815 / 1317 / 1417 / 1717 / 1721 / 1421 / 1521 / 1617 / 2421 / 1722 / 1731 / 2622 / 2626 / 2631 /</p>	<p>XC457N620AA CLUTCH FORK SHAFT BUCHA EIXO DO GARFO EMBREAGEM 020896</p>  <p>1415CUM / 1215CUM / 1617 / 1722 / 1622 / 1422 / 3224 / 1621 BR / 1721 BR / 1217 CUMMINS / 1417</p>

2.15 BUJAO

PLUG

BF1X6730AA CRANKCASE CUMMINS

BUJAO CARTER CUMMINS
021009
BF5X6730AA



815 / 1415CUM / 1215CUM / 1617 / F4000 4BT
CUMMINS TURBO 4BT / 1722 / 2622 / 2631 /

TF3103113D PLUG

BUJAO ROSCADO MOTOR
021025



1617 / 1722 / 1731 / 2622 / 2626 / 2631 / 4031 /
2422 / 1630 / 1622 / 2425 / 1422 / 4030 / 2630 /

2.16 CABO

CABLE

2SB721555B THROTTLE CABLE 1522 MM

CABO ACELERADOR 1522MM
018395



F4000 MWM 4.3L TURBO /

2SC721555B THROTTLE CABLE 1162 MM

CABO ACELERADOR 1162MM
018396



F1000HSD /

2SH957805A SPEEDOMETER CABLE -

CABO VELOCIMETRO 1780MM
018411
2SB957805



F1000 TB MWM 229 /

2SN957805D SPEEDOMETER CABLE -

CABO VELOCIMETRO 1570MM
018406
T71957805B



F14000HD / F12000L / F12000 /

85HU9W780B CABLE

CABO ACELERADOR MANCAL 900MM
018413
2C459W780AA
TGG721561



1415CUM / 1721 / 1617 / 2421 / 1722 / 1731 /
2622 / 2626 / 2631 / 4031 / 2422 / 3222 / 4331 /

87HU17260AA SPEEDOMETER CABLE -

CABO VELOCIMETRO 3510MM
018408
E7HT17260AA
E5HT17260CA



TODOS CARGOS ATE 15/07/1990 FASE 1/2/3 /

98HU17260AA SPEEDOMETER CABLE -

CABO VELOCIMETRO 3950MM
018409



1731 / 2622 / 2626 / 2631 / 4031 / 2422 / 1630 /
2425 / 4030 / 2630 / 3530 /

T71711139 BUTTON

BOTAO CABO ESTRANGULADOR
018414



F1000 NA 4X4 MWM 229 / F1000 NA MWM 229 /

T72609701 HANDBRAKE CABLE

CABO FREIO MAO =2153MM=
018404



F4000 4BT CUMMINS TURBO 4BT / F4000 MWM
NA /

TJG957805A SPEEDOMETER CABLE -

CABO VELOCIMETRO 3645MM
018407
88HU17260BA



1722 / 1622 / 1422 / 2322 / 1419 / 1215 FNH /
1415FNH /

TNJ957805 SPEEDOMETER CABLE -

CABO VELOCIMETRO 3950MM
018410
DTNJ957805
XC4517260BA



1731 / 2622 / 2626 / 2631 / 4031 / 2422 / 1630 /
2425 / 4030 / 2630 / 3530 /

XC352853AC CABLE 1680MM

CABO FREIO 1680MM
018405



F4000 4X2 CUMMINS ELET 2.8L 152CV TC DSL /

XC359A758CC THROTTLE CABLE 897 MM

CABO ACELERADOR 897MM
018398



F12000 / F14000 / F16000 /

2.17 CALCO

SHIM

2R0103548F WHEEL CHOCK

CALCO CAMISA 0,25 MM MWM X 10
012991



F14000HD MWM X10 / F12000L MWM X10 / F4000 MWM 4.3L TURBO

2R0103548G WHEEL CHOCK

CALCO CAMISA 0,40 MM MWM X 10
012990



F14000HD MWM X10 / F12000L MWM X10 / F4000 MWM 4.3L TURBO

2R0103548H WHEEL CHOCK

CALCO CAMISA 0,30 MM MWM X 10
013052



F14000HD MWM X10 / F12000L MWM X10 / F4000 MWM 4.3L TURBO

2R0407071 WHEEL CHOCK

CALCO PINO MANGA EIXO 57X33,4X0,3
010336



815 / 915 / 712 / 815S / 814/815 11/2000=09/2002

2R0407071A

CALCO AJUSTE MANGA EIXO 57X33,4X0,5
019550



815 / 915 / 712 / 815S / 814/815 11/2000=09/2002

2R0407071B

CALCO AJUSTE MANGA EIXO 57X33,4X1
019551



815 / 915 / 712 / 815S / 814/815 11/2000=09/2002

2RK107124 WHEEL CHOCK

CALCO CAMISA 0,25 MM CUMMINS
013047



1617 / 1422 / 3224 / 3530 / 2322

2RK107125 WHEEL CHOCK

CALCO CAMISA 0,50 MM CUMMINS
013048



1617 / 1422 / 3224 / 3530 / 2322

2RK107126

CALCO CAMISA 0,30 MM CUMMINS
024210



1617 / 1422 / 3224 / 3530 / 2322

BF5X60000A CYLINDER LINER RUBBER

CALCO CAMISA 0,15 MM CUMMINS
020931



1617 / 1422 / 3224 / 3530 / 2322 /

BF5X60000B CYLINDER LINER RUBBER

CALCO CAMISA 0,20 MM CUMMINS
020922



1617 / 1422 / 3224 / 3530 / 2322 /

BF5X60000C CYLINDER LINER RUBBER

CALCO CAMISA 0,10 MM CUMMINS
020923



1617 / 1722 / 1731 / 2622 / 2626 / 4031 / 2422 / 4331 / 1630 / 1622 / 1422 / 4030 / 3224 / 5031 /

BF7T6C055A WHEEL CHOCK

CALCO CAMISA 0,50 MM MWM X 10
022247



B1618 ONIBUS / B1621 ONIBUS / F14000HD MWM X10 / F12000L MWM X10 / F4000 MWM 4.3L

T06107119 WHEEL CHOCK

CALCO CAMISA 0,10 MM MWM 229
013960



F12000 MWM 229 / F14000HD MWM 229 / F12000L MWM 229 / F4000MWM

T06107121 WHEEL CHOCK

CALCO CAMISA 0,15 MM MWM 229
013961



F12000 MWM 229 / F14000HD MWM 229 / F12000L MWM 229 / F4000 MWM 229

T06107123 WHEEL CHOCK

CALCO CAMISA 0,20 MM MWM 229
013962



F12000 MWM 229 / F14000HD MWM 229 / F12000L MWM 229 / F4000 MWM 229

T16407679A WHEEL CHOCK

CALCO PINO MANGA EIXO 63,5X45,9X0,3
010349



4432E 4X2 / 1722E 4X2 / 2628E 6X4 / 2622E 6X4 / 2422E 6X2 / 2428E 6X2 / 2632E 6X4 / 5032E

T75411185A SHIM

CALCO APOIO GRAMPO MOLA
014621



F14000HD / F12000L / F12000

TAE107119 SPACER LINER RUBBER 0.

CALCO CAMISA 0,10 MM MWM X 10
005283



F14000HD MWM X10 / F12000L MWM X10 / F4000 MWM 4.3L TURBO

TAE107121 SPACER LINER RUBBER 0.

CALCO CAMISA 0,15 MM MWM X 10
005284



F14000HD MWM X10 / F12000L MWM X10 / F4000 MWM 4.3L TURBO

TAE107123 SPACER LINER RUBBER 0.

CALCO CAMISA 0,20 MM MWM X 10
005285



F14000HD MWM X10 / F12000L MWM X10 / F4000 MWM 4.3L TURBO



2.18 CARCACA

HOUSING

BF1X2W080A ENGINE BRAKE CAST IRON

FUNDIDO CARCACA FREIO MOTOR
021831



1717 / 1617 / 1722 / 1731 / 2622 / 2626 / 2631 / 4031 / 2422 / 4331 / 1630 / 1622 / 2425 / 1422 /

TJG109211 HOUSING

CARCACA DISTRIB. 8.3 ATE 220 CV
020966



1617 / 2322 / 3224 / 1422 / 1622 / 1722 / 2422 / 2622 /

2.19 CHAVETA

KEY

BF5X3138A

CHAVETA TRAVA PINO MANGA EIXO
023713



814/815(96...)/

D5TA3122AB PIN LOWER

CHAVETA PINO MANGA EIXO
022243
T16407689



1415CUM / 1617 / 1722 / 1731 / 1630 / 1622 / 1422 / 3224 / 3530 / 1417 CUMMINS / B1618

TJG407693 PIN UPPER

CHAVETA PINO MANGA EIXO
021923
D5TA3122BA



1317 / 1215CUM / 1217 CUMMINS / 1316 CHILE / B1618 ONIBUS / B1621 ONIBUS / 1215 FNH /

XC3Z3122AA RETAINING PIN

CHAVETA PINO MANGA EIXO
022248



815 / 915 / 815E / 816 / 712 / 815S / F12000 / 814 / 815 11/2000=09/2002 /

2.20 CILINDRO

CYLINDER

4214110960 ENGINE BRAKE CYLINDER

CILINDRO F. MOTOR SIST. WABCO
022634
85HU2W087A
85HU2W087A
BG1X2W082BA
BF1X20071A



1415CUM / 1215CUM / 1617 / 1722 / 1731 / 2622 / 2626 / 2422 / 1630 / 1622 / 2425 / 1422 / 3530 /

88HU7A508BA CYLINDER CLUTCH AUX.

CIL. AUX. EMBREAGEM
022775



CARGO 1215 / CARGO 1415 / CARGO 1218 / CARGO 1418 / CARGO 1615 / CARGO 1313 /

9709030104 CLUTCH SERVO HOUSING

CIL. LONGO SERVO EMBR. S/INDIC.
006457



1730 / 2622 / 2626 / 2631 / 4031 / 2422 / 3222 / 4331 / 2425 / 4030 / 2630 / 3224 / 5031 / 2831 /

B925741 COMPRESSOR CYLINDER

CIL. COMPR. LK38 (REGULADOR 88MM)
011534



B1618 ONIBUS / B1621 ONIBUS / F12000 / F14000

B925746 COMPRESSOR CYLINDER

CIL. COMPR. LK38 VW (GOVERNADOR)
011536



F14000HD / F12000L / B1618 ONIBUS / B1621 ONIBUS / F12000 / F14000

BC457A508BB CLUTCH CYLINDER FORD

CIL. EMBR. FORD CARGO
024838



1317 4X2 / 1717 4X2 / 1517 4X2 / 1319 4X2 / 1719 4X2 / 1519 4X2 / 1419 4X2 /

BC457A543AA CLUTCH CYLINDER W/

CIL. ACION. EMBREAGEM C/RESERV. FORD
019621
BC457A543AB



2629 6X4 / 1519 4X2 / 1723 4X2 / 1933 4X2 / 2429 6X2 / 2423 6X2 / 1722 4X2 / 1932 4X2 /

BF5T2K756A COMPRESSOR CYLINDER

CIL. COMPR. LK38 VW (GOVERNADOR)
023219



F14000HD / F12000L / B1618 ONIBUS / B1621 ONIBUS / F12000 / F14000 /

BF8X2K756A COMPRESSOR CYLINDER

CIL. COMPR. LK38 =88MM=
023218



B1618 ONIBUS / B1621 ONIBUS / F12000 / F14000 /

BF8X2W082A ENGINE BRAKE CYLINDER

CIL. ACION. FREIO MOTOR SIST. WABCO
021851
BG1X2W082AA



1415CUM / 1317 / 1417 / 1215CUM / F14000HD / F12000L / 1717 / 1617 / 2421 / 1722 / 1731 / 2622 /

BG1X2W082B ENGINE BRAKE CYLINDER

CILINDRO F. MOTOR SIST. WABCO
021857
85HU2W087A
85HU2W087A
BG1X2W082BA
BF1X20071A



1415CUM / 1215CUM / 1617 / 1722 / 1731 / 2622 / 2626 / 2422 / 1630 / 1622 / 2425 / 1422 / 3530 /

K043961 CLUTCH CYLINDER W/

CIL. EMBR. C/ RESERV. =FORD=
019620
BC457A543AB



2629 6X4 / 1519 4X2 / 1723 4X2 / 1933 4X2 / 2429 6X2 / 2423 6X2 / 1722 4X2 / 1932 4X2 /

2.20 CILINDRO CYLINDER

RCCE00181 CYLINDER CLUTCH AUX.

CIL. AUX. EMBREAGEM
019223



CARGO 1215 / CARGO 1415 / CARGO 1218 /
CARGO 1418 / CARGO 1615 / CARGO 1313 /

RCCE00440

CILINDRO AUX. EMBREAGEM
023654



F14000HD / F12000L

TAF253861 ENGINE BRAKE CYLINDER

CIL. AÇION. FREIO MOTOR SIST. KNORR
005096



815 / 2421 / 1722 / 1731 / 2622 / 2626 / 4031 /
2422 / 4331 / 1630 / 1622 / 2425 / 1422 / 4030 /

2.21 COXIM RUBBER MOUNT

E5HT5K371AA FRONT CAB BUFFER

COXIM DIANTEIRO CABINA
021999
85HU5K371A
8C455K371AA



815 / 1415CUM / 1317 / 1417 / 1215CUM / 1717 /
1721 / 1421 / 1521 / 1617 / 2421 / 1722 / 1731 /

T06199201 FRONT ENGINE BUFFER

COXIM DIANTEIRO MOTOR
004482



F1000 / F4000

2.22 CUPILHA COTTER PIN

2RP299263 LOCKING PIN

CUPILHA FREIO MOTOR 5,64X1/2
021823



815 / 915 / 3224 / 814/815(96...)/ 815E / 1317E
4X2 / 1517E 4X2 / 1717E 4X2 / B1618 ONIBUS /

2.23 DOBRADICA HINGE

XC4516800BYYH HINGE

DOBRADICA CAPO L.D. FORD CARGO
018310
XC4516800BB
TNA823306



815 / 1415CUM / 1417 / 1215CUM / 1717 / 1721 /
1421 / 1521 / 1617 / 1722 / 1731 / 2622 / 2626 /

2.24 EIXO

AXLE

C1TT7590A SMALL CLUTCH FORK

EIXO GARFO EMBREAGEM PEQUENO
021334



1415CUM / 1215CUM / 1421 / 1621 / 1617 / 2626 / 4031 / 2422 / 3222 / 1419 / 2322 / 5031 / 1415FNH

E5HT5L369AA CAB LOCK AXLE

EIXO TORRE TRASEIRA CABINA
021982



1717E 4X2 / 1316 CHILE / 6332E 6X4 / 1716 ARG. / 1730 ARG. / 1416 ARG / 1516 CHILE /

TAR721075 CLUTCH AND BRAKE

EIXO PEDAIS FREIO E EMBREAGEM
005139




B1618 ONIBUS / B1621 ONIBUS

2.25 EMBOLO

PISTON

85HU4038A

EMBOLO REDUZIDA ALUMINIO =ANODIZADO=
023752



1415CUM / 1417 / 1215CUM / F14000HD / F12000L / F12000 / F14000 / 1717 / 1421 / 1617 /

2.26 ENGRENAGEM

GEAR

2RJ311261 IDLER GEAR, 2ND SPEED

ENGRENAGEM 2ª VEL.
007219



1717 / 1421 / 1617 / 1621 BR / 1721 BR / 1721 CHILE / 1717E 4X2 / B1618 ONIBUS / B1621

89TU4236AA PLANETARY GEAR 16

ENGR. PLAN. 16 DENTES - 35 ESTRIAS
020254



F4000 MWM NA /

2.27 ESFERA

BALL

BG1T7C316C BALL 3/16"

ESFERA ACO 3/16"
020723



815 / 1415CUM / 1317 / 1417 / 1215CUM / F14000HD / F12000L / F12000 / F14000 / F4000

2.28 ESPACADOR SPACER

XC456A066AA TUBE ENGINE MOUNT

TUBO ESPACADOR COXIM MOTOR DIANT.
020088



1415CUM / 1317 / 1417 / 1215CUM / F14000HD /
F12000L / F12000 / 1717 / 1721 / 1521 / 1617 /

2.29 ESTICADOR BELT TENSIONER

BFOT10B300BA BELT SUPPORT CUMMINS

ESTIC. CORREIA MOTOR CUMMINS

021417
BFOT10B300AA
BFOT10B300AA
BG4X10B300AA
BFOT10B300BA



815 / 1415CUM / 1317 / 1417 / 1215CUM / 1717 /
1721 / 1421 / 1521 / 1617 / 2421 / 1722 / 1731 /

BG1T10B300AA ENGINE BELT SUPPORT

ESTIC. CORREIA CUMMINS. POLIA LISA

021379
BG3T10B300AA
BFOT10300CA



F350 C/SIMPLES / F4000 4BT CUMMINS TURBO
4BT / F12000 CUMMINS 6BT 5.9L / F14000

2.30 ESTRIBO RUNNING BOARD

1C4517C881AB BUMPER RUNNING BOARD

ESTRIBO PARACHOQUE
017655



1415CUM / 1317 / 1417 / 1215CUM / 1717 / 1721 /
1421 / 1521 / 1617 / 2421 / 1722 / 1731 / 4031 /

2.31 FILTRO FILTER

85HU9601A AIR FILTER PRIMARY

ELEMENTO PRIMARIO FILTRO AR
021337



1215CUM / 1217 CUMMINS / 1415CUM / 1417
CUMMINS / 1617 / 1621 / 1721 BR / 1421 /

87HU9R500AA AIR FILTER SECONDARY

ELEMENTO SECUNDARIO FILTRO AR
021331



1415 / 1215 / 1217 / 1421 / 1419 / 1113 / 1114 /
1313 / 1314 / CARGO 1617 / CARGO 1514 /

BF8X9365A FILTER

FILTRO (PENEIRINHA)
021365



B1618 ONIBUS / B1621 ONIBUS /

LF3349 ENGINE OIL FILTER

FILTRO OLEO MOTOR CUMMINS 5.9L
021390
BF8T6731BA
BG2X6731AA
LF3806



1215CUM / 1217 CUMMINS / 1415CUM / 1417
CUMMINS / 1617 / 1721 CHILE / 1621 BR / 1721

TEG129620A AIR FILTER SECONDARY

ELEMENTO SECUNDARIO FILTRO AR
005034



1415CUM / 1215CUM / 1617 / 1217 CUMMINS /
1417 CUMMINS



2.32 FLANGE E LUVA P/ CARDA

YOKE

83TU4851A PROPELLER SHAFT

FLANGE CARDA DIFERENCIAL TINKEN
020303



F21000 / F22000 / F11000 / F7000 / F14000 /

2.33 FREIO MOTOR

EXHAUST BRAKES

2RD253853B ENGINE BRAKE 74MM

FREIO MOTOR =74MM= 2-7/8
005081



815 / 915 / 814

4214289150 ENGINE BRAKE 99MM

FREIO MOTOR =99MM= 3-7/8

021854
4C452W068BC
4C452W068BB
XC452W068EB
XC452W068EA
XC452W068EC



1317 / 1417 / 1717 / 1521 / 1722 / 1731 / 2622 /
2626 / 2631 / 4031 / 2422 / 3222 / 4331 / 1630 /

4214299190 ENGINE BRAKE 85MM

FREIO MOTOR =85MM= 3-3/8

022631
4C452W068DA
4C452W068DB
4C452W068AA
XC452W068BA
XC452W068BA



1317 / 1717 / 815E / 1517 / 1317E / 1517E /
1717E

4214299340 ENGINE BRAKE 74MM

FREIO MOTOR =74MM= 2-7/8
022630



F14000HD MWM X10 / F12000L MWM X10

4C452W068BA EXHAUST BRAKE CUMMINS

FREIO MOTOR CUMMINS 5.9L =99MM= 3-7/8

018265
4C452W068BC
4C452W068BB
XC452W068EB
XC452W068EA
XC452W068EC



1317 / 1417 / 1717 / 1521 / 1722 / 1731 / 2622 /
2626 / 2631 / 4031 / 2422 / 3222 / 4331 / 1630 /

4C452W068CA ENGINE BRAKE 99MM FORD

FREIO MOTOR =99MM= =FORD CARGO= 3-7/8

018149
4C452W068BC
4C452W068BB
XC452W068EB
XC452W068EA
XC452W068EC



1317 / 1417 / 1717 / 1521 / 1722 / 1731 / 2622 /
2626 / 2631 / 4031 / 2422 / 3222 / 4331 / 1630 /

4C452W068DC ENGINE BRAKE 85MM FORD

FREIO MOTOR =85MM= 3-3/8 FORD CARGO

018148
4C452W068DA
4C452W068DB
4C452W068AA
XC452W068BA
XC452W068BA




1317 / 1717 / 815E / 1517 / 1317E / 1517E /
1717E /

SP5074

FREIO MOTOR =99MM= 3-7/8

023645
4C452W068BC
4C452W068BB
XC452W068EB
XC452W068EA
XC452W068EC



1317 / 1417 / 1717 / 1521 / 1722 / 1731 / 2622 /
2626 / 2631 / 4031 / 2422 / 3222 / 4331 / 1630 /

SP6964

FREIO MOTOR =85MM= 3-3/8

023642
4C452W068DA
4C452W068DB
4C452W068AA
XC452W068BA
XC452W068BA



1317 / 1717 / 815E / 1517 / 1317E / 1517E /
1717E

SP7035

ENGINE BRAKE 74MM

FREIO MOTOR =74MM= 2-7/8

021845



F14000HD MWM X10 / F12000L MWM X10

2.34 GARFO

FORK

2RM141861 CLUTCH FORK

GARFO EMBREAGEM C/ROLETE
005061



2421 / 2622 / 2626 / 4031 / 3222 / 4432E 4X2 /
1722E 4X2 / 2628E 6X4 / 2622E 6X4 / 2422E 6X2

88HU7541AA CLUTCH FORK

GARFO EMBREAGEM
021304



1415CUM / 1215CUM / 1617 / 1722 / 2622 / 2422 /
1622 / 3530 / 1621 BR / 1721 BR / 1217 CUMMINS

BE2Y7515A CLUTCH FORK

GARFO EMBREAGEM
022257
82TU7515A
77TU7515A



815 / 915 / 815E / F4000 4BT CUMMINS TURBO
4BT / 814 / F14000HD MWM X10 / F12000L MWM

BG1X7544AA

GARFO EMBREAGEM C/ROLETE
024697



2.35 GARFO FORK

BG9X7544AA CLUTCH FORK WITH
GARFO EMBREAGEM C/ROLETE (MODERNO)
020407



2421 / 1722 / 1731 / 2622 / 2626 / 2631 / 4031 /
2422 / 3222 / 4331 / 1630 / 1622 / 2425 / 1422 /

TPH141857 X CLUTCH FORK W/ PIN
GARFO EMBREAGEM C/PINO
015359



815 / 915 / 815E / F4000 4BT CUMMINS TURBO
4BT / 814 / F14000HD MWM X10 / F12000L MWM

XC457R361BA GEARBOX LEVER BRACKET
GARFO APOIO ALAVANCA CAMBIO
021964



915 / 815S / 712 / 815 / 815E / 4432E 4X2 /
1317E 4X2 / 1517E 4X2 / 1717E 4X2 / 2628E 6X4

2.36 GUARDA-PO DUST COVERS

E5HT7277AB GEARBOX LEVER DUST
GUARDA PO ALAVANCA CAMBIO
021998



815 / 1317 / 1417 / 1215CUM / 1717 / 1721 / 1521
/ 1617 / 2421 / 1722 / 1731 / 2622 / 2626 / 2631 /

TJG711116 GEARBOX LEVER DUST
GUARDA PO ALAVANCA CAMBIO
006745



815 / 1415CUM / 1317 / 1417 / 1215CUM / 1717 /
1721 / 1521 / 1617 / 2421 / 1722 / 1731 / 2622 /

2.37 HASTE ROD

2RR312141 C GEARBOX END SHAFT
HASTE TERM. CAIXA CAMBIO =COMPLETO=
018030



1731 / 2622 / 2626 / 2631 / 4031 / 2422 / 4331 /
1630 / 2425 / 4030 / 2630 / 5031 / 2831 / 4432E

BFOX72028 GEARBOX END SHAFT
HASTE TERM. CAIXA CAMBIO
020452
BFOX72028



1731 / 2622 / 2626 / 2631 / 4031 / 2422 / 4331 /
1630 / 2425 / 4030 / 2630 / 5031 / 2831 / 4432E

2.38 HELICE FAN

97HU8600AA FAN WHEEL =9 BLADES=
HELICE MOTOR 9 PAS
021307
88HU8600AA



F11000 / F14000 / 2425 / 3224 / 4030 / F12000L /
F14000HD / 3530 / 2626 / 1622 / 1722 / 4031 /

AC458600AA FAN WHEEL
HELICE MOTOR MWM
021451



815E / 816 /

2.39 INTERRUPTOR

SWITCHE

TAR953235 O LIGHT SWITCH

INTERRUPTOR PISCA ALERTA
007648



B1618 ONIBUS / B1621 ONIBUS

2.40 JUNTA

GASKET

03618993 GASKET WATER PUMP 229

JUNTA BOMBA D'AGUA 229 TODOS
004610
WD5T8507B



F12000 MWM 229 / F14000HD MWM 229 /
F12000L MWM 229 / F4000 MWM 229

3917780 TIMING GEAR COVER

JUNTA TAMPA DISTR. CUMMINS 8.3L
021511



2626 / 2622 / 4031 / 2422 / 5031 / 1722 / 1731 /
2631 / 2831 /

85HU4K069A

FELTRO BRANCO VALV. REDUZIDA
023603



1415CUM / 1317 / 1417 / 1215CUM / F14000HD /
F12000L / 1717 / 1721 / 1421 / 1521 / 1617 / 2421

85HU7223A GEAR COVER GASKET


JUNTA TAMPA CAMBIO CLARK 280-V
020617



1415CUM / 1215CUM / F14000HD / F12000L /
F12000 / F14000 / 1415FNH / 1215 FNH / 1217

BF0X71010 GASKET

JUNTA TAMPA CILINDRO CX. CAMBIO
020470



2622 / 2626 / 2631 / 4031 / 2422 / 2425 / 4030 /
2630 / 2628E 6X4 / 2622E 6X4 / 2632E 6X4 /

BF3X1153AA UNIVERSAL WHEEL HUB

JUNTA CUBO RODA
022195
E4HT1153BA
E4HZ1153A



1417 / F14000HD / F12000L / F12000 / F14000 /
1717 / 1722 / 1731 / 2622 / 2626 / 2631 / 4031 /

BF9T9F585AA GASKET INJEC. PUMP

JUNTA BOMBA INJETORA
021528
BF5T9F585B
BG2T9F585AA



F12000L MWM X10 / F14000HD MWM X10 /

BG2T6020DA TIMING GEAR COVER

JUNTA TAMPA DISTRIBUICAO - MWM
021503



B1618 ONIBUS / B1621 ONIBUS /

BG2T8507CA GASKET WATER PUMP 229

JUNTA BOMBA D'AGUA 229 TODOS
020031
WD5T8507B



F14000HD / F12000L / F12000 / F4000 MWM NA /

BG2T8507EA WATER PUMP GASKET

JUNTA B'B D'AGUA
021478
WF0F8507A



F1000 MWM 4.3L TB 4X2 / F1000 MWM 4.3L TB
4X4 /

BG2T9441AA GASKET INTAKE MANIFOLD

JUNTA COLETOR ADMISSAO
021509



B1618 ONIBUS / B1621 ONIBUS / F14000HD
MWM X10 / F12000L MWM X10 / F4000 MWM 4.3L

BG2T9E936AA GASKET INTAKE MANIFOLD

JUNTA COL. ADMISSAO =PEQUENA=
021463
BF6T9E936A



F4000 MWM 4.3L TURBO /

BG5X9451AA GASKET SET

JUNTA COL. ESCAP. CUMMINS SERIE B =
021432
5266422
BH1X9451BA



815E / 816 / 1722E 4X2 / 2628E 6X4 / 2622E 6X4
/ 2422E 6X2 / 2428E 6X2 / 1317E 4X2 / 1517E

BG6X9451BA EXHAUST MANIF. GASKET

JUNTA COL. ESCAP. CUMMINS =ELETR.=
021469
5269779
BH1X9451AA



4432E 4X2 / 2632E 6X4 / 5032E 6X4 / 2932E 6X4
/ 4532E / 1832E / 1932 4X2 / 3132 6X4 / 2632

TAE129589A GASKET EXHAUST

JUNTA COLETOR ESCAPE
004586



B1618 ONIBUS / B1621 ONIBUS / F14000HD
MWM X10 / F12000L MWM X10 / F4000 MWM 4.3L

TJG301235C GASKET

JUNTA TAMPA CILINDRO CX. CAMBIO
013535



2622 / 2626 / 2631 / 4031 / 2422 / 2425 / 4030 /
2630 / 2628E 6X4 / 2622E 6X4 / 2632E 6X4 /


2.40 JUNTA

GASKET

TNQ711099 GASKET

JUNTA TRAMBULADOR CAMBIO

022206
91TU7185AA




815 / F4000 MWM 4.3L TURBO / F4000 4BT
CUMMINS TURBO 4BT / 815S / 915 / 814/815(96/

XC455C250BA TUBE GASKET

JUNTA FREIO MOTOR 99MM

021841
88HU5C250AA



1722 / 1731 / 2622 / 2626 / 2631 / 4031 / 2422 /
3222 / 4331 / 1622 / 3224 / 5031 / 2831 / 4432E

2.41 LANTERNA

LANTERN

86HU13368AA FRONT TURN SIGNAL LIGHT

LANTERNA SETA DIANT. L.D.

018491
85HB13368AA



814/815 05/1996=11/2000 /

87HU13444AA REAR LENS LANTERN

LENTE LANTERNA TRASEIRA

022121



815 / 1417 / F14000HD / F12000L / F12000 /
F4000 MWM 4.3L TURBO / 1717 / 1617 / F4000

2.42 MANCAL DE EMBREAGEM

CLUTCH BEARING

BE2Y7548A CLUTCH ROLL BEARING

MANCAL EMBREAGEM C/ROLAMENTO

021554
82TU7548A



F14000HD / F12000L / F4000 MWM 229 / F12000 /
F14000 / F16000 / FT7000 / F7000 / F19000 /

TEG141165 CLUTCH BEARING

MANCAL EMBREAGEM C/ROLAMENTO

004082
82TU7548A



F14000 / F16000 / FT7000 / F7000 / F19000 /
F21000 / F13000 / F4000 / F11000 / F600 / 1113 /

XC457548AA CLUTCH BEARING F-4000

MANCAL EMBREAGEM C/CUBO

021658
96TU7548AA
XC457548AB



815 / 915 / 815E / 814 / F4000 /

2.43 MANGUEIRA

HOSE

BG2X6418AA TURBO OIL RETURN HOSE

MANGUEIRA RETORNO OLEO TURBO

021613
BF8T6418A



1415CUM / 1215CUM / 1617 / 1217 CUMMINS /
1417 CUMMINS /

2.44 MANGUEIRA SILICONE

SILICON HOSE

2ST145467 TURBINE CONEXION HOSE

MANG. LIGACAO TURBINA =SILICONE AZUL=
021575
3970407



1722 / 1731 / 2622 / 2626 / 2631 / 4031 / 2422 /
1630 / 1622 / 2425 / 1422 / 4030 / 2630 / 3224 /

4C456W650BA SILICONE HOSE WITH

MANG. SILICONE INTERCOOLER =PRETO=
026455



E7HT6C640BC SILICONE HOSE WITH

MANG. SILICONE INTERCOOLER =PRETO=
022300



1415CUM / 1317 / 1417 / 1215CUM / 1717 / 1721 /
1421 / 1521 / 1617 / 2421 / 1722 / 1731 / 2622 /

TE3129459 RESPIRE ELBOW HOSE =

MANG. COTOV. RESP. =SILICONE AZUL=
021288



815 / 1415CUM / 1215CUM / 1617 / 1722 / 2622 /
2422 / 1622 / 2322 / 814/815(96...)/ 3530 / 1217

TJG115451B S RESPIRE ELBOW HOSE =

MANG. COTOV. RESP. =SILICONE AZUL=
006653



815 / 1415CUM / 1215CUM / 1617 / 1722 / 2622 /
2422 / 1622 / 814/815(96...)/ 3530 / 1217

TQG117231 INTERCOOLER CONEXION

MANG. SILICONE INTERCOOLER =AZUL=
006923



1415CUM / 1617 / 1722 / 1731 / 2622 / 2626 /
2631 / 3224 / 4432E 4X2 / 1722E 4X2 / 2628E

TQG117231 O SILICONE HOSE WITH

MANG. SILICONE INTERCOOLER =PRETO=
004993



1415CUM / 1617 / 1722 / 1731 / 2622 / 2626 /
2631 / 3224 / 4432E 4X2 / 1722E 4X2 / 2628E

TRG117231A TURBINE CONEXION HOSE

MANGUEIRA LIGACAO TURBINA
005185



1731 / 2626 / 1630 / 2425 / 3224 / 3530

XC456W650BA HOSE CONEXION FROM

MANG. LIG. TUBO INTERC./TURBINA
020889



1415CUM / 1722 / 1731 / 2626 / 2631 / 4031 /
1630 / 1622 / 2425 / 1422 / 4030 / 2630 / 3224 /

2.45 MANOPLA

KNOB

BG3X7213AA SHIFT GEAR HANDLE

MANOPLA ALAVANCA CAMBIO
014736
S2578



4331 /

BG5X7213AA SHIFT KNOB W/ VALVE

MANOPLA ALAV. CAMBIO C/VALVULA
012411
S2876



4331 / 4432E 4X2 / 4532E/1832E /

E6HT7213AA SHIFT KNOB

MANOPLA ALAV. CAMBIO
021977



1415CUM / 1317 / 1417 / 1215CUM / 1717 / 1721 /
1421 / 1521 / 1617 / 1419 / 3224 / 1415FNH / 1215

TJG711259A SHIFT KNOB

MANOPLA ALAVANCA CAMBIO
022004
95HU7213AA



2622 / 2626 / 2631 / 4031 / 2422 / 4331 / 2425 /
4030 / 2630 / 2632E 6X4 / 1730 ARG. /

2.46 MAQUINA DE VIDRO

WINDOW LIFTER MECHANISM

T71837501 LEFT GLASS MECHANISM

MAQUINA VIDRO L.E.
007302
T71837501E



F14000HD / F12000L / F12000 / F14000 / F1000 /
F4000 /

T71837501D LEFT GLASS MECHANISM

MAQUINA VIDRO L.E.
022111
T71837501E



F12000 / F14000HD / F12000L / F4000 MWM NA /
F4000 MWM 4.3L TURBO / F4000 4BT CUMMINS

T71837502 WINDOW LIFTER

MAQUINA VIDRO L.D.
007303



F14000HD / F12000L / F12000 / F14000 / F1000 /
F4000 /

T71837502D WINDOW LIFTER

MAQUINA VIDRO L.D.
021946



F1000 / F12000 / F12000L / F14000 / F14000HD /
F4000 /


2.47 MOLA SPRING

2R0301338 SPRING
MOLA MENOR 1,25 X 7,8 X 43,20 RETIFICADA
011573



F350 C/SIMPLES / F4000 4X2 CUMMINS ELET 2. 8L 152CV TC DSL / F4000 4X4 CUMMINS ELET.

2RP253891 ENGINE BRAKE PISTON
MOLA PISTAO FREIO MOTOR
017946



815 / 2421 / 1722 / 1731 / 2622 / 2626 / 4031 / 2422 / 4331 / 1630 / 1622 / 2425 / 1422 / 4030 /

2SN607041 REAR BRAKE SHOE
MOLA SAPATA FREIO TRASEIRO
021128



1317 / 1417 / 1215CUM / F14000HD / F12000L / 1717 / 1721 / 1421 / 1521 / 1617 / 2421 / 1722 /

7EQ7234 TRAMBULATOR BUSHING
MOLA TRAMBULADOR CAMBIO
020577
85HU7234B



1317E 4X2 / 1517E 4X2 / 1717E 4X2 / B1618 ONIBUS / B1621 ONIBUS / 1215 FNH / 1415FNH /

BF5X2W146AA SPRING
MOLA GRANDE PATIM FREIO
021152




815E / 816 / 712 /

BF5X6513AA VALVE SPRING 5.9L SERIE
MOLA VALV. CUM. 5.9L SERIE B
021610



814/815(96/...) / 712 / 1721 CHILE / 1421 / 1415 / 1417 CUMMINS / 1417 CUM CHILE / 1415 CUM.

BF6X2125A BRAKE SHOE LOCK SPRING
MOLA TRAVA ROLETE SAPATA FREIO
021014



4432E 4X2 / 1317E 4X2 / 1517E 4X2 / 1717E 4X2 / 2628E 6X4 / 2422E 6X2 / 2428E 6X2 / 1722E

BF8T7234A SPRING
MOLA MENOR 1,25 X 7,8 X 43,20
020135



F350 C/SIMPLES / F4000 4X2 CUMMINS ELET 2. 8L 152CV TC DSL / F4000 4X4 CUMMINS ELET.

TE3607033 BRAKE SHOE LOCK SPRING
MOLA TRAVA ROLETE SAPATA FREIO
005317



1415CUM / 1317 / 1417 / 1215CUM / F14000HD / F12000L / 1717 / 1521 / 1617 / 1722 / 1731 / 2622


XC459834EA ACCELERATOR SPRING
MOLA ACELERADOR
022119



814/815(96/...) / 815 / 915 / 815S / 712 / 1415 CHILE / 1417 CHILE / 1617 CHILE / 1617 /

2.48 O'RING O'RING

2R0121437 O'RING WATER PUMP
O'RING VED. BB AGUA PEQ. MWM X 10
006579




B1618 ONIBUS / B1621 ONIBUS / F14000HD MWM X10 / F12000L MWM X10 / F4000 MWM 4.3L

85HU4K069B O'RING
O'RING 34,0 X 4,0 (COD.7451)
020767



1415CUM / 1317 / 1417 / 1215CUM / F14000HD / F12000L / 1717 / 1721 / 1421 / 1521 / 1617 / 2421

904931060262 JUNCTION TUBE GASKET
O'RING VEDACAO TUBO JUNCAO
022334




B1618 ONIBUS / B1621 ONIBUS /

T12130803A O'RING INJ. PUMP GASKET
O'RING VEDACAO BOMBA INJETORA
006580



B1618 ONIBUS / B1621 ONIBUS

WD8T1003STD SEAL RING
O'RING VEDACAO CAMISA MWM D 229
021137
WE8T1003STD



F14000HD / F12000L / F12000 /

WF0F60010 O'RING INJ. PUMP GASKET
O'RING VEDACAO BOMBA INJETORA
019940



B1618 ONIBUS / B1621 ONIBUS /

2.49 PARACHOQUE

BUMPER

E5HT17756AWAP BUMPER - FORD CARGO

PARACHOQUE FORD CARGO

016576
E5HT17756AW
A



1415CUM / 1215CUM / 1421 / 1617 / 1722 / 1731 /
2622 / 2626 / 2631 / 4031 / 2422 / 1630 / 1622 /

2.50 PARAFUSO

SCREW

00181139 SCREW HEXAGONAL 5/

PARAF. SEXT. 5.8 X 40 C/ROSCA 7/16 UNC
021612



1415CUM / 1417 / 1215CUM / 1617 / 1722 / 1622 /
1422 / 3224 / 3530 / 1217 CUMMINS / 1417

390216S2 SCREW

PARAFUSO CARDA
022321



1415CUM / 1417 / 1215CUM / F14000HD /
F12000L / F12000 / F14000 / 1717 / 1617 /

BF1X20070A SCREW ENGINE BRAKE

PARAF. SUPORTE FREIO MOTOR M8X16 (8.8)
021825
BF8T57651A
TE3109701



1415CUM / 1317 / 1417 / 1215CUM / F14000HD /
F12000L / 1717 / 1617 / 1722 / 1731 / 2622 / 2626

BF8T6065AA CYLINDER HEAD SCREW

PARAF. CABECOTE MOTOR
021618



815 / 1415CUM / 1215CUM / 1421 / 1617 / F4000
4BT CUMMINS TURBO 4BT / 815S / 915 / 814 /

BF8T9K424A SCREW

PARAFUSO FIX. COL. ESCAPE
021647



1317 4X2 / 1717 4X2 / 1517 4X2 / 1719 4X2 /
2632E 6X4 / 5032E 6X4 / 2932E 6X4 / 3133 6X4 /

BF8T9K424B SCREW - M10X1.5X70

PARAF. FIX. COL. ESCAPE - M10X1.5X70
021608



815 / 1415CUM / 1215CUM / 1617 / 915 / 814 /
815(96/...) / 712 / 1621 BR / 1721 BR / 1217

BG2X6064AA VALVE TAP SCREW

PARAF. TAMPA VALVULA CUMMINS
021637
TE3103591
TJG103591



1617 / 2322 / 2422 / 2622 / 1630 / 1731 / 2425 /
2626 / 4030 / 4031 / 1622 / 1722 / 1422 / 3530 /

E602373S72 SCREW C 8.8 M 10 X 25 X 1.

PARAFUSO SEXT. 8.8 M10 X 25 X 1.50
022282



UNIVERSAL TODOS VEICULOS /

E7HT4N272AA SCREW

PARAFUSO CARDA
020298
75648



815 / F14000HD / F12000L / 1421 / 1521 / 1722 /
1622 / 1422 / 915 / 3224 / 814/815(96/...) / 1721

N01025411 SCREW M 8 X 27 X 1.25

PARAF. SEXT. C/PONTA M8 X 27 X 1.25
022293
E602208S72



UNIVERSAL TODOS VEICULOS /

N101221S110 SCREW C 8.8 M 14 X 35 X 1.

PARAF. SEXT. 8.8 M14 X 35 X 1.50
022297



UNIVERSAL TODOS VEICULOS /

N102187S110 SCREW C 5.8 M 6 X 25 X 1.

PARAFUSO SEXT. 5.8 M6 X 25 X 1.00
022327



UNIVERSAL TODOS VEICULOS /

TAF299255 SCREW ENGINE BRAKE

PARAF. BORBOLETA FREIO MOTOR M6X16 (8.
021827
922903500314



815 / F12000L / 915 / 3224 / 814/815(96/...) /
B1618 ONIBUS / B1621 ONIBUS / 815S /

TJG521153 SCREW

PARAFUSO CARDA
007329



1415 / 1215 / 1217 / 1617 / 1622

TN000231X1 SCREW M 8 X 65 X 1.25

PARAFUSO SEXT. M8 X 65 X 1.25
022346



UNIVERSAL TODOS VEICULOS /

TN000315X1 SCREW 1/2 X 1 X 3/4

PARAFUSO SEXTAVADO 1/2 X 1 X 3/4
022325
58676S2



UNIVERSAL TODOS VEICULOS /

2.50 PARAFUSO SCREW

TN000392X1 SCREW 5/8 - 11 X 2.0

PARAFUSO SEXT. 5.8 - 11 X 2.0
022272
58721S2



UNIVERSAL TODOS VEICULOS /

TN000455X1 SCREW 5/8 - 11 X 3.0

PARAFUSO SEXTAVADO 5/8 - 11 X 3.0
022329
58725S2



UNIVERSAL TODOS VEICULOS /

U801061 SCREW

PARAF. MANCAL CARC. DIFER. M16X2,0X130,0
020288



1415CUM / 1417 / 1215CUM / F14000HD / F12000L / F14000 / 1421 / 1521 / 1517 / 1419 /

2.51 PINO PIN

1C453115AA STEERING KNUCKLE AXLE

PINO MANGA EIXO SIFCO - 33,00 X 169,3 (STD)
022099



815 / 915 / 815E / 816 / 712 / 815S / 815
MULTIUSO / 814/815 11/2000=09/2002 /

1C453115AA 10 STEERING KNUCKLE AXLE

PINO MANGA EIXO SIFCO - 33,10 X 169,3 (0,10)
022096



815 / 915 / 815E / 816 / 712 / 815S / 815
MULTIUSO / 814/815 11/2000=09/2002 /

1C453115AA 20 STEERING KNUCKLE AXLE

PINO MANGA EIXO SIFCO - 33,20 X 169,3 (0,20)
022089



815 / 915 / 815E / 816 / 712 / 815S / 815
MULTIUSO / 814/815 11/2000=09/2002 /

1C453115AA 30 STEERING KNUCKLE AXLE

PINO MANGA EIXO SIFCO - 33,30 X 169,3 (0,30)
022068



815 / 915 / 815E / 816 / 712 / 815S / 815
MULTIUSO / 814/815 11/2000=09/2002 /

2P0321143 PIN CUP

PINO COPO
011575



915 / 815E / 712 / 815S

2R0321143A GEARBOX PIN CUP

PINO COPO CX. CAMBIO
011595



F350 C/SIMPLES / F4000 4X2 CUMMINS ELET. 2.
8L 152CV TC DSL / F4000 4X4 CUMMINS ELET.

2RD407687030 STEERING KNUCKLE AXLE

PINO MANGA EIXO - 28,95 X 181,5 (0,30)
007442



814

3344387 AXLE LOCK SPRING PIN

JOGO PINOS MOLAS TRAVA EIXO
023204
BH1X7K234AA
BF6X7234AA



815 / 915 / 814/815(96/...) / 815E / 815S / 815
MULTIUSO / 915 MULTIUSO

085215 STEERING KNUCKLE AXLE


PINO MANGA EIXO - 28,65 X 181,5 (STD)
023236



814/815 05/1996 A 09/2002

BF0X3115AA STEERING KNUCKLE AXLE

PINO MANGA EIXO MERITOR - 31,45 X 180,0 (0,
022133
BF0X3115AA01
0



814/815(96/...)/

BF0X3115AA020 STEERING KNUCKLE AXLE

PINO MANGA EIXO MERITOR - 31,55 X 180,0 (0,
022152



814/815(96/...)/

BF0X3115AA030 STEERING KNUCKLE AXLE

PINO MANGA EIXO MERITOR - 31,65 X 180,0 (0,
022148



814/815(96/...)/

BF0X3115AASTD STEERING KNUCKLE AXLE

PINO MANGA EIXO MERITOR - 31,35 X 180,0
022063



814/815(96/...)/

BF5X3115A STEERING KNUCKLE AXLE

PINO MANGA EIXO - 28,65 X 181,5 (STD)
022129



814/815 05/1996 A 09/2002 /

BF5X3115A010 STEERING KNUCKLE AXLE

PINO MANGA EIXO - 28,75 X 181,5 (0,10)
022154



814/815(96/...)/

BF5X3115A020 STEERING KNUCKLE AXLE

PINO MANGA EIXO - 28,85 X 181,5 (0,20)
022150



814/815(96/...)/

2.51 PINO

PIN

BF5X3115A030 STEERING KNUCKLE AXLE

PINO MANGA EIXO - 28,95 X 181,5 (0,30)
022158



814 /

BF6X7235AA AXLE LOCK SPRING PIN

JOGO PINOS MOLAS TRAVA EIXO
020494
BH1X7K234AA
BF6X7234AA



815 / 915 / 814/815(96/...) / 815E / 815S / 815
MULTIUSO / 915 MULTIUSO /

BF8T7E218A GEARBOX PIN CUP

PINO COPO CX. CAMBIO
020131



F350 C/SIMPLES / F4000 4X2 CUMMINS ELET 2.
8L 152CV TC DSL / F4000 4X4 CUMMINS ELET.

BG1T7B096B PIN

PINO ELASTICO GARFO CX. CAMBIO
020683



815 / 1415CUM / 1317 / 1417 / 1215CUM /
F14000HD / F12000L / F12000 / F14000 / F4000

BG6X7235BA PIN CUP

PINO COPO CX. CAMBIO
020133



915 / 815E / 712 / 815S / 815 MULTIUSO / 915
MULTIUSO /

D5HA3115BA STEERING KNUCKLE AXLE

PINO MANGA EIXO SIFCO - 45,55 X 264,0 (STD)
021922
D5HA3115BA



1415CUM / 1317 / 1215CUM / 1717 / 1721 / 1421 /
1521 / 1617 / 2421 / 1722 / 1731 / 2622 / 2626 /

D5HA3115BA 10 STEERING KNUCKLE AXLE

PINO MANGA EIXO SIFCO - 45,65 X 264,5 (0,10)
022079



1415CUM / 1317 / 1215CUM / 1717 / 1721 / 1421 /
1521 / 1617 / 2421 / 1722 / 1731 / 2622 / 2626 /

D5HA3115BA 20 STEERING KNUCKLE AXLE


PINO MANGA EIXO SIFCO - 45,75 X 264,5 (0,20)
022077



4432E 4X2 / 2628E 6X4 / 2428 6X2 / 2422 6X2 /
2628 6X4 / 3132 6X4 / 1717 4X2 / 1317E 4X2 /

D5HA3115BA 30 STEERING KNUCKLE AXLE

PINO MANGA EIXO SIFCO - 45,85 X 264,5 (0,30)
021990



1415CUM / 1317 / 1215CUM / 1717 / 1721 / 1421 /
1521 / 1617 / 2421 / 1722 / 1731 / 2622 / 2626 /

T11407687 STEERING KNUCKLE AXLE

PINO MANGA EIXO MERITOR - 40,80 X 233,0
010346



1215CUM / 1217 CUMMINS / 1316 CHILE / 1317

T11407687 10 STEERING KNUCKLE AXLE

PINO MANGA EIXO MERITOR - 40,90 X 233,0 (0,
019356

imagem
indisponível

1215CUM / 1217 CUMMINS / 1316 CHILE / 1317

T11407687 20 STEERING KNUCKLE AXLE

PINO MANGA EIXO MERITOR - 41,00 X 233,0 (0,
019357



1317 / 1215CUM / 1217 CUMMINS / 1316 CHILE

T11407687 30 STEERING KNUCKLE AXLE

PINO MANGA EIXO MERITOR - 41,10 X 233,0 (0,
019358



1317 / 1215CUM / 1217 CUMMINS / 1316 CHILE

TAA7522A PIN

PINO ESFERICO GARFO EMBREAGEM
022316



815 / F14000HD / 915 / 814/815(96/...) / 815E /
712 / 815S / F4000 4BT CUMMINS TURBO 4BT /

TJG407687 STEERING KNUCKLE AXLE

PINO MANGA EIXO BRAS - 45,55 X 256,5 (STD)
022199



1415CUM / 1215CUM / 1617 / 1722 / 1731 / 1630 /
1622 / 1422 / 3224 / 3530 / 1217 CUMMINS / 1417

TJG407687010 STEERING KNUCKLE AXLE

PINO MANGA EIXO BRAS - 45,65 X 256,5 (0,10)
021985



1415CUM / 1215CUM / 1617 / 1722 / 1731 / 1630 /
1622 / 1422 / 3224 / 3530 / 1217 CUMMINS / 1417

TJG407687020 STEERING KNUCKLE AXLE

PINO MANGA EIXO BRAS - 45,75 X 256,5 (0,20)
022141



1415CUM / 1215CUM / 1617 / 1722 / 1731 / 1630 /
1622 / 1422 / 3224 / 3530 / 1217 CUMMINS / 1417

TJG407687030 STEERING KNUCKLE AXLE

PINO MANGA EIXO SIFCO - 45,85 X 256,5 (0,30)
022018



1415CUM / 1215CUM / 1617 / 1722 / 1731 / 1630 /
1622 / 1422 / 3224 / 3530 / 1217 CUMMINS / 1417

2.52 PISTAO PISTON

TJG311733 TRANSMISSION BRAKE

PISTAO FREIO TRANSMISSAO
005109



1731 / 2622 / 2626 / 2631 / 4031 / 2422 / 4331 /
1630 / 2425 / 4030 / 2630 / 5031 / 2831 / 4432E

2.53 POLIA PULLEY

BF6T10344B FAN BELT PULLEY

POLIA ESTIC. CORREIA
022144



815 / 1415CUM / 1417 / 1215CUM / F14000HD /
F12000L / 1717 / 1421 / 1617 / 1722 / 1731 / 2622

BF8T8W600A CRANK SHAFT PULLEY

POLIA VIRABREQUM
014035



F350 C/SIMPLES / F4000 4X2 CUMMINS
MECANICO TDB 4CIL. / F350 C/DUPLA

BG5X2884AA

POLIA ESTIC. CORREIA
023582



815E / 816 / 1317E 4X2 / 1517E 4X2 / 1717E 4X2
/ 2628E 6X4 / 2422E 6X2 / 2428E 6X2 / 1722E

BH0X6312AA

POLIA VIRABREQUM
024214
BG5X6312AA
BG5X6312FA



2.54 PORCA NUT

2RP511199 NUT DEGREE 5 CLASS 2B

PORCA SEXTAVADA GRAU 5 CLASSE 2B
004371



B1618 ONIBUS / B1621 ONIBUS

2RR399181 NUT

PORCA HASTE ROSCA ESQ. CX CAMBIO
018032



1731 / 2622 / 2626 / 2631 / 4031 / 2422 / 4331 /
1630 / 2425 / 4030 / 2630 / 5031 / 2831 / 4432E

BF0X70057 NUT

PORCA HASTE ROSCA DIR. CX CAMBIO
020172
BF0X70093



1731 / 2622 / 2626 / 2631 / 4031 / 2422 / 4331 /
1630 / 2425 / 4030 / 2630 / 5031 / 2831 / 4432E

BF0X70098 NUT

PORCA HASTE ROSCA ESQ. CX CAMBIO
020199



1731 / 2622 / 2626 / 2631 / 4031 / 2422 / 4331 /
1630 / 2425 / 4030 / 2630 / 5031 / 2831 / 4432E

BF1X4067A NUT

PORCA CAIXA SATELITE L.D.
020294



B1618 ONIBUS / B1621 ONIBUS / 2322 / 3530 /
1622 / 1722 / 1630 / 1731 /

BF5X3A105A FRONT WHEEL CASTLE

PORCA CASTELO RODA DIANTEIRA
020192



815 / 915 / 814/815(96/...) / 815E / 816 / 712 /
815S /

BF8T6E209A TURBINE STUD NUT

PORCA PRISIONEIRO TURBINA
021636



815 / 1415CUM / 1317 / 1417 / 1215CUM / 1717 /
1421 / 1521 / 1617 / 2421 / 1722 / 1731 / 2622 /

BH1X33799AA COMPRESSOR FIXATION

PORCA FIX. COMPR. CLASSE 8 M12 X 1.75
021617



1617 / 1722 / 2622 / 2422 / 1622 / 3530 / 2322 /

E826238S100 NUT

PORCA SEXT. LINHA METR. CLASSE 8
022313



UNIVERSAL TODOS VEICULOS /

N0110042 NUT 13

PORCA SEXTAVADA LINHA METRICA DIN 13
022302



UNIVERSAL TODOS VEICULOS /

N6200481S36 NUT

PORCA SEXT. LINHA METRICA CLASSE 8
022336



F14000HD / F12000L / F12000 /

NF033848AB NUT DEGREE 5 CLASS 2B

PORCA SEXTAVADA GRAU 5 CLASSE 2B
022516



815 / 1415CUM / 1417 / 1215CUM / F14000HD /
F12000L / F12000 / F4000 MVM 4.3L TURBO /

2.54 PORCA

NUT

NF386478AA LOCK NUT

PORCA SEXT. 1/4"
007644
386478S



CARGO 12T A 40T / CARGO 12T A 23T / CARGO 12T A 14T

NU801755S2 NUT

PORCA SEXT. A. TRAVANTE ZINCADA
022281



UNIVERSAL TODOS VEICULOS /

T11407759 NUT 5/8X18 UNF

PORCA PO 5/8X18 UNF
020265
TG5525869



TAP915415 WING NUT

PORCA BORBOLETA
023243



/ 814/815(96/...) / 1419 / 1215 FNH / 1622 / 1722 / 1617 / 1621 BR / 1721 BR / 1421

TE3607473 NUT ZH CLASS 2B

PORCA SEXTAVADA ZH CLASSE 2B
004375



815 / 1415CUM / 1317 / 1417 / 1215CUM / F14000HD / F12000L / 1521 / 1617 / 1722 / 1731 /

TJG399181A NUT

PORCA HASTE ROSCA DIR. CX CAMBIO
018031
BFOX70093



1731 / 2622 / 2626 / 2631 / 4031 / 2422 / 4331 / 1630 / 2425 / 4030 / 2630 / 5031 / 2831 / 4432E

TN000044X1 LOCK NUT

PORCA SEXT. ROSCA UNF 7/16-20 FIOS
022319
386180S2



UNIVERSAL TODOS VEICULOS /

TN000128X1 NUT

PORCA SEXT. TORQUE ZINCADA
022323
55718S2



UNIVERSAL TODOS VEICULOS /

TN000223X1 LOCK NUT

PORCA SEXT. 1/4"
022294
386478S



UNIVERSAL TODOS VEICULOS /

TN000270X1 NUT

PORCA SEXTAVADA DE TORQUE ZINCADA
022515
NF033848B



UNIVERSAL TODOS VEICULOS /

TN000271X1 NUT DEGREE 8 CLASS 2B

PORCA SEXTAVADA GRAU 8 CLASSE 2B
022274
33850S2



UNIVERSAL TODOS VEICULOS /

U801630S2 SCREW NUT "V" SUSP. 6X4

PORCA PARAF. TIRANTE "V" SUSP.6X4
020319



2622 / 2626 / 2631 / 2422 / 2425 / 2630 / 5031 / 2831 / 2628E 6X4 / 2632E 6X4 / 5032E 6X4 /

2.55 PORTA-OBJETO

OBJECT HOLDER

85HBE23862AB STORAGE COMPARTMENT

PORTA OBJETOS PORTA L.D.
011958
85HBE23862AB
YSC



815 / 1317 / 1417 / 1717 / 1721 / 1421 / 1521 / 1722 / 1731 / 2622 / 2626 / 2631 / 4031 / 3222 /

TJG867118 STORAGE COMPARTMENT

PORTA OBJETOS PORTA L.D.
022354
85HBE23862AB
YSC



815 / 1415CUM / 1417 / 1215CUM / 1717 / 1721 / 1421 / 1521 / 1621 / 1617 / 2421 / 1722 / 1731 /

2.56 PRESILHA

CLAMP

TN000732X1 CLAMP

PRESILHA FIX. PAINEL INSTR.
022315
E466025S



815 / 1415CUM / 1417 / 1215CUM / F14000HD / F12000L / F12000 / F4000 MWM 4.3L TURBO /

2.57 PRISIONEIRO DE ACO STEEL STUD

BF8T390859A STUD M10 X 1,5 X 42

PRISIONEIRO ACO TURBINA
021625



814/815(96/...)/ 815 / 915 / 815S / 712 / 2628E
6X4 / 2422E 6X2 / 2428E 6X2 / 1722E 4X2 /

DOTU372430S BOLT WHEEL HUB REAR

PRIS. CUBO RODA TRASEIRA
020262
BDOT372430S
BDOT372430S



1317E 4X2 / 1215 FNH / 1215CUM / 1217
CUMMINS / 1316 CHILE / 1317 / F12000 /

WE5H1018STD EXHAUST MANIF. STUD - 10

PRIS. COLETOR ESCAPE - 10MM X 57MM
021631



F12000 MWM 229 / F14000HD MWM 229 /
F12000L MWM 229 /

2.58 PROTETOR PROTECTOR

1C4513B175AB HEADLIGHT SHIELD R.H.

PROTETOR FAROL L.D.
015926



815 / 1317 / 1717 / 1722 / 2622 / 2626 / 2631 /
3222 / 2425 / 2630 / 915 / 815E / 5031 / 2831 /

2.59 REPARO MANGA DE EIXO KING PIN REPAIR KIT

1C453111A KING PIN KIT =SIFCO= 33,

REP. MANGA CPL. P/1LD.=SIFCO= 33,00X169,3
022097



815 / 915 / 815E / 816 / 712 / 815S / 815
MULTIUSO / 814/815 11/2000=09/2002 /

1C453111A 10 KING PIN KIT =SIFCO= 33,

REP. MANGA CPL. P/1LD.=SIFCO= 33,10X169,3
022061



815 / 915 / 815E / 816 / 712 / 815S / 815
MULTIUSO / 814/815 11/2000=09/2002 /

1C453111A 20 KING PIN KIT =SIFCO= 33,

REP. MANGA CPL. P/1LD.=SIFCO= 33,20X169,3
021595



815 / 915 / 815E / 816 / 712 / 815S / 815
MULTIUSO / 814/815 11/2000=09/2002 /

1C453111A 30 KING PIN KIT =SIFCO= 33,

REP. MANGA CPL. P/1LD.=SIFCO= 33,30X169,3
022038



815 / 915 / 815E / 816 / 712 / 815S / 815
MULTIUSO / 814/815 11/2000=09/2002 /

1C453111A 40 KING PIN KIT =SIFCO= 33,

REP. MANGA CPL. P/1LD.=SIFCO= 33,40X169,3
022040



815 / 915 / 815E / 816 / 712 / 815S / 815
MULTIUSO / 814/815 11/2000=09/2002 /

1C453111ACH 0 KING PIN KIT =SIFCO= 33,

REP. MANGA CPL. P/1LD.=SIFCO= 33,00=STD=
022046



815 / 915 / 815E / 816 / 712 / 815S / 815
MULTIUSO / 814/815 11/2000=09/2002 /

1C453111ACH 10 KING PIN KIT =SIFCO= 33,

REP. MANGA CPL. P/1LD.=SIFCO= 33,10=0,10=
022100



815 / 915 / 815E / 816 / 712 / 815S / 815
MULTIUSO / 814/815 11/2000=09/2002 /

1C453111ACH 20 KING PIN KIT =SIFCO= 33,

REP. MANGA CPL. P/1LD.=SIFCO= 33,20=0,20=
022071



815 / 915 / 815E / 816 / 712 / 815S / 815
MULTIUSO / 814/815 11/2000=09/2002 /

1C453111ACH 30 KING PIN KIT =SIFCO= 33,

REP. MANGA CPL. P/1LD.=SIFCO= 33,30=0,30=
022076



815 / 915 / 815E / 816 / 712 / 815S / 815
MULTIUSO / 814/815 11/2000=09/2002 /

1C453111ACH 40 KING PIN KIT =SIFCO= 33,

REP. MANGA CPL. P/1LD.=SIFCO= 33,40=0,40=
022062



815 / 915 / 815E / 816 / 712 / 815S / 815
MULTIUSO / 814/815 11/2000=09/2002 /

2R0498629G 0 KING PIN KIT =SIFCO= 33,

REP. MANGA CPL. P/1LD.=SIFCO= 33,00X169,3
024044



1119 FORD CARGO
























2R0498629G 20 KING PIN KIT =SIFCO= 33,

REP. MANGA CPL. P/1LD.=SIFCO= 33,20X169,3
024046



















1119 FORD CARGO

2.59 REPARO MANGA DE EIXO KING PIN REPAIR KIT

<p>2R0498629G 30 KING PIN KIT =SIFCO= 33, REP. MANGA CPL. P/1LD.=SIFCO= 33,30X169,3 024047</p>  <p>1119 FORD CARGO</p>	<p>2R0498629G 40 KING PIN KIT =SIFCO= 33, REP. MANGA CPL. P/1LD.=SIFCO= 33,40X169,3 024048</p>  <p>1119 FORD CARGO</p>	<p>2R0498629GCH 0 KING PIN KIT =SIFCO= 33, REP. MANGA CPL. P/1LD.=SIFCO= 33,00X169,3 024141</p>  <p>1119 FORD CARGO</p>	<p>2R0498629GCH 10 KING PIN KIT =SIFCO= 33, REP. MANGA CPL. P/1LD.=SIFCO= 33,10X169,3 024142</p>  <p>1119 FORD CARGO</p>
<p>2R0498629GCH 20 KING PIN KIT =SIFCO= 33, REP. MANGA CPL. P/1LD.=SIFCO= 33,20X169,3 024143</p>  <p>1119 FORD CARGO</p>	<p>2R0498629GCH 30 KING PIN KIT =SIFCO= 33, REP. MANGA CPL. P/1LD.=SIFCO= 33,30X169,3 024144</p>  <p>1119 FORD CARGO</p>	<p>2R0498629GCH 40 KING PIN KIT =SIFCO= 33, REP. MANGA CPL. P/1LD.=SIFCO= 33,40X169,3 024145</p>  <p>1119 FORD CARGO</p>	<p>2VC498629 10 KING PIN KIT =MERITOR= REP. MANGA CPL. P/1LD.=MERITOR= 31,45MM 017695 BD2T3111 10</p>  <p>815 / 814</p>
<p>2VC498629 20 KING PIN KIT =MERITOR= REP. MANGA CPL. P/1LD.=MERITOR= 31,55MM 017696</p>  <p>815 / 814</p>	<p>2VC498629 30 KING PIN KIT =MERITOR= REP. MANGA CPL. P/1LD.=MERITOR= 31,65MM 017697</p>  <p>815 / 814</p>	<p>2VC498629CH 0 KING PIN KIT =MERITOR= REP. MANGA CPL. P/1LD.=MERITOR= 31,35MM 019866</p>  <p>815 / 814</p>	<p>2VC498629CH 10 KING PIN KIT =MERITOR= REP. MANGA CPL. P/1LD.=MERITOR= 31,45MM 019867</p>  <p>815 / 814</p>
<p>2VC498629CH 20 KING PIN KIT =MERITOR= REP. MANGA CPL. P/1LD.=MERITOR= 31,55MM 019868</p>  <p>815 / 814</p>	<p>2VC498629CH 30 KING PIN KIT =MERITOR= REP. MANGA CPL. P/1LD.=MERITOR= 31,65MM 019869</p>  <p>815 / 814</p>	<p>6007099062001 20 KING PIN KIT 28,85X181,5 = REP. MANGA CPL. P/1LD.=BRAS= 28,85X181,5 021355</p>  <p>F4000 4BT CUMMINS TURBO 4BT / F4000 MWM 229 / F4000 MWM 4.3L TURBO / F4000 MWM NA /</p>	<p>6007099068008 KING PIN KIT =MERITOR= REP. MANGA CPL. P/1LD.=MERITOR= 31,35MM 021320</p>  <p>F13000 / F11000 / F600/F13000 APOS 1972 ATE 1992</p>
<p>6007099068008 10 KING PIN KIT =MERITOR= REP. MANGA CPL. P/1LD.=MERITOR= 31,45MM 021343 BD2T3111 10</p>  <p>F13000 / F11000 / F600/F13000 APOS 1972 ATE 1992</p>	<p>6007099068008 20 KING PIN KIT =MERITOR= REP. MANGA CPL. P/1LD.=MERITOR= 31,55MM 024240</p>  <p>F13000 / F11000 / F600/F13000 APOS 1972 ATE 1992</p>	<p>6007099068008 30 KING PIN KIT =MERITOR= REP. MANGA CPL. P/1LD.=MERITOR= 31,65MM 024241</p>  <p>F13000 / F11000 / F600/F13000 APOS 1972 ATE 1992</p>	<p>BD2T3111A KING PIN KINT MERITOR 31, REP. MANGA CPL. P/1LDS.=MERITOR= 31, 020071</p>  <p>F600/F13000 APOS 1972 ATE 1992 /</p>
<p>BD2T3111A 10 KING PIN KIT =MERITOR= REP. MANGA CPL. P/1LD.=MERITOR= 31,45MM 022614 BD2T3111 10</p>  <p>F600/F13000 APOS 1972 ATE 1992 /</p>	<p>BD2T3111A 20 KING PIN KIT =MERITOR= REP. MANGA CPL. P/1LD.=MERITOR= 31,55MM 021342</p>  <p>F600/F13000 APOS 1972 ATE 1992 /</p>	<p>BD2T3111A 30 KING PIN KIT =MERITOR= REP. MANGA CPL. P/1LD.=MERITOR= 31,65MM 021354</p>  <p>F600/F13000 APOS 1972 ATE 1992 /</p>	<p>BD2T3111ACH KING PIN REPAIR RIT REP. MANGA CPL. P/1LD.=MERITOR= 31,35MM 024665</p> 

2.59 REPARO MANGA DE EIXO

KING PIN REPAIR KIT

<p>BD2T3111ACH 10 KING PIN REP. KIT</p> <p>REP. MANGA CPL. P/1LD.=MERITOR= 31,45MM 024667</p> 	<p>BD2T3111ACH 20</p> <p>REP. MANGA CPL. P/1LD.=MERITOR= 31,55MM 024663</p> 	<p>BD2T3111ACH 30</p> <p>REP. MANGA CPL. P/1LD.=MERITOR= 31,65MM 024666</p> 	<p>BE9H3111A 0 AXLE REPAIR KIT</p> <p>REP. MANGA CPL. P/1LD.=MERITOR= 40,80MM 022001 BF5X3111B 0</p>  <p>1317 / 1215CUM / F14000HD / 1217 CUMMINS / 1316 CHILE / 1215 FNH / 1316 /</p>
<p>BE9H3111A 10 AXLE REPAIR KIT</p> <p>REP. MANGA CPL. P/1LD.=MERITOR= 40,90MM 022035 BF5X3111B 10</p>  <p>1317 / 1215CUM / F14000HD / 1217 CUMMINS / 1316 CHILE / 1215 FNH / 1316 /</p>	<p>BE9H3111A 20 AXLE REPAIR KIT</p> <p>REP. MANGA CPL. P/1LD.=MERITOR= 41,00MM 021970 BF5X3111B 20</p>  <p>1317 / 1215CUM / F14000HD / 1217 CUMMINS / 1316 CHILE / 1215 FNH / 1316 /</p>	<p>BE9H3111A 30 AXLE REPAIR KIT</p> <p>REP. MANGA CPL. P/1LD.=MERITOR= 41,10MM 022168 BF5X3111B 30</p>  <p>1317 / 1215CUM / F14000HD / 1217 CUMMINS / 1316 CHILE / 1215 FNH / 1316 /</p>	<p>BE9H3111ACH 0 KING PIN KIT =MERITOR=</p> <p>REP. MANGA CPL. P/1LD.=MERITOR= 40, 023757</p>  <p>1317 / 1215CUM / F14000HD / 1217 CUMMINS / 1316 CHILE / 1215 FNH / 1316 /</p>
<p>BE9H3111ACH 10 KING PIN KIT =MERITOR=</p> <p>REP. MANGA CPL. P/1LD.=MERITOR= 40, 023748</p>  <p>1317 / 1215CUM / F14000HD / 1217 CUMMINS / 1316 CHILE / 1215 FNH / 1316 /</p>	<p>BE9H3111ACH 20 KING PIN KIT =MERITOR=</p> <p>REP. MANGA CPL. P/1LD.=MERITOR= 41,00MM 023692 BF5X3111BCH 20</p>  <p>1317 / 1215CUM / F14000HD / 1217 CUMMINS / 1316 CHILE / 1215 FNH / 1316 /</p>	<p>BE9H3111ACH 30 KING PIN KIT =MERITOR=</p> <p>REP. MANGA CPL. P/1LD.=MERITOR= 41, 023740</p>  <p>1317 / 1215CUM / F14000HD / 1217 CUMMINS / 1316 CHILE / 1215 FNH / 1316 /</p>	<p>BE9H3111B KING PIN KIT 45,55X256,5 =</p> <p>REP. MANGA CPL. P/1LD.=BRAS= 45,55X256,5 021327</p>  <p>1630 / 1622 / 1621 BR / 1621 / 1617 CARGO 23/ 01/91 A 05/11/2000 /</p>
<p>BE9H3111B 10 KING PIN KIT 45,65X256,5 =</p> <p>REP. MANGA CPL. P/1LD.=BRAS= 45,65X256,5 021316</p>  <p>1630 / 1622 / 1621 BR / 1621 / 1617 CARGO 23/ 01/91 A 05/11/2000 /</p>	<p>BE9H3111B 20 KING PIN KIT 45,75X256,5 =</p> <p>REP. MANGA CPL. P/1LD.=BRAS= 45,75X256,5 021308</p>  <p>1630 / 1622 / 1621 BR / 1621 / 1617 CARGO 23/ 01/91 A 05/11/2000 /</p>	<p>BE9H3111B 30 KING PIN KIT 45,85X256,5 =</p> <p>REP. MANGA CPL. P/1LD.=BRAS= 45,85X256,5 021330</p>  <p>1630 / 1622 / 1621 BR / 1621 / 1617 CARGO 23/ 01/91 A 05/11/2000 /</p>	<p>BE9H3111BCH KING PIN KIT 45,55X256,5 =</p> <p>REP. MANGA CPL. P/1LD.=BRAS= 45,55X256,5 022473</p>  <p>1630 / 1622 / 1621 BR / 1621 / 1617 CARGO 23/ 01/91 A 05/11/2000 /</p>
<p>BE9H3111BCH 10 KING PIN KIT 45,65X256,5 =</p> <p>REP. MANGA CPL. P/1LD.=BRAS= 45,65X256,5 022472</p>  <p>1630 / 1622 / 1621 BR / 1621 / 1617 CARGO 23/ 01/91 A 05/11/2000 /</p>	<p>BE9H3111BCH 20 KING PIN KIT 45,75X256,5 =</p> <p>REP. MANGA CPL. P/1LD.=BRAS= 45,75X256,5 022475</p>  <p>1630 / 1622 / 1621 BR / 1621 / 1617 CARGO 23/ 01/91 A 05/11/2000 /</p>	<p>BE9H3111BCH 30 KING PIN KIT 45,85X256,5 =</p> <p>REP. MANGA CPL. P/1LD.=BRAS= 45,85X256,5 022474</p>  <p>/ 1621 / 1630 / 1622 / 1621 BR / 1617 CARGO 23/ 01/91 A 05/11/2000 /</p>	<p>BF5T3111E KING PIN KIT 28,65X181,5 =</p> <p>REP. MANGA CPL. P/1LD.=BRAS= 28,65X181,5 021312</p>  <p>F4000 4BT CUMMINS TURBO 4BT / F4000 MWM 229 / F4000 MWM 4.3L TURBO / F4000 MWM NA /</p>
<p>BF5T3111E 10 KING PIN KIT 28,75X181,5 =</p> <p>REP. MANGA CPL. P/1LD.=BRAS= 28,75X181,5 021362</p>  <p>F4000 4BT CUMMINS TURBO 4BT / F4000 MWM 229 / F4000 MWM 4.3L TURBO / F4000 MWM NA /</p>	<p>BF5T3111E 30 KING PIN KIT 28,95X181,5 =</p> <p>REP. MANGA CPL. P/1LD.=BRAS= 28,95X181,5 021368</p>  <p>F4000 4BT CUMMINS TURBO 4BT / F4000 MWM 229 / F4000 MWM 4.3L TURBO / F4000 MWM NA /</p>	<p>BF5T3111ECH KING PIN KIT 28,65X181,5 =</p> <p>REP. MANGA CPL. P/1LD.=BRAS= 28,65X181,5 021373</p>  <p>F4000 4BT CUMMINS TURBO 4BT / F4000 MWM 229 / F4000 MWM 4.3L TURBO / F4000 MWM NA /</p>	<p>BF5T3111ECH 10 KING PIN KIT 28,75X181,5 =</p> <p>REP. MANGA CPL. P/1LD.=BRAS= 28,75X181,5 021383</p>  <p>F4000 4BT CUMMINS TURBO 4BT / F4000 MWM 229 / F4000 MWM 4.3L TURBO / F4000 MWM NA /</p>



2.59 REPARO MANGA DE EIXO

KING PIN REPAIR KIT

BF5T3111ECH 20 KING PIN KIT 28,85X181,5 =

REP. MANGA CPL. P/1LD.=BRAS= 28,85X181,5
021446



F4000 4BT CUMMINS TURBO 4BT / F4000 MWM
229 / F4000 MWM 4.3L TURBO / F4000 MWM NA /

BF5T3111ECH 30 KING PIN KIT 28,95X181,5 =

REP. MANGA CPL. P/1LD.=BRAS= 28,95X181,5
021380



F4000 4BT CUMMINS TURBO 4BT / F4000 MWM
229 / F4000 MWM 4.3L TURBO / F4000 MWM NA /

BF5X3111 KING PIN KIT SIFCO 2 SIDES

REP. MANGA CPL. P/1LD.=SIFCO=45,55X264,5
021415
BF5X3111L
BF5X3111G



1415CUM / 1317 / 1215CUM / 1717 / 1721 / 1421 /
1521 / 1617 / 2421 / 1722 / 1731 / 2622 / 2626 /

BF5X3111 10 KING PIN KIT COMPLETE

REP. MANGA CPL. P/1LD.=SIFCO=45,65X264,5
021433
BF5X3111G 10



1415CUM / 1317 / 1215CUM / 1717 / 1721 / 1421 /
1521 / 1617 / 2421 / 1722 / 1731 / 2622 / 2626 /

BF5X3111 20 KING PIN KIT COMPLETE

REP. MANGA CPL. P/1LD.=SIFCO=45,75X264,5
021435
BF5X3111G 20



1415CUM / 1317 / 1215CUM / 1717 / 1721 / 1421 /
1521 / 1617 / 2421 / 1722 / 1731 / 2622 / 2626 /

BF5X3111 30 KING PIN KIT COMPLETE

REP. MANGA CPL. P/1LD.=SIFCO=45,85X264,5
021428
BF5X3111G 30



1415CUM / 1317 / 1215CUM / 1717 / 1721 / 1421 /
1521 / 1617 / 2421 / 1722 / 1731 / 2622 / 2626 /

BF5X3111GCH 0 KING PIN KIT SIFCO 2 SIDES

REP. MANGA CPL. P/1LD.=SIFCO=45,55X264,5
022213
BF5X3111CH 0
BF5X3111LCH 0



1317 / 1215CUM / 1717 / 1617 / 2421 / 1722 /
1731 / 2622 / 2626 / 2631 / 4031 / 2422 / 4331 /

BF5X3111GCH 10 KING PIN KIT COMPLETE

REP. MANGA CPL. P/1LD.=SIFCO=45,65X264,5
022208
BF5X3111CH 10
BF5X3111LCH
10



1317 / 1215CUM / 1717 / 1617 / 2421 / 1722 /
1731 / 2622 / 2626 / 2631 / 4031 / 2422 / 4331 /

BF5X3111GCH 20 KING PIN KIT COMPLETE

REP. MANGA CPL. P/1LD.=SIFCO=45,75X264,5
022211
BF5X3111CH 20
BF5X3111LCH
20



1317 / 1215CUM / 1717 / 1617 / 2421 / 1722 /
1731 / 2622 / 2626 / 2631 / 4031 / 2422 / 4331 /

BF5X3111GCH 30 KING PIN KIT COMPLETE

REP. MANGA CPL. P/1LD.=SIFCO=45,85X264,5
021954
BF5X3111LCH
30
BF5X3111CH 30



1317 / 1215CUM / 1717 / 1617 / 2421 / 1722 /
1731 / 2622 / 2626 / 2631 / 4031 / 2422 / 4331 /

T06498629 KING PIN KIT 28,65X181,5 =

REP. MANGA CPL. P/1LD.=BRAS= 28,65X181,5
007857



814/815 05/1996=11/2000

T06498629 10 KING PIN KIT 28,75X181,5 =

REP. MANGA CPL. P/1LD.=BRAS= 28,75X181,5
017698



814/815 05/1996=11/2000

T06498629 20 KING PIN KIT 28,85X181,5 =

REP. MANGA CPL. P/1LD.=BRAS= 28,85X181,5
017699



814/815 05/1996=11/2000

T06498629 30 KING PIN KIT 28,95X181,5 =

REP. MANGA CPL. P/1LD.=BRAS= 28,95X181,5
017700



814/815 05/1996=11/2000

T16498629BCH 0 KING PIN KIT 45,55X256,5 =

REP. MANGA CPL. P/1LD.=BRAS= 45,55X256,5
023344



1415CUM / 1617 / 1722 / 2622 / 2422 / 1622 /
1422 / 3224 / 4432E 4X2 / 2628E 6X4 / 3530 /

T16498629BCH 10 KING PIN KIT 45,65X256,5 =

REP. MANGA CPL. P/1LD.=BRAS= 45,65X256,5
023345



1415CUM / 1617 / 1722 / 2622 / 2422 / 1622 /
1422 / 3224 / 4432E 4X2 / 2628E 6X4 / 3530 /

T16498629BCH 20 KING PIN KIT 45,75X256,5 =

REP. MANGA CPL. P/1LD.=BRAS= 45,75X256,5
023346



1415CUM / 1617 / 1722 / 2622 / 2422 / 1622 /
1422 / 3224 / 4432E 4X2 / 2628E 6X4 / 3530 /

T16498629BCH 30 KING PIN KIT 45,85X256,5 =

REP. MANGA CPL. P/1LD.=BRAS= 45,85X256,5
023347



1415CUM / 1617 / 1722 / 2622 / 2422 / 1622 /
1422 / 3224 / 4432E 4X2 / 2628E 6X4 / 3530 /

2.60 REPAROS DIVERSOS REPAIR KIT

85HU4228B4230B DIFFER. WASHER KIT

JOGO ARRUELAS DIFERENCIAL
020745



1215CUM / 1717 / 1617 / 2421 / 1722 / 2422 /
3222 / 1622 / 1422 / 2322 / 3224 / 1113 / 1723

2.61 RESERVATORIO CONTAINERS

0081172032

RESERV. OLEO DIR. HIDRAULICA 113
025457



815 / 1317 / 1417 / F14000HD / F12000L / 1717 /
1721 / 1421 / 1521 / 1722 / 1731 / 2631 / 915 /

XC453531AA HIDRAULIC OIL CONTAINER

RESERV. OLEO HIDRAULICO
021645



815 / 1317 / 1417 / F14000HD / F12000L / 1717 /
1721 / 1421 / 1521 / 1722 / 1731 / 2631 / 915 /

2.62 RETENTOR RETAINER

2R0311189 RETAINER

RETENTOR MORINGA CAMBIO ZF
018432



F350 C/SIMPLES / F4000 4X2 CUMMINS ELET 2.
8L 152CV TC DSL / F4000 4X4 CUMMINS ELET.

3001607 STEERING KNUCKLE AXLE

RETENTOR MORINGA
023217



B1618 ONIBUS / B1621 ONIBUS / 1419 / 1617 /
2322 / 1622 / 1722 / 1422 / 3224 / F12000 /

4300121 STEERING KNUCKLE AXLE

RETENTOR MORINGA
023230



F12000 / F14000 / 1617 / 1722 / 1622 / 1422 /
F16000 / 1419 / 2322 / 3224 / B1618 ONIBUS /

0734319609 RETAINER GEAR FLANGE

RETENTOR FLANGE CAMBIO
023196
BF8T4813A



F4000 4X4 CUMMINS ELET.2.8L 152CV TC DSL /
F350 C/SIMPLES / F350 C/DUPLA

83TU1175A REAR WHEEL RETAINER

RETENTOR CUBO RODA TRASEIRA
020327



/ 815 / F4000 MWM 4.3L TURBO / F4000 4BT
CUMMINS TURBO 4BT / 815S / 915 / 814/815(96).

85HU4813A REAR FLANGE RETAINER

RETENTOR FLANGE TRAS. CX. 350V CARGO
020442



CARGO 1114 / CARGO 1117 / CARGO 1314 /
CARGO 1317 / CARGO 1313 / CARGO 1113 /

87HU4676AA PINION RETAINER

RETENTOR PINHAO
019920



1415CUM / 1417 / 1215CUM / F14000HD /
F12000L / F12000 / F14000 / 1421 / 1521 / 1517 /

BE2Y4676A DIF. PINION RETAINER

RETENTOR PINHAO DIFERENCIAL
020299
84TU4676A



F4000 MWM NA /

BF0X3125AA RETAINER KING PIN

RETENTOR MANGA EIXO
022187



814/815(96/...)/

BF1X5874A CENTRAL BUSHING

RETENTOR BUCHA CENTRAL
021513



2622 / 2626 / 2422 / 2425 /

BF5X4676A AXLE EXIT RETAINER - 1

RET. EIXO SAIDA - 1§ DIFERENCIAL
022517
BG5X4676BA
BF0X4676BA



2622 / 2626 / 2631 / 2422 / 2425 / 2630 / 5031 /
2831 / 2628E 6X4 / 2622E 6X4 / 2632E 6X4 /

BF6T4676AA PINION RETAINER

RETENTOR PINHAO ALBARUS
020335
BF6X4676AA



814/815(96/...)/ 815 / 915 / 815S / F4000 4X2
CUMMINS ELET 2.8L 152CV TC DSL / F4000

2.62 RETENTOR

RETAINER

BF8T7064A RETAINER

RETENTOR MORINGA CAMBIO ZF
020191



F350 C/SIMPLES / F350 C/DUPLA / F4000 4X2
CUMMINS ELET 2.8L 152CV TC DSL / F4000 4X4

BF9T6701AA RETAINER

RETENTOR TRASEIRO VIRABREQUIM
022368
940788560014
03618982
WD5T2266023S
TD
WD8T1015STD



F250 C/DUPLA / F250 C/SIMPLES /

BFOX6701AA ENGINE FLYWHEEL

RETENTOR VOLANTE MOTOR CUMMINS
021657
4955566
4089342
BFOX6701AA
BF9X6701AA
BG6X6701AA
TRA103209



815 / 1415CUM / 1317 / 1417 / 1717 / 1721 / 1421
/ 1521 / 1617 / 2421 / 1722 / 1731 / 2622 / 2626 /

BG1X4676CA REAR WHEEL RETAINER

RETENTOR CUBO RODA TRASEIRA
020526
E1HT1775AA
E5HT1175DA
E5HT1175BA
E1H71175AA



1415CUM / 1317 / 1417 / 1215CUM / F14000HD /
F12000L / F12000 / F14000 / 1717 / 1721 / 1421 /

BG2X4813AA RETAINER

RETENTOR MORINGA CAMBIO CARGO
020484



2628E 6X4 / 2622E 6X4 / 2932E 6X4 / 5032E 6X4
/ 6332E 6X4 / 4432E 4X2 / 4532E/1832E / 2422 /

BG3X4813AA RETAINER

RETENTOR TRAS. CX. CAMBIO RT CARGO
020561



4331 / 5031 / 2831 / 4432E 4X2 / 5032E 6X4 /
4532E/1832E / 2932E 6X4 / 6332E 6X4 / 2629

BG3X7048BA STEERING KNUCKLE AXLE

RETENTOR MORINGA
020149



B1618 ONIBUS / B1621 ONIBUS / 1419 / 1617 /
2322 / 1622 / 1722 / 1422 / 3224 / F12000 /

BG4T7D049AA RETAINER

RETENTOR FLANGE CAMBIO CARGO
020458



1317E 4X2 / 1517E 4X2 / 1215CUM / 1217
CUMMINS / 1415CUM / 1417 CUMMINS / 1417 /

BG4X7D049BA RETAINER

RETENTOR FLANGE CAMBIO CARGO
020552



712 / 815E / 816 /

BG5X1010AA RETAINER

RETENTOR TAMPA DISTRIBUICAO
020915
BG5X1010AA



815E / 816 / 1722E 4X2 / 2628E 6X4 / 2622E 6X4
/ 2422E 6X2 / 2428E 6X2 / 1317E 4X2 / 1517E

BG5X4676AA ENTRANCE DIFFERENTIAL

RETENTOR EIXO ENTRADA DIFERENCIAL
020665
BF5X4676AA
BFOX4676AA
BFOX4676AA



2622 / 2626 / 2631 / 2422 / 2425 / 2630 / 5031 /
2831 / 2628E 6X4 / 2622E 6X4 / 2632E 6X4 /

BG6T4813A RETAINER GEAR FLANGE

RETENTOR FLANGE CAMBIO
020227
BF8T4813A



F350 C/SIMPLES / F4000 4X4 CUMMINS ELET.2.
8L 152CV TC DSL / F350 C/DUPLA /

E1HT1175AA REAR WHEEL RETAINER

RETENTOR CUBO RODA TRASEIRA
022520



1415CUM / 1317 / 1417 / 1215CUM / F14000HD /
1717 / 1721 / 1421 / 1521 / 1617 / 2421 / 1722 /

E5HT1175AA REAR WHEEL RETAINER

RETENTOR CUBO RODA TRASEIRA
020349



1317E 4X2 / 1215 FNH / 1215CUM / 1217
CUMMINS / 1316 CHILE / 1317 / F12000 /

E5HT3125BA RETAINER KING PIN

RETENTOR ROLAMENTO MANGA EIXO
021965



4432E 4X2 / 1317E / 1517E / 1717E 4X2 / 2628E
6X4 / 2422E 6X2 / 2428E 6X2 / 1722E 4X2 /

E6HZ7288A SELECTOR AXLE

RETENTOR EIXO SELETOR
020464
85HU7288A



815 / 1415CUM / 1317 / 1417 / 1215CUM / 1717 /
1721 / 1421 / 1617 / 2421 / 1722 / 2422 / 3222 /

T16407641A FRONT WHEEL RETAINER

RETENTOR RODA DIANTEIRA
021952
E5HT1190DA



1417 / 1717 / 1421 / 1521 / 1722 / 1731 / 2631 /
5031 / 4432E 4X2 / 1722E 4X2 / 2628E 6X4 /

WF0F6700A FRONT VIRABR. RETAINER

RETENTOR DIANT. VIRABR. MWMX10
021633
904960640784



B1618 ONIBUS / B1621 ONIBUS / F12000 /
F12000L / F14000HD / F4000 / F4000 MWM 4.3L

2.63 ROLAMENTO

ROLLER BEARING

2RD398043 BEARING GEAR SHAFT

ROLAMENTO EIXO INTERM. CAMBIO

017736
T2D312049



815 / 1415CUM / 1317 / 1417 / 1215CUM /
F14000HD / F12000L / 915 / 814/815(96/...) / 815E

2Z0105313 STEERING WHEEL ENGINE

ROLAMENTO VOLANTE MOTOR

007264



1415CUM / 1317 / 1417 / 1215CUM / F14000HD /
F12000L / 1721 / 1421 / 1521 / 1617 / 2421 / 1722

BF0X3123AA

ROLAMENTO MANGA EIXO

024595



BF5X3123A BEARING KING PIN VW

ROLAMENTO MANGA EIXO VW

022013



814/815(96/...)/

D1HA3123A2A BEARING

ROLAMENTO MANGA EIXO

021306



1317 / 1417 / 1717 / 1721 / 1421 / 1521 / 2421 /
1722 / 1731 / 2622 / 2626 / 2631 / 4031 / 2422 /

T2D312051

ROLAMENTO EIXO INTERM. CAMBIO

024664
T2D312049



XC3Z3123AA BEARING

ROLAMENTO MANGA EIXO

022179
T75407393



815 / F12000L / 915 / 814/815(96/...) / 815E / 816 /
712 / 815S / F12000 / 815 MULTIUSO / 915

2.64 SEDE

BALL SEATS

2RG109429A INTAKE MAN. BALL SEAT

SEDE VALV. ADM. MWM + 0,10

004005



F4000 MWM 229

2.65 SELO

SEALINGS

2RD103113C SEALING CYLINDER HEAD

SELO CABECOTE MOTOR MWM

005655
WE9T8052A



F14000HD / F12000L / B1618 ONIBUS / B1621
ONIBUS / F12000 / F4000 / F4000 MWM 4.3L

BG2T6052AA SEALING CYLINDER HEAD

SELO CABECOTE MOTOR MWM

020002
WE9T8052A



F14000HD / F12000L / B1618 ONIBUS / B1621
ONIBUS / F12000 / F4000 MWM 4.3L TURBO /

2.66 SENSOR

SENSOR

BF8T17271A INDUCTIVE SPEED SENSOR

SENSOR VELOC. INDUTIVO 4 PINOS FORD

015012



2.67 SERVO EMBREAGEM

CLUTCH SERVO

9700511200 CLUTCH SERVO LONG

SERVO EMBR. CANECA LONGA =BASE
019385



2429 6X2 / 1722 4X2 / 2428 6X2 / 2422 6X2 /
2629 6X4 / 2628 6X4 / 2622 6X4 / 2623 6X4

9700511280 A CLUTCH SERVO 110M

SERVO EMBR. 110MM TIPO WABCO
013189



2622 / 2626 / 2631 / 4031 / 2422 / 4331 / 2425 /
4030 / 2630 / 5031 / 2831 / 4432E 4X2 / 1722E

9700511630 CLUTCH SERVO (NO

SERVO EMBR. S/ IND. DESGASTE
014801



2622 / 2626 / 2631 / 4031 / 2422 / 3222 / 4331 /
2425 / 4030 / 2630 / 3224 / 5031 / 2831 / 4432E

BC457K626AB CLUTCH SERVO LONG

SERVO EMBR. CANECA LONGA =BASE
022857



2429 6X2 / 1722 4X2 / 2428 6X2 / 2422 6X2 /
2629 6X4 / 2628 6X4 / 2622 6X4 / 2623 6X4

XC457K626AA A CLUTCH SERVO 110M

SERVO EMBR. 110MM TIPO WABCO
013192



2626 / 2631 / 4031 / 4331 / 2425 / 4030 / 2630 /
5031 / 2831 / 4432E 4X2 / 1722E 4X2 / 2628E

2.68 SINCRONIZADOR

SYNCHRONIZING

E7HZ7124J SYNCHRONIZER

SINCRONIZADOR 1 1/2' VEL.

020503
BF1X7124B



1722 / 1622 / 1422 / 2322 / B1618 ONIBUS /
B1621 ONIBUS /

2.69 SUPORTE

BRACKET

2RP253863 ENGINE BRAKE BRACKET

SUPORTE FREIO MOTOR
017718



815 / 1415CUM / 1317 / 1417 / 1215CUM /
F14000HD / F12000L / 1717 / 1617 / 915 / 814 /

86HUE045B15AAY PANEL BRACKET L.H.

SUPORTE APOIO PAINEL INSTR. L.E.
022178
86HUE045B15A
A



815 / 1415CUM / 1317 / 1417 / 1215CUM / 1717 /
1617 / 2421 / 1722 / 1731 / 2622 / 2626 / 4031 /

86HUE045B16AAY PANEL BRACKET R.H.

SUPORTE APOIO PAINEL INSTR. L.D.
022021
86HUE045B16A
A



815 / 1415CUM / 1317 / 1417 / 1215CUM / 1717 /
1617 / 2421 / 1722 / 1731 / 2622 / 2626 / 4031 /

TJG857173 PANEL BRACKET L.H.

SUPORTE APOIO PAINEL INSTR. L.E.
012141
86HUE045B15A
A



815 / 1415CUM / 1317 / 1417 / 1215CUM / 1717 /
1617 / 2421 / 1722 / 1731 / 2622 / 2626 / 4031 /

TJG857174 PANEL BRACKET R.H.

SUPORTE APOIO PAINEL INSTR. L.D.
012142
86HUE045B16A
A



815 / 1415CUM / 1317 / 1417 / 1215CUM / 1717 /
1617 / 2421 / 1722 / 1731 / 2622 / 2626 / 4031 /

2.70 TAMPA COVER

2C459K163AA COVER FUEL TANK W/ KEY
TAMPA COMBUSTIVEL COM CHAVE
023250

3968355 CAP
TAMPA INSPECAO MOTOR CUMMINS
021686

815 / 1415CUM / 1317 / 1417 / 1215CUM / 1717 / 1421 / 1521 / 1617 / 2421 / 1722 / 1731 / 2622 /

961007860014 COVER INSPECTION
TAMPA INSPECAO
021690

B1618 ONIBUS / B1621 ONIBUS / F14000HD / MWM X10 / F12000L MWM X10 / F4000 MWM 4.3L

T2D145407 RESERVOIR COVER
TAMPA RESERV. HIDR.
016262

815 / 1415CUM / 1317 / 1417 / 1215CUM / F14000HD / F12000L / 1717 / 1617 / 1722 / 1731 /

XC459W030AA FUEL TANK COVER WITH
TAMPA TANQUE C/CHAVE
021877
XC359W030BA

1415CUM / 1215CUM / F14000HD / F12000L / 1421 / 1617 / 1722 / 1731 / 2622 / 2626 / 2631 /

2.71 TERMINAL TERMINALS

87HU7K046AAXD BALL SOCKET GEARSHIFT
TERMINAL 45MM ROSCA INT. M12 X 1,75 DIR.
022867

1415CUM / 1317 / 1417 / 1215CUM / 1717 / 1617 / 1722 / 2422 / 1622 / 1422 / 3224 / 1217 CUMMINS

87HU7K046AAXE BALL SOCKET GEARSHIFT
TERMINAL 45MM ROSCA INT. M12 X 1,75 ESQ.
022866

1415CUM / 1317 / 1417 / 1215CUM / 1717 / 1617 / 1722 / 2422 / 1622 / 1422 / 3224 / 1217 CUMMINS

BF0X7050A GEAR BOX ARTICULATE
TERM. PIVO ARTIC. CX. CAMBIO RT
022009

1731 / 2622 / 2626 / 2631 / 4031 / 2422 / 4331 / 1630 / 2425 / 4030 / 5031 / 2831 / 4432E 4X2 /

BF0X7050B GEAR BOX ARTICULATE
TERM. PIVO ARTICUL. CX. CAMBIO RT
022024

1731 / 2622 / 2626 / 2422 / 4331 / 1630 / 2425 / 5031 / 2831 / 4432E 4X2 / 2628E 6X4 / 2622E

BF8T3A130B TIE ROD END RH
TERMINAL DIRECAO L.D.
012150

F12000 / F14000 / F16000 /

2.72 TIRANTE PISTON RODS

XC457K046AA GEAR BOX ROD
TIRANTE TERMINAIS CAMBIO =COMPLETO=
022052
87HU7K046AA

2322 / 3224 / 1422 / 1622 / 1722 / 1617 / 1215CUM / 1217 CUMMINS / 1415CUM / 1417 /

2.73 TRAVA

LOCKS

01925818 REAR HUB NUT LOCK

TRAVA ARANHA PORCA CUBO TRAS.
005374
88HU1224AA
BG4X1124AA



F7000 / F11000 / F600

88HU1124BA REAR WHEEL HUB

TRAVA ARANHA CUBO RODA TRAS. CARGO
020374



1417 / F14000HD / 1717 / 1421 / 1722 / 1731 / 2631 / 5031 / 4432E 4X2 / 1722E 4X2 / 2628E

BD2T1124A REAR WHEEL HUB LOCK

TRAVA ARANHA PORCA CUBO TRAS.
020361
88HU1224AA
BG4X1124AA



1113 / 1114 / 1117 /

BG1X1124AA REAR WHEEL HUB LOCK

TRAVA ARANHA CUBO RODA TRASEIRA
022730
BE0Y1224A



915 / 815S / 814 /

TJG501473 REAR WHEEL HUB LOCK

TRAVA ARANHA CUBO RODA TRASEIRA
005379



1415CUM / 1317 / 1417 / 1215CUM / 1717 / 1721 / 1421 / 1521 / 1617 / 2421 / 1722 / 1731 / 2622 /

XC455L382AB CABINE LOCK

TRANCA CABINA
022217
86HU5L382AA
83DB5L382AA
83DB5L382AB
XC455L382AA



815 / 1317 / 1717 / 1721 / 1421 / 1722 / 1731 / 2631 / 915 / 814/815(96...)/ 815E / 5031 / 816 /

2.74 TUBO

TUBE

85HU4394A

TUBO 40 X 45,3 X 45,70
023761



1317E 4X2 / 1517E 4X2 / 1717E 4X2 / 2422E 6X2 / 2428E 6X2 / 1722E 4X2 / 1421 / 1417 / 1716

922909011304 MW THREADED TUBE MWM

TUBO ROSCADO - MWM
003249



F4000 4BT CUMMINS TURBO 4BT

BF6T6763AA

TUBO ROSCADO - MWM
024297



TAE121855 WATER ENTRANCE

JUNCAO ENTRADA D'AGUA
005722



B1618 ONIBUS / B1621 ONIBUS

TAK253121 MUFFLER EXHAUST

TUBO SILENCIOSO
021874



2422 / 2622 / 2425 / 2626 / 2630 / 2631 /

TJG199379B TUBE ENGINE MOUNT

TUBO ESPACADOR COXIM MOTOR DIANT.
017524



1415CUM / 1317 / 1417 / 1215CUM / 1717 / 1721 / 1521 / 1617 / 2421 / 1722 / 1731 / 2622 / 2626 /

XC453A562AA PRESSURE PIPE

TUBO PRESSAO B'B HIDRAULICA
021716



1215CUM / 1217 CUMMINS / 1415CUM / 1417 CUMMINS /

XC453A713AA HYDR. STEERING OIL

TUBO RETORNO OLEO DIRECAO HIDR.
021707



814/815(96...)/

2.75 TUBO INJETOR

INJECTOR TUBE

2U0130303 6TH INJECTOR PIPE

6§ TUBO INJETOR
007614



1731 / 2626 / 2631 / 4031 / 4331 / 1630 / 2425 / 4030 / 2630 / 5031 / 2831 / 1730 ARG.

3354564 3RD CYLINDER INJECTOR

3§ TUBO INJETOR CILINDRO
020904



1617 / 2322 / 3224 / 1422 / 1622 / 1722 / 2422 / 2622 /

3354567 4TH CYLINDER INJECTOR

4§ TUBO INJETOR CILINDRO
020906



1617 / 2322 / 3224 / 1422 / 1622 / 1722 / 2422 / 2622 /

3354569 6TH CYLINDER INJECTOR

6§ TUBO INJETOR CILINDRO
020947



1617 / 1622 / 1722 / 2322 / 2622 /

2.75 TUBO INJETOR

INJECTOR TUBE

3354916 2ND CYLINDER INJECTOR

2§ TUBO INJETOR CILINDRO
020905



1415CUM / 1215CUM / 1617 / 1217 CUMMINS /
1417 CUMMINS /

3354917 3RD CYLINDER INJECTOR

3§ TUBO INJETOR CILINDRO
020941



1415CUM / 1215CUM / 1617 / 1217 CUMMINS /
1417 CUMMINS /

3354919 4TH CYLINDER INJECTOR

4§ TUBO INJETOR CILINDRO
020939



1415CUM / 1215CUM / 1617 / 1217 CUMMINS /
1417 CUMMINS /

3354920 5TH CYLINDER INJECTOR

5§ TUBO INJETOR CILINDRO
020876



1415CUM / 1215CUM / 1617 / 1217 CUMMINS /
1417 CUMMINS /

3354921 6TH CYLINDER INJECTOR

6§ TUBO INJETOR CILINDRO
020956



1415CUM / 1215CUM / 1617 / 1217 CUMMINS /
1417 CUMMINS /

03873091 PIPE 4TH CYLINDER

4§ TUBO INJETOR CILINDRO
003918



F12000 MWM 229 / F14000HD MWM 229 /
F12000L MWM 229 / F4000 MWM 229 /

03873092 PIPE 5TH CYLINDER

5§ TUBO INJETOR CILINDRO
003917



F12000 MWM 229 / F14000HD MWM 229 /
F12000L MWM 229 / F4000 MWM 229 /

BF8X9A556AA 5TH INJECTOR PIPE

5§ TUBO INJ. CUMMINS S.B.
020929



F12000 CUMMINS 6BT 5.9L / F14000 CUMMINS
6BT 5.9L /

BF8X9A559AA 1ST INJECTOR PIPE S.B.

1§ TUBO INJ. CUMMINS S.B.
022385



1415CUM / 1317 / 1215CUM / 1617 / 1217
CUMMINS / 1417 CUMMINS / 1316 CHILE /

BG2X9A555AA 1ST INJECTOR PIPE S.C.

1§ TUBO INJ. CUMMINS S.C.
022384



1722 / 2622 / 2422 / 3222 / 1622 /

BG2X9A555BA 4TH INJECTOR PIPE

4§ TUBO INJETOR
020910



1730 / 1731 / 2626 / 2631 / 4031 / 4331 / 1630 /
2425 / 4030 / 2630 / 5031 / 2831 / 1730 ARG. /

BG2X9A556AA 2ND INJECTOR PIPE

2§ TUBO INJ. CUMMINS S.C.
020996



1622 / 1722 / 2422 / 2622 / 3222 /

BG2X9A556BA 5TH INJECTOR PIPE

5§ TUBO INJETOR
020878



2425 / 2626 / 1630 / 1731 / 4030 / 4031 / 2630 /
2631 / 1730 ARG. / 5031 / 4331 / 2831 /

BG2X9A557AA 3RD INJECTOR PIPE

3§ TUBO INJ. CUMMINS S.C.
020984



1113 / 2422 / 3222 /

BG2X9A557BA 6TH INJECTOR PIPE

6§ TUBO INJ. CUMMINS
020866



2425 / 2626 / 1630 / 1731 / 4030 / 4031 / 2630 /
2631 / 1730 ARG. /

BG2X9A558AA 4TH INJECTOR PIPE

4§ TUBO INJ. CUMMINS S.C.
020985



1722 / 2622 / 2422 / 3222 / 1622 /

BG2X9A558BA 1ST INJECTOR PIPE

1§ TUBO INJETOR
020916



1731 / 2626 / 2631 / 4031 / 4331 / 1630 / 2425 /
4030 / 2630 / 5031 / 2831 / 1730 ARG. /

BG2X9A559AA 5TH INJECTOR PIPE

5§ TUBO INJ. CUMMINS S.C.
020983



1622 / 1722 / 2422 / 2622 / 3222 /

BG2X9A559BA 2ND INJECTOR PIPE

2§ TUBO INJETOR
020909



1731 / 2626 / 2631 / 4031 / 4331 / 1630 / 2425 /
4030 / 2630 / 5031 / 2831 / 1730 ARG. /

BG2X9A560AA 6TH INJECTOR PIPE

6§ TUBO INJ. CUMMINS S.C.
020992



1622 / 1722 / 2422 / 2622 / 3222 /

BG2X9A560BA 3RD INJECTOR PIPE

3§ TUBO INJETOR
020917



2425 / 2626 / 1630 / 1731 / 4030 / 4031 / 2630 /
2631 / 1730 ARG. / 2422 / 5031 / 4331 / 2831 /

TJG130301 CYLINDER 1ST INJ. PIPE

1§ TUBO INJETOR CILINDRO
003936



1617 / 1722 / 2622 / 2422 / 1622 / 1422 / 3224 /
2322

TJG130302 2ND CYLINDER INJECTOR

2§ TUBO INJETOR CILINDRO
003937



1617 / 1722 / 2622 / 2422 / 1622 / 1422 / 3224 /
2322

TRA130301 CYLINDER 1ST INJ. PIPE

1§ TUBO INJETOR CILINDRO
003930



1415CUM / 1215CUM / 1617 / 1217 CUMMINS /
1417 CUMMINS



2.75 TUBO INJETOR

INJECTOR TUBE

TRG130302 2ND CYLINDER INJECTOR

2§ TUBO INJETOR CILINDRO
003943



1731 / 2626 / 2631 / 4031 / 4331 / 1630 / 2425 /
4030 / 2630 / 3530 / 1730 ARG.

WD8T9A558A PIPE 4TH CYLINDER

4§ TUBO INJETOR CILINDRO
019954



F14000HD / F12000L / F12000 / F4000 MWM NA /

WD8T9A559A PIPE 5TH CYLINDER

5§ TUBO INJETOR CILINDRO
019952



F12000 / F14000HD / F12000L / F4000 MWM NA /

2.76 VALVULA

VALVE

BG2X9N392AA SOLENOID VALVE =12V=

VALVULA SOLENOIDE PARADA MOTOR=12V=
021811



1731 / 2626 / 2631 / 4031 / 4331 / 1630 / 2425 /
4030 / 2630 / 5031 / 2831 / 1716 ARG. / 1730

2.77 VALVULA DIVERSAS

DIVERSE VALVE

E8HZ9A153A FUEL TANK BREATHING

VALVULA RESPIRO TANQUE COMB.

021864
87HU9A153AA
E5HT9A153AA
E8HT9A153AA



815 / 1415CUM / 1317 / 1417 / 1215CUM /
F14000HD / F12000L / 1717 / 1617 / 1722 / 1731 /

TRG201035 FUEL TANK BREATHING

VALVULA RESPIRO TANQUE COMB.

005171
87HU9A153AA
E5HT9A153AA
E8HT9A153AA



TODOS OS MODELOS FORD

2.78 VALVULA SOLENOIDE

SOLENOID VALVE

3354943 SOLENOID VALVE =12V=

VALVULA SOLENOIDE PARADA MOTOR=12V=
021766



1415CUM / 1215CUM / 1617 / 1722 / 1731 / 2622 /
2626 / 2631 / 4031 / 2422 / 3222 / 1630 / 1622 /

3921978 SOLENOID VALVE =12V=

VALVULA SOLENOIDE PARADA MOTOR=12V=
021743



1617 / 1722 / 1731 / 2622 / 2626 / 2422 / 1630 /
1622 / 2425 / 1422 / 3224 / 3530 / 2322 /

2.79 VARETA

ROD

2C456750AA DIPSTICK 8.3 CARGO

VARETA NIVEL OLEO MOTOR 8.3 CARGO

012230
2C456750AB



1722 / 2622 / 2626 / 2631 / 2422 / 1622 / 2425 /
5031 / 2831 / 2632E 6X4 /

E5HT6750CE DIPSTICK

VARETA NIVEL OLEO MOTOR FASE 1

012227



1419 / 1415FNH / 1113 / 1114 /

XC3Z6750AA DIPSTICK PITBULL 5.9

VARETA NIVEL OLEO MOTOR PITBULL 5.9

012229



F12000 / F14000 / F16000 /

YC456750DA DIPSTICK 5.9 CARGO

VARETA NIVEL OLEO MOTOR 5.9 CARGO

012232
98HU6750BA



1415CUM / 1215CUM / 1421 / 1617 / 1621 BR /
1721 BR / 1217 CUMMINS / 1417 CUMMINS /

2.80 VEDADOR

SEALINGS

03873015 ENGINE OIL PUMP SEALING

ANEL VEDACAO BOMBA OLEO MOTOR MWM

005501



F14000HD / F12000L / B1618 ONIBUS / B1621
ONIBUS / F12000 MWM 229 / F14000HD MWM

3902487 VALVE COVER SEAL

ANEL VEDACAO TAMPA VALV. CUMMINS 8.3

020901



1617 / 1722 / 1731 / 2622 / 2626 / 2631 / 4031 /
2422 / 4331 / 1630 / 1622 / 2425 / 1422 / 4030 /

3906695 SEALING RING FUEL FILTER

ANEL VEDACAO FILTRO COMBUSTIVEL

023223



1415CUM / 1215CUM / F12000 / F14000 / 1617 /
1722 / 1731 / 2622 / 2626 / 2631 / 4031 / 2422 /

BF8T8255A THERM. VALVE SEALING

ANEL VED. VALV. TERMOSTATICA

021114



814/815(96...)/ 815 / 915 / 815S / 712 / 1215CUM
/ 1217 CUMMINS / 1415CUM / 1417 CUMMINS /

BF8T9154B SEALING RING FUEL FILTER

ANEL VEDACAO FILTRO COMBUSTIVEL

020096




1415CUM / 1215CUM / F12000 / F14000 / 1617 /
1722 / 1731 / 2622 / 2626 / 2631 / 4031 / 2422 /

T12130803 INJECT. PUMP SEALING

ANEL VED. B'BA INJ. EM LINHA MWM

005500



F14000HD / F12000L / B1618 ONIBUS / B1621
ONIBUS / F4000 MWM 4.3L TURBO

TAE115107 SEALING RING OIL PUMP

ANEL VEDACAO BOMBA OLEO MWM X 10

005484



F14000HD / F12000L / B1618 ONIBUS / B1621
ONIBUS / F14000HD MWM X10 / F12000L MWM

TAE129321 PRESSURE REG. SEALING

ANEL VEDACAO REGULADOR PRESSAO

005513



F14000HD MWM X10 / F12000L MWM X10

TRA127967 SEALING RING FUEL FILTER

ANEL VEDACAO FILTRO COMBUSTIVEL

005492



1415CUM / 1215CUM / 1617 / 1722 / 1731 / 2622 /
2626 / 2631 / 4031 / 2422 / 1630 / 1622 / 2425 /

WD5T2266015STD ENGINE OIL PUMP SEALING

VEDACAO BOMBA OLEO MOTOR MWM

020140




F14000HD / F12000L / F12000 / B1618 ONIBUS /
B1621 ONIBUS / F4000 MWM NA /

WE4T1082STD INJECT. PUMP SEALING

VEDADOR BOMBA INJ. EM LINHA MWM

020116



B1618 ONIBUS / B1621 ONIBUS / F14000HD /
F12000L / F4000 MWM 4.3L TURBO /

3.01 ABRACADEIRA

CLAMP

0019972590 CLAMP 51 X 64 - 2" X 2 1/2"

ABRAC. 51 X 64 - 2" X 2 1/2"
006586



3449977790 CLAMP 38 X 51 - 1 1/2" X 2"

ABRAC. 38 X 51 - 1 1/2" X 2"
006584



3449977890 CLAMP 57 X 76 - 2 1/2" X 3"

ABRAC. 57 X 76 - 2 1/2" X 3"
006587



3449979790 CLAMP 70 X 89 - 3" X 3 1/2"

ABRAC. 70 X 89 - 3" X 3 1/2"
006588



3449979890 CLAMP 89 X 108 - 3 1/2" X 4"

ABRAC. 89 X 108 - 3 1/2" X 4 1/4"
006589



3450700262 BRACKET FOR 3 INJECTION

ABRAC. 3 CANALETAS TUBO INJETOR
021425
3450700286
3450700267
3450700266



OM355 I / OM355 II / OM355 III / OM355 /

3509970090 STEEL CLAMP 9 X 13 MM

ABRACADEIRA ACO 9 X 13 MM
011041



4960780186 CLAMP =COMPLETE=

ABRAC. P/ 6 TUBOS INJ. =COMPLETA=
011040



4960780386 CLAMP =COMPLETE=

ABRAC. P/ 4 TUBOS =COMPLETA=
014343
3760700366
3450700366



3.02 ANEIS DIVERSOS

RING

0209974947 SEAL RING B10F 70X79X5,3

ANEL VEDACAO B10F - 70 X 79 X 5,3
025690



9793320080

ANEL VEDACAO INFERIOR MANGA EIXO MBB
025741



9793320180

ANEL VEDACAO SUPERIOR MANGA EIXO MBB
025740



3.03 ANEL TRAVA

LOCK RING

A0029943835 LOCKING RING

ANEL TRAVA L1621/2318/2418/LK1721
020300



L1621 / 2318 / 2418 / LK1721 1994/1998 /

3.04 ARRUELA WASHER

7603014104

KIT ARRUELA MBB
026683



9423322062

ARRUELA PRESSAO MANGA EIXO MBB 50MM
025640



9793320162

ARRUELA PRESSAO MANGA EIXO MBB
025738



A0003530162 SATELITE SUPPORT

ARRUELA ENC. SATEL. 14 A 16 TON. 2
020368



L1618 / L1620 / L1621 /

A0003530262 PLANET. SUPPORT

ARRUELA ENC. PLANET. 16 TON. 2 VELOC.
020700



L1618 / L1620 / L1621 /

3.05 ARRUELA DE VEDACAO SEALING WASHER

3460172360

ARRUELA CONICA VEDACAO
026680



3.06 BATENTE STOPPER

8961300504 PEDAL VALVE CUSHION

BATENTE BORRACHA VALVULA PEDAL
014398



L1113 / L1114 / L1214 / L1218 / L1313 / L1314 /
L1316 / L1317 / L1318 / L1414 / L1418 / L1418 E /

3.07 BICO REFRIGERACAO NOZZLE COOLING

4071800684 PISTON NOZZLE COOLING

BICO REFRIG. PISTAO MOTOR MBB OM447
007673



OM429 LA MBTC USA / OM449A / OM449LA BZ /
OM449 LA /



3.08 BOMBA D'AGUA

WATER PUMP

3142000601 WATER PUMP MERCEDES

B'B D'AGUA MERCEDES OM 314 4CIL
007823
3142002901
3142000604
UB0608



L708 / 608 / L608 / L608D / L608E / L708D / L708E / 608 D / 708 / 708 D/E /

3452000201 WATER PUMP ASSY OM-355

B'B D'AGUA MERCEDES OM 355 5/6CIL
022402



OH1419 / OH1517 / O355 / O364 / 2219 / 1924 / 1929 / 1519 /

3452000801 WATER PUMP ASSY OM-355

B'B D'AGUA MERCEDES OM 355 5/6CIL
022401



1932 / 1933 / 1934 /

3452007101 WATER PUMP ASSY OM-355

B'B D'AGUA MERCEDES OM 355 5/6CIL
007828
20033



OH1419 / O364 / 1517 / 2219 / 1519 /

3522003801 WATER PUMP (UB-313)

B'B D'AGUA MBB C/TAMPA OM 352 6CIL
007825
3522009401



OM352 /

3522003801 A WATER PUMP (UB-313)

B'B D'AGUA MERCEDES OM 352 6CIL
022399
3522009401 A
UB0314



OH1313 / OH1314 / OH1316 / O362 / 1514 / LPO1113 / 2216 / 1516 / 1513 / 1313 / 1314 / 1316

3522005401 WATER PUMP MERCEDES

B'B D'AGUA MERCEDES OM 352 6CIL
007829
3522009601



OF1113 / OF1313 / OH1313 / OH1316 / O362 / O364 / 1113 /

3522005401 A WATER PUMP MERCEDES

B'B D'AGUA MERCEDES OM 352 6CIL
022404
3522009601 A
UB0362



OF1113 / OF1313 / OH1313 / OH1316 / O362 / O364 / 1113 /

3532000301 WATER PUMP MERCEDES

B'B D'AGUA MERCEDES OM 352 6CIL
007826
3532003701



OH1313 / OH1314 / OH1316 / O362 / 1514 / LPO1113 / 2216 / 1516 / 1513 / 1313 / 1314 / 1316

3532000301 A WATER PUMP MERCEDES

B'B D'AGUA MERCEDES OM 352/A 6CIL
022400
3532003701 A
UB0316



OH1313 / OH1314 / OH1316 / O362 / 1514 / LPO1113 / 2216 / 1516 / 1513 / 1313 / 1314 / 1316

3532001101 WATER PUMP MERCEDES

B'B D'AGUA MERCEDES OM 352/A 6CIL
022405



OF1113 / OF1313 / OH1313 / OH1316 / O362 / O364 / 1113 /

3532001101 A WATER PUMP MERCEDES

B'B D'AGUA MERCEDES OM 352/A 6CIL
022406
UB0364



OF1113 / OF1313 / OH1313 / OH1316 / O362 / O364 / 1113 /

3552001101 WATER PUMP ASSY OM-355

B'B D'AGUA MERCEDES OM 355 5/6CIL
022403
3522001501



OM355 / OM355 AFRICA /

3642000101 WATER PUMP MB 364/A/LA

B'B D'AGUA MERCEDES OM 364/A/LA 4CIL
007831
3642002001
UB0610



OF809 / OF812 / LO809 / 1214 / 712C / 914C / LO812 / LO814 / 809 / 709 / 712E / 712 / O-500

3662000701 WATER PUMP OM-366. LA

B'B D'AGUA MERCEDES OM 366 E 366A 6CIL
022407
3662005901



OF1313 / OF1318 / 1214 / 1218 / 1414 / 1418 / 1714 / 1718 / 1721 / OF1317 / 1318 / 2314 /

3662000701 A WATER PUMP OM-366. LA

B'B D'AGUA MERCEDES OM 366A 6 CIL
022408
3662005901 A
UB0366



OF1313 / OF1318 / 1214 / 1218 / 1414 / 1418 / 1714 / 1718 / 1721 / OF1317 / 1318 / 2314 /

3662005601 A WATER PUMP OM-366. LA

B'B D'AGUA MERCEDES OM 366 6 CIL
022410
3762000701 A
3762000601 A
3762000501 A
3762000001 A



L1620 / OF1318 / OF1721 / OH1420 / OF1620 / LK1620 /

3662006801 WATER PUMP OM-366. LA

B'B D'AGUA MERCEDES OM 366LA 6CIL
007834
3762000901



L1218 / L1418 / L1620 / O371 UL / 1418 / 1418K / 1718K / OF1620 / 1720 / LK1620 / 1723 / 1720K /

3662006801 A WATER PUMP OM-366. LA

B'B D'AGUA MERCEDES OM 366LA -INTERC.
022409
3762000901 A
UB0368



L1218 / L1418 / L1620 / O371 UL / 1418 / 1418K / 1718K / OF1620 / 1720 / LK1620 / 1723 / 1720K /

3762000501 WATER PUMP L-1620 OM-

B'B D'AGUA MERCEDES OM 366LA ECOLOGIC
007833
3762000701
3762000601
3762000001
3662005601



L1620 / OF1318 / OF1721 / OH1420 / OF1620 / LK1620 /

4572000101 WATER PUMP OM-447/449

B'B D'AGUA MERCEDES OM 447A/LA
022411
4572007001
4572004701



L2325 / LK2325 / LK2635 / LS1625 / LS1630 / LS1935 / LS1941 / LS2635 / O400 RSD / O371 R /

4572000201 WATER PUMP OM-447/449

B'B D'AGUA MERCEDES OM 447A/LA
022412



O400 UPA / L2638 / LK2638 / LS1938 / LS2638 / L1938 / O500 RS 1636 / O500 RSD 2036 / O500

4602000001 WATER PUMP OM-447/449

B'B D'AGUA MERCEDES OM 457LA/OM 460
022413



1938S / 1944S /

4752000201 WATER PUMP OM-447/449

B'B D'AGUA MERCEDES OM 447A/LA
007832
4752000101
4752000001



L2325 / LK2325 / LK2635 / LS1625 / LS1630 / LS1935 / LS1941 / LS2635 / O400 RSD / O371 R /

3.08 BOMBA D'AGUA

WATER PUMP

9042002501 WATER PUMP

B'B D'AGUA O904/0906

007974
9042003201
9042002201
9042000701
9042000201



L1218 / L1418 / 712C / 914C / 1318 / L1622 /
OF1418 / OF1722 / ATEGO1418 / ATEGO1718 /

9062005701 WATER PUMP OM 926LA - 6

B'B D'AGUA MERCEDES OM 926LA - 6CIL

022414
9062004801
9062004201



OF1115 / OF1721 / OF1722 / OF1730 / O500 R /
O500 U / OH1418 / OH1518 / OH1621 / AXOR2825

3.09 BOMBA ESGUICHO

WINDSHIELD WIPER PUMP

3508697021 WINDSHIELD WASHER

BOMBA ESGUICHO PARABRISA

014236



3.10 BOMBA MANUAL

HAND PUMP

0000900050

BOMBA MANUAL

025148



3.11 BUCHAS DIVERSAS

BUSHING ALL TYPE

3522680335 GEAR LEVER TOWN

BUCHA TORRE ALVAV. CAMBIO

015070



OF1724 /

A0002671250 FORK BUSHING

BUCHA GARFO SELETOR TRAMBUL. ACCELO

020499



ACCELO1016 / ACCELO815 / ACCELO915C /
L1621 / L2418 /

3.12 CALCO

SHIM

4420110259 CYLINDER LINER SHIM 0,

CALCO CAMISA 0,30 MM
026952



4570110259 CYLINDER LINER SHIM 0,15

CALCO CAMISA 0,15 MM
026951



3.13 CASTANHA

CLAMP

3894020068

CASTANHA TRAS. 110/1/2/3 E CARRETAS
025088



3.14 CILINDRO

CYLINDER

0012955906 CLUTCH MASTER

CIL. MESTRE EMBREAGEM L1929/35/38/41/
012523



L709 / L912 / L1938 / L1935 / L1941 / L812 /
L1929 / LK1929 /

0001312802 COMPRESSOR CYLINDER

CIL. COMPRESSOR 355 =90MM=
022544



L1519 / L1520 / L2219 / L2220 / LK1519 / LK1520 /
LK2219 / LK2220 / LS1519 / LS1520 / LS1524 /

0001313402 COMPRESSOR CYLINDER

CIL. COMPR. LK15 (VW) (MF0641)
023452



/ L1218 / L1414 / L1418 / L1418 E / L1614 /
L1618 / L1620 / L2314 / L2318 / LK1214 / LK1418

0014321005 CLUTCH CYLINDER MBB (NO

CARCACA CIL.LONGO SERVO EMBR.MBB S/
022954



LS1935 / LS1941 / O371 RS / O371 RSD / O371
RSE / O371 RSL / O400 / O400 RS / O400 RSD /

0022950206 CLUTCH MASTER

CIL. MESTRE EMBREAGEM =AXOR ROSCA
017551



AXOR1835 LS / AXOR1840 LS / AXOR1843 LS /
AXOR2335 LS / AXOR2540 LS / AXOR2543 LS /

0022950806 CLUTCH MASTER

CIL. MESTRE EMBREAGEM ATEGO =MBB=
017903



ATEGO1418 / ATEGO1718 / ATEGO1725 /
ATEGO2425 / ATEGO1728 / ATEGO2428 /

0022951607

CIL.ACION.EMBR.ACCELO 712/715
024356



ACCELO715C / 712 /

0022959106 CLUTCH MASTER

CIL. MESTRE EMBREAGEM =MBB= AXOR
017902
0012959106



L1620 / ATEGO1315 / ATEGO1418 / ATEGO1518
ATEGO1419 / AXOR /

2B510014 COMPRESSOR LINER LK15

CIL. COMPR. LK15 (VW) (MF0641)
011538



L1218 / L1414 / L1418 / L1418 E / L1618 / L1620 /
L2314 / L2318 / LK1214 / LK1418 / LK1618 /

3452957006 CLUTCH MASTER

CIL. MESTRE EMBREAGEM 370/371/OF1318
012517
RCCE00238



L1214 / L1418 / L1618 / L1620 / LK1618 / O371 /
OH1419 / OH1420 /

3842957006 CLUTCH MASTER

CIL. MESTRE EMBREAGEM 371/OH1419/1420
012516



L1214 / L1418 / L1618 / L1620 / LK1618 / O371 /
OH1419 / OH1420 /

3862957007 CLUTCH MASTER


CIL. MESTRE EMBREAGEM L/LK/LS1621
012524



L1618 / L1620 / L1621 /

3.14 CILINDRO CYLINDER

3882957006 CLUTCH MASTER
CIL. MESTRE EMBREAGEM L/LK1929/35/41
012525



LK1935 / LK1941 / LS1929 / LS1935 / LS1941 / L1935 / L1941 / L1929 / LK1929 /

4110345704 COMPRESSOR CYLINDER
CILINDRO COMPRESSOR 355 =90MM=
011529



L1519 / L1520 / L2219 / L2220 / LK1520 / LK2219 / LK2220 / LS1519 / LS1520 / LS1524 / LS1525 /

4213051210 BRAKE BOOSTER
CIL. AMPLIFICADOR FREIO =MBB ANTIGO 1113/
016612
3644317014



L1113 / L1313 / L1316 / L1318 / L1513 / L1514 / L1516 / L1517 / L1519 / L2013 / L2216 / L2219 /

0004313414 BRAKE BOOSTER
CIL. AMPLIFICADOR FREIO =MBB ANTIGO 1113/
022568
3644317014



L1113 / L1313 / L1316 / L1318 / L1513 / L1514 / L1516 / L1517 / L1519 / L2013 / L2216 / L2219 /

0000721512 ENGINE BRAKE CYLINDER
CILINDRO ACIONAMENTO ACELERADOR MBB
009598



L1513 / L1514 / L1516 / L1519 / L1614 / L1618 / L1620 / L1621 / LK1513 / LK1514 / LK1516 /

9709030104 CLUTCH SERVO HOUSING
CIL. LONGO SERVO EMBR. S/INDIC.
006457



L1620 / L1622 / L2325 / L2635 / L2638 / LK2325 / LK2638 / LS1625 / LS1630 / LS1632 / LS1634 /

9792950006A
CIL. EMBR. MBB-915/1016
024835
9792950006




915 / ATEGO1016 /

9792950106
CIL. EMBR. MBB-LO 815/LO 916
024836



LO916 / LO815 /

A3842950006 CLUTCH MASTER
CIL. MESTRE EMBREAGEM MBB
018810
3842950006



OF1721 / OH1518 / OH1621 L / OF1418 / OF1722 / O500 / O500 R / O500 U / OF1417 / OF1218 / O500

A9452642127 GEARBOX CHANGING
CILINDRO COMANDO CX CAMBIO
025273
9452642127



AXOR TODOS C/CAMBIO G210/211/240/260/280 /

B98139 LK38 ADAPTED LINER
CIL. COMPR. ADAPTACAO LK38
011539



L1519 / L1520 / L2219 / L2220 / LK1520 / LK2219 / LK2220 / LS1519 / LS1520 / LS1524 / LS1525 /

C64110 COMPRESSOR CYLINDER
CIL. COMPR. LK39 (REGULADOR 88MM)
011535



L1519 / L1520 / L2219 / L2220 / LK1520 / LK2219 / LK2220 / LS1519 / LS1520 / LS1524 / LS1525 /

KN28031B1
CIL.ACION.EMBR.ACCELO 712 /715
024357



712 / ACCELO715C

KN3300133
CIL. EMBREAGEM ACCELO
026489
A0022952507



ACCELO915C / ACCELO1016 / ACCELO815

RCCE00122
CIL. MESTRE EMBR.L1929/35/38/41/LS1625/30/
025422



L709 / L912 / L1938 / L1935 / L1941 / L812 / L1929 / LK1929

RCCE00319
CIL. MESTRE EMBREAGEM L/LK/LS1621
026379



L1618 / L1620 / L1621

RCCE00335
CIL. MESTRE EMBR. 371/OH1419/1420
026095



L1214 / L1418 / L1618 / L1620 / LK1618 / O371 / OH1419 / OH1420

RCCE00361
CIL. MESTRE EMBREAGEM L/LS/LK1929/35/41
026392



LK1935 / LK1941 / LS1929 / LS1935 / LS1941 / L1935 / L1941 / L1929 / LK1929

VA3100033
CIL. EMBREAGEM ACCELO
026490
A0022952507



ACCELO915C / ACCELO1016 / ACCELO815



3.15 ESFERA

BALL

A0002670668 BALL 3/16"

ESFERA ACO 3/16" ACELO
020722



L1621 / L2318 / L2418 / ACCELO915C / 710 /
ACCELO1016 / ACCELO815 / LK1721 1994/1998

3.16 ESPELHO RETROVISOR

REAR VIEW MIRROR

9438110307

ESPELHO RETROV. MBB L.E. ACTROS
025545



9438110407

ESPELHO RETROV. MBB L.D. ACTROS
025544



3.17 FAROL

HEAD LAMP

9408200056

FAROL AUXILIAR L.E.=AXOR=
025533



9408200156

FAROL AUXILIAR L.D.=AXOR=
025534



9408200161

FAROL PRINCIPAL L.E.=AXOR=
025532



9408200261

FAROL PRINCIPAL L.D.=AXOR=
025531



9438201461

FAROL PRINCIPAL L.E. ACTROS(2009-2015)
025541



9438201561

FAROL PRINCIPAL L.D. ACTROS(2009-2015)
025542



3.18 FILTRO

FILTER

3640947004 SECURITY ELEMENT F/K11

ELEMENTO SEGURANCA F/K11
006566



A3860947404 AIR FILTER SECONDARY

ELEMENTO SECUNDARIO FILTRO AR
022256



L1622 / L2225 / LK1621 / LS1622 / LS1924 /
LS1932 / LS1933 / LS1934 / 1929 / OM366 /

3.19 HELICE FAN

2TB121303 O FAN WHEEL =8 BLADES=

HELICE CUMMINS =8 PAS PLAST=
006014



OF1722 / OM906 / OM924 LA

3.20 INSERTO INSERT

II31161 APU VALVE MOUNT

INSERTO VALVULA APU =KNORR=
013078



L1218 / L1414 / L1418 / L1418 E / L1618 / L1620 /
LK1214 / LK1414 / LK1618 / LS1625 / LS1935 /

3.21 LANTERNA LANTERN

9408200321 FRONT LIGHT W/ SOCKET

LANTERNA DIANT. C/SOQUETE L.E. MBB
025773



9408200421

LANTERNA DIANT. C/SOQUETE L.D. MBB
025543



3.22 MANCAL DE EMBREAGEM CLUTCH BEARING

0012500615 BEARING CLUTCH

MANCAL EMBREAGEM MERCEDES

019164
3388 S
1378 R



2638S / AXOR3344 / AXOR4144 / AXOR3341 /
AXOR4141 / AXOR2640 / AXOR2644 / AXOR3340

0012500615 P CLUTCH BEARING

MANCAL EMBREAGEM MERCEDES

022494
3388 P
1378 P



2638S / 1935 / 1941 / 1936 / 2625 / 2635 /
AXOR4144 / AXOR3341 / AXOR4141 / AXOR3340

0012500815 BEARING CLUTCH

MANCAL EMBREAGEM MERCEDES

019141
0022509515
3326 S
1326 R



LO812 / LO814 / 809 / 608 / 709 / LO610 / LO914 /
812 / 912 / 914 / LO712 / 609 / LN710 / LO715 /

0012502215 CLUTCH BEARING IVECO /

MANCAL EMBREAGEM MERCEDES

019155
125807 E
3325 S
1320 R



OF1113 / OF1721 / OH1318 / OH1418 / OH1420 /
OH1421 L / OH1621 L / 1218 / 1418 / 1721 /

0012509215 CTUCH BEARING FOR

MANCAL EMBREAGEM MERCEDES

019169
0022503215
125653 I
3346 S
3345 S
1321 R



O400 RSD / O371 RS / O371 RSD / O371 RSL /
O400 UP / OH1635 L / OH1636 L / O400 SER /

0022504115 BEARING CLUTCH

MANCAL EMBREAGEM MERCEDES

019146
0022506715
0022504715
125634 E
10203 VL
3377 S
1356 R



O400 RSD / O400 RSE / O400 R / O500 R / 1938S
/ 1944S / 1634 / 2038 / O500 RSD / 2726 /

0022504115 P BEARING CLUTCH

MANCAL EMBREAGEM MERCEDES

022493
0022506715 P
0022504715 P
125634 P
10203 P
3377 P
1356 P



O400 RSD / O500 R / 1938S / 1944S / 1634 / 2038
/ 1938 / 1944 / O500 RSD / 2726 / AXOR1933 /

0022504615 CLUTCH BEARING

MANCAL EMBREAGEM MERCEDES

019019
3812500415
0012509315
0002504615
3324 S
1305 R



OF1113 / OF1315 / OF1318 / OF1618 / O371 U /
OH1315 / 1214 / 1218 / 1414 / 1418 / 1714 / 1718 /



3.22 MANCAL DE EMBREAGEM

CLUTCH BEARING

0022506315 CLUTCH BEARING M. BENZ

MANCAL EMBREAGEM 0-500 MERCEDES

022771
3390



0002506415 CLUTCH BEARING

MANCAL EMBREAGEM MBB

024774
3327



3082507215 CLUTCH BEARING

MANCAL EMBREAGEM MERCEDES

019016
3082507015
0002504015
0002503715
0002503115
0002501705
3310 S



OF1114 / OF1314 / OH1316 / O362 / O364 / 1518 /
1514 / 608 / 2216 / 1516 / L608D / L708D / 1513 /

3212500515 CLUTCH BEARING

MANCAL EMBREAGEM MERCEDES =ALTO=

019028
3522500115
3402500215
3358 S
1300 R
3522500515



OF1113 / OF1313 / OF1114 / OF1314 / OH1313 /
OH1314 / OH1316 / O362 / O364 / 1518 / 1514 /

3212501315 CLUTCH BEARING

MANCAL EMBREAGEM MERCEDES =BAIXO=

019031
3452500215
1312 R



OF1113 / OF1313 / OF1114 / OF1314 / OH1313 /
OH1314 / OH1316 / O362 / O364 / O365 / 1518 /

3.23 MANGUEIRA SILICONE

SILICON HOSE

3845011382 RED INTERCOOLER HOSE

MANGUEIRA INTERCOOLER C/6 ANEIS =

014979



1721 / 1720 / 1722 / 1726 /

3845011482 INTERCOOLER HOSE

MANGUEIRA INTERCOOLER C/6 ANEIS =

017360



OF1318 / OF1115 / OF1218 / OF1319 /

3845289182 INTERCOOLER HOSE

MANG. RAD. AR C/5 ANEIS =SILIC.VERM=

007964
6965007375
6845011082



OF1721 / 1938S / 1620 / 1720 / 1723S / 1726S /
1723K /

6695280182 INTERCOOLER HOSE (W/4

MANGUEIRA INTERCOOLER C/4 ANEIS =

016125
0020947582



LO814ELETRONICO / LO914ELETRONICO /

6695280282 INTERCOOLER HOSE (W/ 4

MANGUEIRA INTERCOOLER C/4 ANEIS =

017358



TODOS MODELOS /

6965007175 INTERCOOLER HOSE

MANG. RAD. AR C/5 ANEIS =SILIC.PRETA=

017359



L1218 / L1318 / L1418 / L1620 / 1718 / 1721 /
1721S / LO812 / L2638 / LK2638 / LS1938 /

3.24 MANOPLA

KNOB

9432601509 GEARSHIFT KNOB ACTROS/

MANOPLA CAMBIO ACTROS/AXOR

020851



2035S / 2040S / 2044S / 1933 / 2625 / 2533 /

3.25 MOLA SPRING

A0009931102 TRAMBULATOR BUSHING

MOLA TRAMBULADOR CAMBIO L0914 ONIBUS
020576



L0914 ONIBUS-COLOMBIA /

3.26 MOLDURA FRAME

9408850922 HEAD LAMP FRAME LH

MOLDURA FAROL L.E. AXOR
025809



3.27 O'RING O'RING

A0239970248 O'RING

O'RING 34,0 X 4,0 (COD.7451)
020766



746 CAMINHÃO /

3.28 PINO PIN

3212670025 GEAR LINK PIN SET

JOGO PINO TRAMBULADOR CAMBIO
010615



OH1315 / OH1316 / OH1419 / OH1420 / O364 /
O365 / OHL1420 /

A0019916460 PIN

PINO ELASTICO GARFO CX. CAMBIO ACCELO
020684



ACCELO915C / 710 / ACCELO1016 / ACCELO815
/ L0914 ONIBUS-COLOMBIA / LO712 ONIBUS /

3.29 POLIA PULLEY

3431557215 ALTERNATOR PULLEY
POLIA ALTERNADOR (1 CANAL) OM 366/FPN
014051



OM366 / OM366G / OM364LA / OM366 LA /

4572020310 WATER PUMP PULLEY
POLIA B'B D'AGUA OM457
014054



OM460LA /

3.30 PORCA NUT

19906651
PORCA PRISIONEIRO TURBINA
026678



0009941845 CLIP NUT 112/113
PORCA CLIP ASSOALHO
006583



A0039909250 NUT 5/8X18 UNF
PORCA PO 5/8X18 UNF ATEGO
020264



L1618 / L1620 / L1621 / ATEGO1729 /
ATEGO1726 /

3.31 REPARO BOMBA D'AGUA WATER PUMP REPAIR KIT

3142000601K REPAIR WATER PUMP
REP. B'B D'AGUA MERCEDES
019060
3525860420
3525860220
3522000560
UR0698



L608 / 608 D / 708 D/E / LO608 /

3452000201X REPAIR WATER PUMP
REP. B'B D'AGUA MERCEDES
019096
3552000704
UR1358



OH1419 / OH1517 / O355 / O364 / 2219 / 1924 /
1929 / 1519 /

3522001004 WATER PUMP REPAIR KIT
REP. B'B D'AGUA OM352 COMPL.C/
009506
3522001304
UR1315



OH1313 / OH1314 / OH1316 / O362 / 1514 /
LPO1113 / 2216 / 1516 / 1513 / 1313 / 1314 / 1316

3552000804 REPAIR WATER PUMP
REP. B'B D'AGUA MERCEDES
019090
UR1359



1932 / 1933 / 1934 /

3555860220 REPAIR WATER PUMP
REP. B'B D'AGUA MERCEDES
019084
UR1356



OH1419 / O364 / 1517 / 2219 / 1519 /

3642000204 REPAIR WATER PUMP
REP. B'B D'AGUA MERCEDES
019076
UR0709



OF809 / OF812 / LO809 / 1214 / LO812 / LO814 /
809 / 709 / 712 / 1114 / 710 / 812 / 912 / 914 /

3662000401 REPAIR WATER PUMP
REP. B'B D'AGUA MERCEDES
007827
UR1364



OF1113 / OF1313 / OF1318 / OH1313 / OH1316 /
1214 / 1218 / 1414 / 1418 / 1714 / 1718 / 1721 /

3762000204 REPAIR WATER PUMP
REP. B'B D'AGUA MERCEDES
019080
UR1313



OH1313 / OH1314 / OH1316 / O362 / 1518 / 1514 /
608 / LPO1113 / 2216 / 1516 / 1513 / 1313 / 1314 /

3762000304 REPAIR WATER PUMP
REP. B'B D'AGUA MERCEDES
019102
UR1372



L1620 / OF1318 / OF1721 / OH1420 / OF1620 /
LK1620 /

3762000804 REPAIR WATER PUMP
REP. B'B D'AGUA MERCEDES
019098
UR1371



L1218 / L1418 / L1620 / O371 UL / 1418 / 1418K /
1718K / OF1620 / 1720 / LK1620 / 1723 / 1720K /

4572000004 REPAIR WATER PUMP
REP. B'B D'AGUA MERCEDES
019113
UR1374



L2638 / LK2638 / LS2638 / 1938S / 1944S / 1938 /
1938LS /

4572000005 REPAIR WATER PUMP
REP. B'B D'AGUA MERCEDES
019115
UR1377



1938S / 1944S /

3.32 REPARO BOMBA D'AGUA WATER PUMP REPAIR KIT

9042001901 REPAIR WATER PUMP
REP. B'B D'AGUA MERCEDES
019116
UR1375

L1218 / L1318 / L1418 / L1618 / L1620 / OF1721 /
OH1418 / OH1518 / 1218 / 1418 / 1718 / 914C /

9062000204 REPAIR WATER PUMP
REP. B'B D'AGUA MERCEDES
019120
UR1376

1215C / AXOR1933 / AXOR2533 / AXOR2825 /
AXOR2826 / AXOR2828 / AXOR2831 / O500 M /

3.33 REPARO MANGA DE EIXO KING PIN REPAIR KIT

3503300019
REP. MANGA MBB 51MM (STD)
025714

1924 / 1929 / 1930 / 1932 / 1933 / 1935 / 1941 /

3503300019 10
REP. MANGA MBB 51MM (0,10)
025715

1924 / 1929 / 1930 / 1932 / 1933 / 1935 / 1941 /

3503300019 20
REP. MANGA MBB 51MM (0,20)
025716

1924 / 1929 / 1930 / 1932 / 1933 / 1935 / 1941

3503300019 30
REP. MANGA MBB 51MM (0,30)
025717

/ 1924 / 1929 / 1930 / 1932 / 1933 / 1935 / 1941

3643300019 KING PIN SET REP. KIT
REP. MANGA MBB 50MM (STD)
025731

O370 / O371 / O371 R / O371 RS / O400 /

3643300019 10
REP. MANGA MBB 50MM (0,10)
025732

/ O370 / O371 / O371 R / O371 RS / O400

3643300019 20
REP. MANGA MBB 50MM (0,20)
025733

/ O370 / O371 / O371 R / O371 RS / O400

3643300019 30
REP. MANGA MBB 50MM (0,30)
025734

/ O370 / O371 / O371 R / O371 RS / O400

3763300319 KING PIN SET R.KIT ONE
REP. MANGA MBB 38MM (STD)
025471

FREIO A AR DO 1113 AO 2213 /

3763300319 10 KING PIN SET COMPLETE
REP. MANGA MBB 38MM (0,10)
025472

FREIO A AR DO 1113 AO 2213 /

3763300319 20 KING PIN SET COMPLETE
REP. MANGA MBB 38MM (0,20)
025473

FREIO A AR DO 1113 AO 2213 /

3763300319 30 KING PIN REP. KIT
REP. MANGA MBB 38MM (0,30)
025474

FREIO A AR DO 1113 AO 2213 /

6753300019 KING PIN SET REP. KIT.
REP. MANGA MBB 30MM (STD)
025710

812 / 912 / 914 /

6753300019 10 KING PIN REP. KIT
REP. MANGA MBB 30MM (0,10)
025711

6753300019 20 KING PIN REP. KIT
REP. MANGA MBB 30MM (0,20)
025712

6753300019 30 KING PIN SET COMPLETE
REP. MANGA MBB 30MM (0,30)
025713

3.33 REPARO MANGA DE EIXO

KING PIN REPAIR KIT

6963300019 KING PIN SET MB 45MM STD

REP. MANGA MBB 45 MM (STD)
025878
3553300319



OF1722 /

6963300019 10 KING PIN SET MB 45,1 MM

REP. MANGA MBB 45 MM (0,10)
025879
3553300319 10



OF1722 /

6963300019 30 KING PIN SET MB 45,3MM

REP. MANGA MBB 45 MM (0,30)
025881
3553300319 30



OF1722 /

3.34 REPAROS DIVERSOS

REPAIR KIT

0009107238

KIT REPARO BANCO
025893
0019101538
A0019101538
A0009107238



A0003530162262 DIFFER. WASHER KIT

JOGO ARRUELAS DIFERENCIAL L1618/1620/
020744



L1618 / L1620 / L1621 1994/1998 / L1621 1995 /

3.35 RETENTOR

RETAINER

0019970646 RETAINER

RETENTOR DIR. HIDRAULICA =ZF=
007679



0003530259 REAR WHEEL RETAINER

RETENTOR CUBO RODA TRASEIRA
020527
3869977247
0179971147



L1618 / L1620 / L1621 / ATEGO1726 /
ATEGO1729 /

0079978446 DIF. PINION RETAINER

RETENTOR PINHAO DIFERENCIAL
007681
0179977947
0099970746



0009974446 OIL SEAL 00500. BAG

RETENTOR FLANGE PINHAO
007680
3469978346
3459977346
3449977346
0069970546



A0012620062 RETAINER

RETENTOR FLANGE CAMBIO ACELLO
020553



710 / ACCELO1016 / ACCELO815 / ACCELO915C
/ LO712 ONIBUS / LO812 ONIBUS /

A0279973345 PINION RETAINER

RETENTOR PINHAO
021142



/ LO815 SUCESSOR ABS

3.36 ROLAMENTO

ROLLER BEARING

0169812710

ROLAMENTO AGULHAS 2720
025736



3082547020 CLUTCH BEARING =

ROLAMENTO EMBREAGEM =S/CUBO=
019179



808 / 809 / 709 / 813 / 913 / 1322 / 1413 / 1417 /
1513 / 1313 / 1113 / 608 D / 811 / 911 B / 1813

3452547020 CLUTCH BEARING

MANCAL EMBREAGEM MERCEDES
019022
3123198001
0002540020
1007 R



OF1113 / OF1313 / OF1114 / OF1314 / OH1313 /
OH1314 / OH1316 / O362 / O364 / O365 / 1518 /

0049812125 BEARING FLY WHEEL =

ROL. VOLANTE MOTOR =MBB=
019263



OM457 LA /

3.36 ROLAMENTO ROLLER BEARING

9799810011

ROLAMENTO AGULHAS 3520
025737



3.37 SENSOR SENSOR

9705450124 COOLANT LEVEL SENSOR

SENSOR NIVEL D'AGUA ACCELO 715/915C/
025876



3.38 SERVO EMBREAGEM CLUTCH SERVO

0012955607 A CLUTCH SERVO 110M

SERVO EMBR. 110MM TIPO WABCO
013190



L2325 / L2635 / LK2325 / LS1625 / LS1630 /
LS1932 / LS1933 / LS1934 / LS1935 / LS1941 /

0002500062 CLUTCH SERVO =ACTROS=

SERVO EMBR. MOD. ELETRONICO =ACTROS=
022551
0002500562



ACTROS 2546 / ACTROS 2646 / ACTROS 2655 /
ACTROS 4844 /

0002500062 P REPAIR KIT CLUTCH

REP. SERVO EMBR. ACTROS =PARCIAL=
022911
0002500562 P



ACTROS 2546 / ACTROS 2646 / ACTROS 2655 /
ACTROS 4844 /

0002500062 R REPAIR KIT CLUTCH

REP. SERVO EMBR. ACTROS
022910
0002500562 R



ACTROS 2546 / ACTROS 2646 / ACTROS 2655 /
ACTROS 4844 /

0002540047 CLUTCH SERVO LONG

SERVO EMBR. =LONGO=
023338



1938S / 1944S / 2638S / O500 RSD /

0002540147

SERVO EMBR. O-500 TIPO WABCO
025423



OF1721 / OF1418 / OF1722 / OF1417 / O500 M /

9700510010 CLUTCH SERVO =ACTROS=

SERVO EMBR. MOD. ELETRONICO =ACTROS=
019350
0002500562



ACTROS 2546 / ACTROS 2646 / ACTROS 2655 /
ACTROS 4844

9700510010 C CLUTCH SERVO =ACTROS=

CL. SERVO EMBR. MOD. ELETRONICO =
023731



ACTROS 2546 / ACTROS 2646 / ACTROS 2655 /
ACTROS 4844

9700510010 CN REPAIR KIT CLUTCH

REP. SERVO EMBR. ACTROS
023811
0002500562 R



ACTROS 2546 / ACTROS 2646 / ACTROS 2655 /
ACTROS 4844

9700510010 P REPAIR KIT CLUTCH

REP. SERVO EMBR. ACTROS =PARCIAL=
019350
0002500562 P



ACTROS 2546 / ACTROS 2646 / ACTROS 2655 /
ACTROS 4844

9700510010 R REPAIR KIT CLUTCH

REP. SERVO EMBR. ACTROS
018675
0002500562 R



ACTROS 2546 / ACTROS 2646 / ACTROS 2655 /
ACTROS 4844

9700511280 A CLUTCH SERVO 110M

SERVO EMBR. 110MM TIPO WABCO
013189



L1620 / L2325 / L2635 / LK2325 / LS1625 /
LS1630 / LS1932 / LS1933 / LS1934 / LS1935 /

3.38 SERVO EMBREAGEM

CLUTCH SERVO

9700511630 CLUTCH SERVO (NO

SERVO EMBR. S/ IND. DESGASTE
014801
0002950718



L1620 / L2325 / L2635 / LK2325 / LS1625 /
LS1630 / LS1932 / LS1933 / LS1934 / LS1935 /

9700511640 CLUTCH SERVO LONG

SERVO EMBR. CARCACA LONGA TP WABCO
014576
0002951318



O400 RS / O400 RSD / O400 RSL / O371 RS /
O371 RSD / O371 SRE / O400 / O400 UP /

9700511900 CLUTCH SERVO O-500

SERVO EMBR. O-500 TIPO WABCO
018755



OF1721 / OF1418 / OF1722 / OF1417 / O500 M

9700514310 CLUTCH SERVO (LONG)

SERVO EMBR. =LONGO=
014802



1938S / 1944S / O500 RSD / AXOR1933 /
AXOR2036 / AXOR2541 / AXOR2041 / 2638B /

DCB0002950718 CLUTCH SERVO (NO

SERVO EMBR. S/ IND. DESGASTE
022858
0002950718



LS1935 / LS1941 / O400 RS / O400 RSD / O400
RSL / O371 RS / O371 RSD / O371 RSL / O400 /

3.39 SINCRONIZADOR

SYNCHRONIZING

A0002626835 SYNCHRONIZER

SINCRONIZADOR 1/2I VEL. L1621/LK1721
020502



L1621 / LK1721 1994/1998 /

3.40 TAMPA

COVER

3520100168 ENGINE OIL COVER

TAMPA OLEO MOTOR
010868



L608D / L608E / L708D / L708E / LO608D /

0004700605 COVER FUEL TANK W/ KEY

TAMPA COMBUSTIVEL COM CHAVE
023251



/ L1218 R / L1418 R / 915C / LO815 SUCESSOR
ABS / LO916 / OF1417 / OF1418 / OF1519 /

3.41 TERMINAL

TERMINALS

071805013202 TIE ROD END W/PIN MBB

TERM. ESF. COM PINO MBB
023880



OF1313 / LP321 /

3.42 TRAVA LOCKS

A0009943301 WHEEL HUB WASHER LOCK

TRAVA ARANHA CUBO
020642



LO815 SUCESSOR ABS /

A0059909482 REAR WHEEL HUB

TRAVA ARANHA CUBO RODA TRAS. ATEGO
020373



L1618 / L1620 / L1621 / ATEGO1729 /
ATEGO1726 /

3.43 VALVULA VALVE

0004770329 RETURN DIESEL VALVE

VALVULA RETORNO DIESEL
006581
1457413013



3.44 VALVULA DIVERSAS DIVERSE VALVE

9705400045 REDUCTION GEAR BOX

VALVULA REDUZIDA CAMBIO ATEGO
020850



ATEGO

Vendas / Sales: vendas@cipec.com.br
Geral / General: cipec@cipec.com.br
Televendas / Phone: +55 19 3834-9822
Fax / Fax: 0800.707.9822
www.cipec.com.br

01925818	51	2P0498629CH 20	40	2R0501317	45	2RE117273	7
03618993	28	2P0498629CH 30	41	2R0512116A	51	2RE117273A	7
03873015	55	2P0498629CH 40	41	2R0607312B	51	2RE117273C	7
03873091	53	2P0525275	44	2R0607312H	51	2RE121255	7
03873092	53	2P0711026	20	2R0609465	31	2RE129311A	30
03873109	7	2P0711164	14	2R0721257	48	2RE253867	13
04099908	13	2P0711579B	10	2R0805244A	14	2RG109429A	47
062103051	46	2P0721405	19	2R0903119A	37	2RG115671	49
0081172032	44	2R0103548F	17	2R0903119B	37	2RG607041	31
0289195011	47	2R0103548G	17	2R0903119C	37	2RG863521	40
0501008846	48	2R0103548H	17	2R0903119D	37	2RG863522	40
20310	49	2R0103548I	17	2R2721257B	48	2RG957805G	16
20312	49	2R0105276	46	2R2803877F	33	2RH129723B	7
104061	32	2R0109293	44	2R2823301	21	2RH501317	45
357607	46	2R0121004F	12	2R2823302	21	2RJ311261	22
2830444	27	2R0121437	32	2R2837205	29	2RJ853655	26
3001607	45	2R0145157	12	2R2837206	29	2RJ853656	26
3312252	15	2R0145299	23	2R2899177	11	2RK103591	33
3911935	30	2R0145487B	9	2R2899515	9	2RK107119	17
4300121	45	2R0145856C	30	2R2945511	47	2RK107121	17
133857119	39	2R0201156	8	2R4405421	14	2RK107123	17
281857133	49	2R0201589	20	2R4405421 10	14	2RK107124	17
282711119	29	2R0253121B	48	2R4405421 20	14	2RK107125	17
600711569	22	2R0253137A	27	2R4405421 30	14	2RK107126	17
600899397	13	2R0301338	31	2R4407361	35	2RK109211A	18
690949103	28	2R0311113	44	2R4498629	41	2RK109215	45
2318372091	10	2R0311189	44	2R4498629CH	41	2RK121005	12
2318372111	10	2R0311281	45	2RB121005	12	2RK129725	33
2376119871	7	2R0311593	35	2RD103113C	47	2RK130301	52
4214110960	19	2R0321143A	35	2RD109601	54	2RK130302	52
4214289150	25	2R0407071	17	2RD109611	54	2RK130303	52
4214299190	25	2R0407071A	17	2RD115657	7	2RK130304	52
4214299340	25	2R0407071B	17	2RD117273	7	2RK130305	52
4214450020	19	2R0407171B O	14	2RD127485	24	2RK130306	52
8961300504	11	2R0407171B010	14	2RD129311	30	2RK145467	30
9617232014	23	2R0407171B020	14	2RD129717	27	2RK311243A	48
9700511000	48	2R0407171B030	14	2RD129723	7	2RL109623	31
9700511280 A	48	2R0407171C040	14	2RD130113	28	2RL721555B	16
9700511630	48	2R0407172	14	2RD130304	52	2RL807103033	32
9709030104	19	2R0407361010	35	2RD198005C	27	2RM141861	25
906905810101	13	2R0407361020	35	2RD198181	12	2RM141863	21
922909061545	53	2R0407361030	35	2RD253143B	7	2RP141147	26
940707310035	12	2R0407361A	35	2RD253683	38	2RP201551	49
940707310055	12	2R0407361A010	35	2RD253853B	25	2RP253861	19
2118370202999	29	2R0407361A020	35	2RD253869	21	2RP253863	49
2118372391232	31	2R0407361A030	35	2RD312021	25	2RP253891	31
111837225D	29	2R0407361STD	35	2RD398031	35	2RP301461	15
111837226D	29	2R0407545	37	2RD398043	46	2RP511199	38
281853695B	39	2R0407641	45	2RD407661	10	2RP798121	44
2B510014	19	2R0407641B	45	2RD407661B	10	2RP957805	16
2P0121004	12	2R0419548	19	2RD407661C	10	2RR312141	26
2P0121303A	27	2R0498629A	41	2RD407661D	17	2RR312141 C	26
2P0129589	27	2R0498629A 10	41	2RD407672	38	2RR399181	38
2P0253121A	38	2R0498629A 20	41	2RD407687010	35	2RR525413	45
2P0253683	38	2R0498629A 30	41	2RD407687020	35	2RR525413B	45
2P0321143	35	2R0498629A 40	41	2RD407687030	35	2RR599213	38
2P0407172	14	2R0498629ACH 0	41	2RD407687STD	35	2RR711259	30
2P0407361	35	2R0498629ACH 10	41	2RD407689	19	2RR721555	16
2P0407361 10	35	2R0498629ACH 20	41	2RD525177A	21	2RS253121	51
2P0407361 20	35	2R0498629ACH 30	41	2RD525177B	21	2S0103085A	45
2P0407361 30	35	2R0498629ACH 40	41	2RD525275	45	2S0103487	9
2P0407361 40	35	2R0498629G 0	41	2RD607312A	51	2S0121004B	12
2P0407545	37	2R0498629G 20	41	2RD711397	50	2S0129142	7
2P0498629	40	2R0498629G 30	41	2RD807124CTR	32	2S0129142A	7
2P0498629 10	40	2R0498629G 40	41	2RD807889	15	2S0129589A	28
2P0498629 20	40	2R0498629GCH 0	41	2RD807899	15	2S0130301	52
2P0498629 30	40	2R0498629GCH 10	41	2RD8676518A8	35	2S0130305	53
2P0498629 40	40	2R0498629GCH 20	41	2RD957501	8	2S0141707	21
2P0498629CH	40	2R0498629GCH 30	41	2RD957805B	16	2S0253137A	28
2P0498629CH 10	40	2R0498629GCH 40	41	2RD999491	33	2S0311113A	45

2S0721555H	16	2TC607312	51	2Z0721261A	48	T06253121D	51
2S0721556A	16	2TC607312A	51	2Z0721885	19	T06253683A	51
2S0807102B8A8	32	2TC957501	8	2Z0900275	47	T06311521	22
2S0807103B8A8	32	2TD117239	51	2Z0903119A	37	T06407172	15
2S08071048A8	33	2TD121005	12	2Z0971759	47	T06407373	32
2S2141719A	25	2TD121005 B	12	7007031C91	12	T06407393	47
2S2253691	18	2TD129593	33	85HBE23862AB	39	T06407545	37
2S2253853A	25	2TD407687	35	B925741	19	T06411041	13
2S2253853B	25	2TD407687 10	36	B925746	19	T06411167	49
2S2253867A	13	2TD407687 30	36	C64110	19	T06498629	42
2S2253867B	13	2TD498629	41	C7TA8100155C	13	T06498629 10	42
2S2253869A	21	2TD498629 10	42	I90281	19	T06498629 20	42
2S2253869B	21	2TD498629 20	42	K033409	20	T06498629 30	42
2S2253877	49	2TD498629 30	42	K033411	20	T06498629CH 0	42
2S2298109	19	2TD498629CH 0	42	K036633	48	T06498629CH 10	42
2S2721261	19	2TD498629CH 10	42	K045092	48	T06498629CH 20	42
2S2821331	23	2TD498629CH 20	42	N0101193	33	T06498629CH 30	42
2SK141165	29	2TD498629CH 30	42	N0101221	33	T06501317B	46
2SP145467	30	2TE117273	7	N0101673	33	T06525159A	22
2T0105253B	37	2TE117273A	7	N0102187	33	T06525275	46
2T0129657	11	2TJ501317A	45	N01024015	33	T06599517	39
2T0130764	54	2TJ721619	31	N0103506	33	T06607319	51
2T0141707B	25	2U0130301	53	N011004	38	T06609283	31
2T0145299	23	2U0130302	53	N0110212	38	T06609701	16
2T0201114A	54	2U0130303	53	N0111862	38	T06609702	16
2T0201551	49	2U0130304	53	N0209057	7	T06611647	26
2T0253691	13	2U0130305	53	N0221461	38	T06611705A	52
2T0301227	45	2U0130306	53	N0221491	38	T07253101H	52
2T0301457	45	2U0130764	54	N0235463	7	T11107125	32
2T0311189	45	2U0141701B	21	N0401064	33	T11129863	40
2T0311281	45	2U0145299	23	N10023901	33	T11130125	24
2T0311449	45	2U0311189	45	N1024118	33	T11145745	24
2T0311807B	32	2U0721555B	16	NF033848AB	38	T11198165	24
2T0505469	50	2U2103548A	17	NF033850AB	38	T11407172	15
2T0711141	30	2U2103548B	17	NF055718AB	38	T11407393	47
2T0903165	37	2U2103548C	17	NF058676AB	34	T11407545	37
2T2121303	27	2U2103548F	17	NF058721AB	34	T11407675	50
2T2129589	28	2U2103548Y	17	NF058725AB	34	T11407677	9
2T2141165H	29	2U2121004	12	NF386180AB	38	T11407685	46
2T2141165K	29	2U2141255	45	NF386478AA	38	T11407687	36
2T2141197	15	2U2311189	45	NFE466025AA	39	T11407687 10	36
2T2141197A	15	2UU311623	45	NFE602208C	34	T11407687 20	36
2T2141231A	9	2V5881053	44	NFE602373C	34	T11407687 30	36
2T2141255	24	2VB721205	26	NFE661120HF	9	T11407693	19
2T2141719	25	2VB721405	19	NFE800817E	34	T11407751	39
2T2141719B	25	2VC498629	42	NFE826238KA	38	T11407759	39
2T2145299A	23	2VC498629 10	42	NFN601218AB	34	T11413435A	13
2T2253143C	7	2VC498629 20	42	NFN620481DF	38	T11413435A O	13
2T2253143H	7	2VC498629 30	42	NFU800900	15	T11498629	42
2T2253143J	7	2VC498629CH 0	42	NFU801225KA	7	T11498629 10	43
2T2253143K	7	2VC498629CH 10	42	NFU801229KA	8	T11498629 20	43
2T2311113	45	2VC498629CH 20	42	RCCE00297	20	T11498629 30	43
2T2721261F	19	2VC498629CH 30	42	RCCE00440	20	T11498629CH 0	43
2T2807071N28	33	2VF8071038A8	33	RCCE00700	20	T11498629CH 10	43
2T2821687	23	2VF857173999	49	SP5074	25	T11498629CH 20	43
2TA115611	54	2VF999471	33	SP6964	25	T11498629CH 30	43
2TA121831	7	2VG145157	12	SP7035	25	T11711291	36
2TA145171	44	2VG721555	16	T00415721A	20	T11711973	25
2TA201551	49	2VG721555A	16	T00711335A	16	T11957805	16
2TA253861	19	2VR801171	49	T00711335B	16	T11957821A	22
2TA422397	54	2VU121073	30	T00837502	31	T12109431C	47
2TA608701A	9	2W0121303	27	T00957805B	16	T12130303	53
2TA608705A	55	2W0145741A	51	T00957805C	16	T12130803	55
2TA955651	12	2Z0105313	46	T06107119	17	T12130803A	32
2TA957501A	8	2Z0121303A	27	T06107121	17	T12501224	40
2TA957501B	8	2Z0121303B	27	T06107123	17	T12501317	46
2TA957821B	22	2Z0129642	7	T06129611	54	T12525275	46
2TB121059A	30	2Z0201551	50	T06130553	31	T12525371	22
2TB121303 O	27	2Z0409135	33	T06199201	20	T12525375	28
2TB130805	54	2Z0511153	11	T06253101K	51	T12525377	10

T12945223A	28	TAC127525A	52	TH7299255	34	TQG117231 O	30
T12953141	28	TAC837015	23	TH7807132	49	TRA103385	34
T12957501B	8	TAE103209	9	TJG109289	28	TRA115561	24
T12957805	16	TAE107119	18	TJG115451B	30	TRA121045	9
T13141161	29	TAE107121	18	TJG115451B S	30	TRA121121	55
T13141173	47	TAE107123	18	TJG130301	53	TRA127967	55
T13311189	46	TAE109285	50	TJG130302	53	TRA130301	53
T13311983	31	TAE109289	28	TJG130303	53	TRA130302	53
T13311995A	36	TAE115107	55	TJG130304	53	TRA130303	53
T13312017	46	TAE121853	32	TJG130306	53	TRA130304	53
T13407671	39	TAE121855	52	TJG130805	54	TRA130305	53
T14501275	39	TAE129321	55	TJG141861	26	TRA130306	53
T14525873	34	TAE129589	28	TJG141865	22	TRA130805	54
T15129620C	24	TAE129589A	28	TJG141867	10	TRA145475	8
T15415701C	11	TAF253227	34	TJG141883	36	TRA903119	37
T16407172	15	TAF253861	20	TJG145455	40	TRG117231A	30
T16407393	47	TAF253867	13	TJG145457	39	TRG117275	8
T16407545	37	TAF253891	10	TJG199379B	52	TRG130302	53
T16407641	46	TAF299251	10	TJG253101A	52	TRG201035	54
T16407679A	17	TAF299263	21	TJG253135	28	ZF7673975816	12
T16407685	46	TAL117231	30	TJG253869A	22	ZF7674975960	12
T16407685B	46	TAL117269	8	TJG301235C	28		
T16407687	36	TAP145179	52	TJG311733	37		
T16407687 10	36	TAP721519	31	TJG399179C	10		
T16407687 20	36	TAP957805C	16	TJG399181A	39		
T16407687 30	36	TAR253853	25	TJG407689	19		
T16407687A	36	TAR411041	13	TJG407697C	50		
T16407687A 10	36	TAR411233A	34	TJG419669B	14		
T16407687A 20	36	TAR711523	25	TJG501473	51		
T16407687A 30	36	TAR721075	22	TJG521153	34		
T16407991	28	TAR721257 A	48	TJG711116	26		
T16411093	13	TAR953235 O	27	TJG711141	30		
T16415712B	50	TAR957805	16	TJG711259B	30		
T16498629	43	TAT129973	30	TJG711397A	50		
T16498629 10	43	TAT863057232	18	TJG711397XD	50		
T16498629 20	43	TAU957501	8	TJG711397XE	50		
T16498629 30	43	TAV121617	49	TJG711981A	50		
T16498629A	43	TD1253683A	52	TJG711981B	50		
T16498629A 10	43	TD1711877B	16	TJG711981C	9		
T16498629A 20	43	TD1711877C	16	TJG721139	34		
T16498629A 30	43	TE3103113Q	15	TJG807131	49		
T16498629ACH 0	43	TE3103193	15	TJG807202	32		
T16498629ACH 10	43	TE3103487	55	TJG807741	21		
T16498629ACH 20	43	TE3109285	50	TJG857173	49		
T16498629ACH 30	43	TE3115561	24	TJG857174	49		
T16498629B	43	TE3121831E	8	TJG899369	22		
T16498629B 10	43	TE3129611A	13	TJG899369 X	22		
T16498629B 20	43	TE3141865	22	TJG899371E	51		
T16498629B 30	43	TE3141869	15	TJG899441	15		
T16498629B VP	44	TE3145745A	24	TJG899607	20		
T16498629BCH 0	43	TE3145903A	39	TJG915415	39		
T16498629BCH 10	44	TE3311189A	46	TJG953277	40		
T16498629BCH 20	44	TE3311543	9	TJG957501H	8		
T16498629BCH 30	44	TE3312061	10	TJG957501K	8		
T16498629CH 0	44	TE3501317A	46	TL7121043	28		
T16498629CH 10	44	TE3607033	31	TL7129611	54		
T16498629CH 20	44	TE3607473	39	TL7129863	40		
T16498629CH 30	44	TE3837016	23	TL7130302	53		
T16513479	10	TEG129620	24	TMG253853	25		
T16525187	10	TEG129620A	24	TMG521153	34		
T16525187187A	44	TEG141165	29	TMG525231	39		
T16525187A	10	TEG141165 F	29	TMJ121303 O	27		
T2D145407	50	TEG145745A	24	TMJ512393	15		
T2D311879	46	TEG253143A	8	TMJ512395	46		
T2D312057	28	TEG311541A	26	TN4253861	20		
T2D312077	10	TEG721619A	31	TNQ711111	28		
T2D525283	24	TF3103211	9	TNR411075	52		
T72601157	51	TF3721405	20	TPH141857	26		
T75411185A	17	TGG145177	52	TPH141857 X	26		
TAC109215	46	TGG253101A	52	TQG117231	30		





085215	75	1C453115AA 30	75	85HU4228B4230B	83	BF0X3125AA	83
00181139	74	2C456750AA	91	85HU4230B	58	BF0X70038	57
01925818	88	2C459K163AA	87	85HU4394A	88	BF0X70057	77
03618993	70	2P0321143	75	85HU4813A	83	BF0X70098	77
03873015	91	2R0103548F	63	85HU4K065A	58	BF0X7050A	87
03873091	89	2R0103548G	63	85HU4K069A	70	BF0X7050B	87
03873092	89	2R0103548H	63	85HU4K069B	73	BF0X71010	70
04099908	59	2R0121437	73	85HU7162A	57	BF0X72028	69
0081172032	83	2R0301338	73	85HU7223A	70	BF0X7B009A	57
0734319609	83	2R0311189	83	85HU9601A	67	BF1X20070A	74
796360	56	2R0321143A	75	85HU9C673A	60	BF1X2W080A	64
3001607	83	2R0407071	63	85HU9W780B	62	BF1X4067A	77
3312252	60	2R0407071A	63	85TU9275B	59	BF1X5874A	83
3344387	75	2R0407071B	63	86HU13368AA	71	BF1X6730AA	62
3354564	88	2R0498629G 0	79	86HUE045B15AAYYCE	86	BF3X1153AA	70
3354567	88	2R0498629G 20	79	86HUE045B16AAYYCE	86	BF5T2K756A	64
3354569	88	2R0498629G 30	80	87HU13444AA	71	BF5T3111E	81
3354916	89	2R0498629G 40	80	87HU17260AA	62	BF5T3111E 10	81
3354917	89	2R0498629GCH 0	80	87HU17294CD3A	57	BF5T3111E 30	81
3354919	89	2R0498629GCH 10	80	87HU4676AA	83	BF5T3111ECH	81
3354920	89	2R0498629GCH 20	80	87HU7K046AAXD	87	BF5T3111ECH 10	81
3354921	89	2R0498629GCH 30	80	87HU7K046AAXE	87	BF5T3111ECH 20	82
3354943	90	2R0498629GCH 40	80	87HU9R500AA	67	BF5T3111ECH 30	82
3902487	91	2RD103113C	85	88HU1124BA	88	BF5X1195A	58
3906695	91	2RD198181	59	88HU17294CK3A	57	BF5X2W146AA	73
3906698	57	2RD253853B	68	88HU7541AA	68	BF5X3110A010	60
3912473	57	2RD398043	85	88HU7A508BA	64	BF5X3110A020	61
3917780	70	2RD407687030	75	89TU4236AA	66	BF5X3110A030	61
3921978	90	2RG109429A	85	97HU8600AA	69	BF5X3110ASTD	61
3968355	87	2RJ311261	66	98HU17260AA	62	BF5X3111	82
4300121	83	2RK107124	63	AC458600AA	69	BF5X3111 10	82
4214110960	64	2RK107125	63	B925741	64	BF5X3111 20	82
4214289150	68	2RK107126	63	B925746	64	BF5X3111 30	82
4214299190	68	2RM141861	68	BC457A508BB	64	BF5X3111GCH 0	82
4214299340	68	2RP253863	86	BC457A543AA	64	BF5X3111GCH 10	82
8961300504	59	2RP253891	73	BC457K626AB	86	BF5X3111GCH 20	82
9700511200	86	2RP299263	65	BC8A2A407A	56	BF5X3111GCH 30	82
9700511280 A	86	2RP511199	77	BD2T1124A	88	BF5X3115A	75
9700511630	86	2RR312141 C	69	BD2T3111A	80	BF5X3115A010	75
9709030104	64	2RR399181	77	BD2T3111A 10	80	BF5X3115A020	75
904931060262	73	2SB721555B	62	BD2T3111A 20	80	BF5X3115A030	76
906905810101	59	2SC721555B	62	BD2T3111A 30	80	BF5X3123A	85
922909011304 MW	88	2SH957805A	62	BD2T3111ACH	80	BF5X3138A	64
940707310035	59	2SN607041	73	BD2T3111ACH 10	81	BF5X3A105A	77
961007860014	87	2SN957805D	62	BD2T3111ACH 20	81	BF5X4676A	83
6007099062001 20	80	2ST145467	72	BD2T3111ACH 30	81	BF5X60000A	63
6007099068008	80	2TD121005 B	59	BE2Y4676A	83	BF5X60000B	63
6007099068008 10	80	2U0130303	88	BE2Y7515A	68	BF5X60000C	63
6007099068008 20	80	2VC498629 10	80	BE2Y7548A	71	BF5X6513AA	73
6007099068008 30	80	2VC498629 20	80	BE9H3111A 0	81	BF5X6N861A	56
1C4513B175AB	79	2VC498629 30	80	BE9H3111A 10	81	BF6T10344B	77
1C4517C881AB	67	2VC498629CH 0	80	BE9H3111A 20	81	BF6T4676AA	83
1C453110BA010	60	2VC498629CH 10	80	BE9H3111A 30	81	BF6T6763AA	88
1C453110BA020	60	2VC498629CH 20	80	BE9H3111ACH 0	81	BF6X2125A	73
1C453110BA030	60	2VC498629CH 30	80	BE9H3111ACH 10	81	BF6X7235AA	76
1C453110BA040	60	2Z0105313	85	BE9H3111ACH 20	81	BF7T6C055A	63
1C453110BASTD	60	374049S2	58	BE9H3111ACH 30	81	BF8T17271A	85
1C453111A	79	390216S2	74	BE9H3111B	81	BF8T390859A	79
1C453111A 10	79	4C452W068BA	68	BE9H3111B 10	81	BF8T3A130B	87
1C453111A 20	79	4C452W068CA	68	BE9H3111B 20	81	BF8T5A272AA	56
1C453111A 30	79	4C452W068DC	68	BE9H3111B 30	81	BF8T6065AA	74
1C453111A 40	79	4C456W650BA	72	BE9H3111BCH	81	BF8T6E209A	77
1C453111ACH 0	79	6C357B118AA	58	BE9H3111BCH 10	81	BF8T7064A	84
1C453111ACH 10	79	7EQ7234	73	BE9H3111BCH 20	81	BF8T7234A	73
1C453111ACH 20	79	81DB5K353BA	60	BE9H3111BCH 30	81	BF8T7E218A	76
1C453111ACH 30	79	83TU1175A	83	BF0X3115AA	75	BF8T8255A	91
1C453111ACH 40	79	83TU4851A	68	BF0X3115AA020	75	BF8T8501A	59
1C453115AA	75	85HBE23862AB	78	BF0X3115AA030	75	BF8T8W600A	77
1C453115AA 10	75	85HU4038A	66	BF0X3115AASTD	75	BF8T9154B	91
1C453115AA 20	75	85HU4228B	58	BF0X3123AA	85	BF8T9K424A	74

BF8T9K424B	74	D5HA3115BA 30	76	T16407679A	63	TN000231X1	74
BF8X2K756A	64	D5TA3122AB	64	T16498629BCH 0	82	TN000270X1	78
BF8X2W082A	64	DOTU372430S	79	T16498629BCH 10	82	TN000271X1	78
BF8X9365A	67	DTAU957501	57	T16498629BCH 20	82	TN000315X1	74
BF8X9A556AA	89	E1HT1175AA	84	T16498629BCH 30	82	TN000392X1	75
BF8X9A559AA	89	E5HT1175AA	84	T16513479	58	TN000455X1	75
BF9T6701AA	84	E5HT17756AWAP	74	T2D145407	87	TN000732X1	78
BF9T8501BA	59	E5HT18W001AA	58	T2D312051	85	TNJ957805	62
BF9T9F585AA	70	E5HT3110BA	61	T71711139	62	TNL899565BA	60
BF9X8501AA	59	E5HT3110BA010	61	T71837501	72	TNQ711099	71
BFOT10B300BA	67	E5HT3110BA020	61	T71837501D	72	TPH141857 X	69
BFOX6701AA	84	E5HT3110BA030	61	T71837502	72	TQG117231	72
BG1T10B300AA	67	E5HT3125BA	84	T71837502D	72	TQG117231 O	72
BG1T7B096B	76	E5HT5484AB	60	T72609701	62	TRA127967	91
BG1T7C316C	66	E5HT5A281B2A	56	T75411185A	63	TRA130301	89
BG1X1124AA	88	E5HT5K371AA	65	TAAA7522A	76	TRG117231A	72
BG1X2W082BA	64	E5HT5L369AA	66	TAE103209	57	TRG130302	90
BG1X4676CA	84	E5HT6750CE	91	TAE107119	63	TRG201035	90
BG1X7544AA	68	E5HT7277AB	69	TAE107121	63	U801061	75
BG2T6020DA	70	E602373S72	74	TAE107123	63	U801225S100	56
BG2T6052AA	85	E661120S85	57	TAE115107	91	U801229S100	56
BG2T8507CA	70	E6HT3A515AA	60	TAE121855	88	U801630S2	78
BG2T8507EA	70	E6HT7213AA	72	TAE129321	91	W714484S300	61
BG2T9441AA	70	E6HZ7288A	84	TAE129589A	70	W714612S300	56
BG2T9E936AA	70	E6HZ7808A	61	TAF253861	65	WD5T2266015STD	91
BG2X4813AA	84	E7HT4N272AA	74	TAF253891	58	WD5T8501A	59
BG2X6064AA	74	E7HT6C640BC	72	TAF299251	58	WD5T9F530C	56
BG2X6418AA	71	E7HZ7124J	86	TAF299255	74	WD8T1003STD	73
BG2X9A555AA	89	E7HZ7162A	57	TAK253121	88	WD8T9A558A	90
BG2X9A555BA	89	E7HZ7A081C	57	TAL117281	56	WD8T9A559A	90
BG2X9A556AA	89	E826238S100	77	TAP915415	78	WD8T9W350A	59
BG2X9A556BA	89	E8HZ9A153A	90	TAR721075	66	WE4T1082STD	91
BG2X9A557AA	89	E9AZ5422208A	59	TAR953235 O	70	WE5H1018STD	79
BG2X9A557BA	89	FCSD54922AA	56	TE3129459	72	WF0F60010	73
BG2X9A558AA	89	FCSD54925AA	56	TE3607033	73	WF0F6700A	84
BG2X9A558BA	89	FCSD54932AA	56	TE3607473	78	XC352853AC	62
BG2X9A559AA	89	FCSD54951AA	56	TEG129620A	67	XC359A758CC	62
BG2X9A559BA	89	FCSD54989AA	56	TEG141165	71	XC3Z3122AA	64
BG2X9A560AA	89	K043961	64	TF3103113D	62	XC3Z3123AA	85
BG2X9A560BA	89	LF3349	67	TF3103211	57	XC3Z6750AA	91
BG2X9N392AA	90	N01025411	74	TJG109211	64	XC4516800BBYYH	65
BG3T6K582AA	57	N0110042	77	TJG115451B S	72	XC453531AA	83
BG3X4813AA	84	N101221S110	74	TJG130301	89	XC453A562AA	88
BG3X7048BA	84	N102187S110	74	TJG130302	89	XC453A713AA	88
BG3X7213AA	72	N6200481S36	77	TJG199379B	88	XC455484BA	60
BG4T7D049AA	84	NF033848AB	77	TJG301235C	70	XC455484EA	60
BG4X7D049BA	84	NF386478AA	78	TJG311733	77	XC455C250BA	71
BG5X1010A	84	NU801755S2	78	TJG399181A	78	XC455L382AB	88
BG5X2884AA	77	RCCE00181	65	TJG407397	61	XC456A066AA	67
BG5X4676AA	84	RCCE00440	65	TJG407397010	61	XC456F081AA	56
BG5X7213AA	72	SP5074	68	TJG407397020	61	XC456W650BA	72
BG5X8501AA	59	SP6964	68	TJG407397030	61	XC457548AA	71
BG5X9451AA	70	SP7035	68	TJG407687	76	XC457K046AA	87
BG6T4813A	84	T06107119	63	TJG407687010	76	XC457K626AA A	86
BG6X7235BA	76	T06107121	63	TJG407687020	76	XC457N620AA	61
BG6X9451BA	70	T06107123	63	TJG407687030	76	XC457R361BA	69
BG9X7544AA	69	T06199201	65	TJG407693	64	XC458287AA	56
BH0X6312AA	77	T06498629	82	TJG501473	88	XC458287CA	56
BH1X33799AA	77	T06498629 10	82	TJG521153	74	XC459834EA	73
BH4X3123BA 0	61	T06498629 20	82	TJG711116	69	XC459W030AA	87
BH4X3123BA 10	61	T06498629 30	82	TJG711259A	72	YC456750DA	91
BH4X3123BA 20	61	T11407677	58	TJG857173	86	YC456F081AB	56
BH4X3123BA 30	61	T11407687	76	TJG857174	86		
BH4X3123BA 40	61	T11407687 10	76	TJG867118	78		
C1TT7590A	66	T11407687 20	76	TJG957501D	57		
C7TA8100155C	60	T11407687 30	76	TJG957805A	62		
D1HA3123A2A	85	T11407759	78	TMJ512393	61		
D5AH3115BA	76	T12130803	91	TN000044X1	78		
D5HA3115BA 10	76	T12130803A	73	TN000128X1	78		
D5HA3115BA 20	76	T16407641A	84	TN000223X1	78		



0000721512	97	3522005401 A	94	9408200261	98
0000900050	95	3522680335	95	9408200321	99
0001312802	96	3532000301	94	9408200421	99
0001313402	96	3532000301 A	94	9408850922	101
0002500062	105	3532001101	94	9423322062	93
0002500062 P	105	3532001101 A	94	9432601509	100
0002500062 R	105	3552000804	102	9438110307	98
0002506415	100	3552001101	94	9438110407	98
0002540047	105	3555860220	102	9438201461	98
0002540147	105	3640947004	98	9438201561	98
0003530259	104	3642000101	94	9700510010	105
0004313414	97	3642000204	102	9700510010 C	105
0004700605	106	3643300019	103	9700510010 CN	105
0004770329	107	3643300019 10	103	9700510010 P	105
0009107238	104	3643300019 20	103	9700510010 R	105
0009941845	102	3643300019 30	103	9700511280 A	105
0009974446	104	3662000401	102	9700511630	106
0012500615	99	3662000701	94	9700511640	106
0012500615 P	99	3662000701 A	94	9700511900	106
0012500815	99	3662005601 A	94	9700514310	106
0012502215	99	3662006801	94	9705400045	107
0012509215	99	3662006801 A	94	9705450124	105
0012955607 A	105	3762000204	102	9709030104	97
0012955906	96	3762000304	102	9792950106	97
0014321005	96	3762000501	94	9793320080	92
0019970646	104	3762000804	102	9793320162	93
0019972590	92	3763300319	103	9793320180	92
0022504115	99	3763300319 10	103	9799810011	105
0022504115 P	99	3763300319 20	103	2B510014	96
0022504615	99	3763300319 30	103	2TB121303 O	99
0022506315	100	3842957006	96	3142000601K	102
0022950206	96	3845011382	100	3452000201X	102
0022950806	96	3845011482	100	9792950006A	97
0022951607	96	3845289182	100	A0002626835	106
0022959106	96	3862957007	96	A0002670668	98
0049812125	104	3882957006	97	A0002671250	95
0079978446	104	3894020068	96	A0003530162	93
0169812710	104	4071800684	93	A0003530162262	104
0209974947	92	4110345704	97	A0003530262	93
071805013202	106	4213051210	97	A0009931102	101
19906651	102	4420110259	96	A0009943301	107
3082507215	100	4570110259	96	A0012620062	104
3082547020	104	4572000004	102	A0019916460	101
3142000601	94	4572000005	102	A0029943835	92
3212500515	100	4572000101	94	A0039909250	102
3212501315	100	4572000201	94	A0059909482	107
3212670025	101	4572020310	102	A0239970248	101
3431557215	102	4602000001	94	A0279973345	104
3449977790	92	4752000201	94	A3842950006	97
3449977890	92	4960780186	92	A3860947404	98
3449979790	92	4960780386	92	A9452642127	97
3449979890	92	6695280182	100	B98139	97
3450700262	92	6695280282	100	C64110	97
3452000201	94	6753300019	103	DCB0002950718	106
3452000801	94	6753300019 10	103	II31161	99
3452007101	94	6753300019 20	103	KN28031B1	97
3452547020	104	6753300019 30	103	KN3300133	97
3452957006	96	6963300019	104	RCCE00122	97
3460172360	93	6963300019 10	104	RCCE00319	97
3503300019	103	6963300019 30	104	RCCE00335	97
3503300019 10	103	6965007175	100	RCCE00361	97
3503300019 20	103	7603014104	93	VA3100033	97
3503300019 30	103	8961300504	93		
3508697021	95	9042001901	103		
3509970090	92	9042002501	95		
3520100168	106	9062000204	103		
3522001004	102	9062005701	95		
3522003801	94	9408200056	98		
3522003801 A	94	9408200156	98		
3522005401	94	9408200161	98		





www.cipec.com.br

EMPRESA CERTIFICADA
CERTIFIED COMPANY **ISO 9001:2015**

Conheça toda nossa Linha de Produtos

- Agrale
- Scania
- Volvo
- Iveco
- Freios



GRUPOCIPEC