

BOMBAS D'ÁGUA

Central de Atendimento:
+55 19 3834.9822
vendas@cipec.com.br
www.cipec.com.br

CATÁLOGO - PEÇAS DE REPOSIÇÃO

Spare Parts Catalogue

Catálogo de Repuestos



CIPEC INDUSTRIAL
2024

Empresa

Company | La Empresa

A Cipec iniciou suas atividades em 1983 na cidade de São Caetano como um pequeno distribuidor e fabricante de peças de reposição para caminhões e ônibus. Trabalhando com empenho e seriedade, a Cipec rapidamente ampliou seu leque de produtos de distribuição, alcançando logo em seguida o status de referência nacional no mercado de reposição da linha Scania.

Em 1999, devido ao ritmo crescente dos negócios, a estrutura da Cipec já não comportava a demanda, levando a empresa a transferir suas atividades para uma área de 20.000 m² em Indaiatuba, localizada estrategicamente no interior paulista. Nesse novo local, a empresa investiu fortemente na parte fabril e agregou as linhas Volvo, VW, MWM, Cummins e Iveco.

Com amplo espaço fabril e novos nichos de mercado se abrindo, em 2003 a Cipec inovou mais uma vez, implantando uma completa linha de servos de embreagem, válvulas e reparos de freios para linha pesada. Surgiu então a NTI, uma marca Cipec que em pouco tempo ficaria conhecida no mercado, oferecendo um produto competitivo e altamente confiável.

Atualmente, a Cipec conta com mais de 170 colaboradores e comercializa mais de 22.000 itens a partir de sua unidade fabril localizada em Indaiatuba, ampliando ainda mais sua capacidade de produção e expedindo mais de 30 toneladas de produtos por dia para mais de 50 países em todo o mundo.

Cipec began its activities in 1983 in the city of São Caetano as a small distributor and manufacturer of spare parts for trucks and buses. Working with dedication and seriousness, Cipec quickly expanded its range of distribution products and soon achieved national reference status in the replacement market for the Scania line.

By 1999, its structure could no longer accommodate the growing pace of business, prompting Cipec to transfer its operations to a 20,000 m² area in Indaiatuba, strategically located in the interior of São Paulo. Strong investments were made in the manufacturing sector, and the Volvo, VW, MWM, Cummins, and Iveco lines were added.

With ample manufacturing space and new market niches emerging, Cipec innovated once again in 2003, introducing a complete line of clutch servos, valves, and brake repair kits for heavy-duty applications. Thus, NTI was born, a Cipec brand that quickly became known in the market, offering competitive and highly reliable products.

Today, Cipec employs over 170 employees and sells over 22,000 items from its manufacturing facility located in Indaiatuba, further increasing its production capacity and shipping over 30 tons of products per day to more than 50 countries worldwide.

La Cipec inició sus actividades en 1983 en la ciudad de São Caetano como un pequeño distribuidor y fabricante de repuestos para camiones y autobuses. Trabajando con dedicación y seriedad, Cipec amplió rápidamente su gama de productos de distribución y pronto alcanzó el estatus de referencia nacional en el mercado de repuestos para la línea Scania.

Para 1999, su estructura ya no podía soportar el creciente ritmo de negocios, lo que llevó a Cipec a trasladar sus operaciones a una área de 20,000 m² en Indaiatuba, estratégicamente ubicada en el interior de São Paulo. Se realizaron fuertes inversiones en el sector manufacturero y se añadieron las líneas Volvo, VW, MWM, Cummins e Iveco.

Con un amplio espacio de fabricación y nuevos nichos de mercado emergentes, Cipec innovó una vez más en 2003, introduciendo una línea completa de servos de embrague, válvulas y reparaciones de frenos para aplicaciones de servicio pesado. Así nació NTI, una marca de Cipec que rápidamente se hizo conocida en el mercado, ofreciendo productos competitivos y altamente confiables.

Hoy en día, Cipec emplea a más de 170 trabajadores y vende más de 22,000 artículos desde su planta de fabricación ubicada en Indaiatuba, aumentando aún más su capacidad de producción y enviando más de 30 toneladas de productos al día a más de 50 países en todo el mundo.



AGRALE	05
CUMMINS	07
FORD	08
GM	10
IVECO	11
MERCEDES	13
MWM	20
SCANIA	21
VOLVO	25
VW	28
CONTATOS	32

AGRALE	05
CUMMINS	07
FORD	08
GM	10
IVECO	11
MERCEDES	13
MWM	20
SCANIA	21
VOLVO	25
VW	28
CONTACTS	32

AGRALE: 6007001458008

B'B D'AGUA MWM 4/6 CIL S10

WATER PUMP MWM 4 AND 6CYL. ENGINE S10

CIPEC: 023570
 IVECO: 503120581 / 503120943 / 503355453
 VOLVO: 20853847 V / 21094358 V / 21358656 V
 VW: 2R0121004B / 2R0121004D / 2R0121004G / 2R0121004H / 2R0121004J /
 2RD121005 / 961007310014 / 961007310036 / 961007310076 / 961087310026 /
 TAE121005 / UB0579
 AGRALE | 13.000 TCA E-MEC. CAMINHAO



AGRALE: 6008001249009

B'B D'AGUA MWM 4.0 TCA 4 CIL

WALTER PUMP MWM

CIPEC: 022171
 FORD: UB0577
 VW: 0105002 / 73102
 AGRALE | VOLARE A6 PRIMEIRA EDICAO | VOLARE W9 FLY-EURO V



AGRALE: 6008001589008

B'B D'AGUA MWM SPRINT 4 CIL-MOD.

WATER PUMP CUMMINS EURO-3 3.9L 4CYL.

AGRALE: UB0575
 CIPEC: 022176
 AGRALE | MA 6.0 | MOTOR MWM 4.07TCE 4C | VOLARE A5 | VOLARE A6 | VOLARE V5E |
 VOLARE V5E TRONIC MWM SPRINT 4.07 TCE



AGRALE: 6013101103007

B'B D'AGUA MOTOR MWM ELETRONICO

WATER PUMP ELECTRONIC MWM

CIPEC: 020009
 VOLVO: 20754463 V / 21094357 V
 VW: 2R0121004A / 2S0121004G / 2S0121004H / 961207310016 /
 961207310046 / 961207310086 / 961287310016 / UB0573
 AGRALE | 7500 | 8500 | 9200 | VOLARE A8 | VOLARE FLY W9 LIMOUSINE EURO III | VOLARE W8 |
 VOLARE W9 2012



AGRALE: 6013501100009

B'B D'AGUA MWM SPRINT 4 CIL-MOD. 5-140-8150 DELIVE

WATER PUMP CUMMINS EURO-3 3.9L 4CYL.

CIPEC: 020911
VW: 940807310015 / UB0574
AGRALE



AGRALE: 8005101460009

B'B D'AGUA MWM 3/4/6 CIL D229 ASP.

WATER PUMP MWM 4/6 CYL. SIMPLE

AGRALE: 8012201076004
CIPEC: 022504
VW: 03618992 / 2R0121004C / 2R0121004E / 75202649 / 922507310015 /
922987310016 / 922987310026 / UB0576
AGRALE | 7000D | 7500TD



CUMMINS: 5254981

B'B D'AGUA MOTOR CUMMINS ELETRONICO

CIPEC: 024590

FORD: 5294721 / BH1X8501AA / UB0734

VW: 2R0121004 / 4891252

CUMMINS



FORD: BF8T8501A

B'B D'AGUA CUMMINS 5.9L SERIE B

WATER PUMP CUMMINS 5.9L SERIE B

CIPEC: 020969
 FORD: 3285410DX / BF5X8501A
 VW: 2S0121004D / 2S0121004D B / 2S0121004F / 2S0121004F B / BF5X8501A B / BF8T8501A B / TRA121005 / TRA121005 B / UB0731
 FORD | 1215CUM | 1217 CUMMINS | 1316 CHILE | 1421 | 1621 BR | 1721 BR | 1721 CHILE | 814 / 815(96/...) | 815 | 915 | CARGO 1215 | CARGO 1217 | CARGO 1415 | CARGO 1417 | CARGO 1421 | CARGO 1617 | CARGO 1621 | CARGO 814 | CARGO 815 | F12000 | F14000 | F16000 | F350 | F350 C / DUPLA | F350 C/SIMPLES | F4000 | F4000 4BT CUMMINS TURBO 4BT | F4000 4X2 CUMMINS ELET 2.8L 152CV TC DSL | F4000 4X4 CUMMINS ELET.2.8L 152CV TC DSL



FORD: BF9T8501BA

B'B D'AGUA MWM 4.0 TCA 4 CIL

WALTER PUMP MWM

CIPEC: 022170
 FORD: UB0577
 VW: 0105002 / 73102
 FORD | F1000 | F250 | F250XL/XLT | F350 | F350 4.2 V6



FORD: BF9X8501AA

B'B D'AGUA CUMMINS 8.3L SERIE C

WATER PUMP CUMMINS 8.3L SERIE C

CIPEC: 021122
 FORD: 3285323DX / BG1X8501AA / BG1X8K501AA
 VW: 2RK121005A / 2S0121004 / 2S0121004A / 2S0121004C / 2S0121004E / 2S0121005 / 3285323 / TE3121005 / TF3121005 / UB0732
 FORD | CARGO 1422 | CARGO 1617 | CARGO 1622 | CARGO 1630 | CARGO 2322 | CARGO 2422 | CARGO 2422 6X4 | CARGO 2425 | CARGO 2630 | CARGO 3224 | CARGO 3530 | CARGO 3660 | CARGO 4030



FORD: BG5X8501AA

B'B D'AGUA MOTOR CUMMINS ELETRONICO

WATER PUMP CUMMINS ELECTRONIC

CIPEC: 021546
 FORD: 5294721 / BH1X8501AA / UB0734
 VW: 2R0121004 / 4891252
 FORD | 1119 FORD CARGO | 1319 4X2 | 1419 4X2 | 1519 4X2 | 1719 4X2 | 1723 4X2 | 1729 4X2 | 2423 6X2 | 2429 6X2 | 2623 6X4 | 2629 6X4 | 816



FORD: WD5T8501A

B'B D'AGUA MWM 3/4/6 CIL D229 ASP.

WATER PUMP MWM 4/6 CYL. SIMPLE

AGRALE: 8012201076004

CIPEC: 020871

VW: 03618992 / 2R0121004C / 2R0121004E / 75202649 / 922507310015 /

922987310016 / 922987310026 / UB0576

FORD | F1000 TB MWM 229 | F11000 | F12000 | F12000 MWM 229 | F13000 | F14000HD | F19000 |
F21000 | F22000 | F350 | F4000 MWM 229 | F4000 MWM NA | F600 | F7000



GM: 93342361

B'B D'AGUA MWM SPRINT 4 CIL-MOD.

WATER PUMP CUMMINS EURO-3 3.9L 4CYL.

AGRALE: UB0575
CIPEC: 022175
GM | BLAZER | S10



IVECO: 500052824

B'B D'AGUA MWM 4/6 CIL S10

ENGINE WATER PUMP MWM X 10

CIPEC: 022349
 IVECO: 503120581 / 503120943 / 503355453
 VOLVO: 20853847 V / 21094358 V / 21358656 V
 VW: 2R0121004B / 2R0121004D / 2R0121004G / 2R0121004H / 2R0121004J /
 2RD121005 / 961007310014 / 961007310036 / 961007310076 / 961087310026 /
 TAE121005 / UB0579
 IVECO | EURO CARGO 170E21



IVECO: 500300476

B'B D'AGUA DAILY

WATER PUMP - DAILY

CIPEC: 015817
 IVECO: 500361203 / 500361919 / 503644438 / 99438900 / MNKBA10735 /
 NKBA14011
 IVECO | DAILY | DAILY/SCUDATO



IVECO: 504062854

B'B D'AGUA MOTOR CUMMINS ELETR. TECTOR/EURO CARGO

WATER PUMP CUMMINS ELECTRONIC

CIPEC: 018094
 FORD: 5294721 / BH1X8501AA / UB0734
 VW: 2R0121004 / 4891252
 IVECO | EURO CARGO | TECTOR



IVECO: 504113544

B'B D'AGUA N.DAILY

WATER PUMP NEW DAILY

CIPEC: 015862
 IVECO: 504087367 / 504337182 / 504360207
 IVECO | N.DAILY | N.DAILY SCUDATO



MERCEDES: 3142000601

B'B D'AGUA MERCEDES OM 314 4CIL

WATER PUMP MERCEDES

CIPEC: 007823

MERCEDES: 3142000604 / 3142002901 / UB0608

CBT | TRATOR 1065 | TRATOR 2080 | MERCEDES | 608 | 608 D | 708 | 708 D/E | L608 | L608D | L608E | L708 | L708D | L708E | TOYOTA | JEEP/BANDEIRANTES



MERCEDES: 3452000201

B'B D'AGUA MERCEDES OM 355 5/6CIL

WATER PUMP ASSY OM-355

CIPEC: 022402

MERCEDES | 1519 | 1924 | 1929 | 2219 | O355 | O364 | OH1419 | OH1517



MERCEDES: 3452000801

B'B D'AGUA MERCEDES OM 355 5/6CIL

WATER PUMP ASSY OM-355

CIPEC: 022401

MERCEDES | 1932 | 1933 | 1934



MERCEDES: 3452007101

B'B D'AGUA MERCEDES OM 355 5/6CIL

WATER PUMP ASSY OM-355

CIPEC: 007828

MERCEDES: 20033

MERCEDES | 1517 | 1519 | 2219 | O364 | OH1419



MERCEDES: 3522003801

B'B D'AGUA MBB C/TAMPA OM 352 6CIL (ROTOR 87,5MM)

WATER PUMP (UB-313)

CIPEC: 007825
 MERCEDES: 3522009401
 MERCEDES | OM352



MERCEDES: 3522003801 A

B'B D'AGUA MERCEDES OM 352 6CIL

WATER PUMP (UB-313)

CIPEC: 022399
 MERCEDES: 3522009401 A / UB0314
 MERCEDES | 1111 | 1113 | 1116 | 1313 | 1314 | 1316 | 1513 | 1514 | 1516 | 2013 | 2014 | 2016 | 2213 | 2214 | 2216 | LPO1113 | O352 | O362 | OH1313 | OH1314 | OH1316



MERCEDES: 3522005401

B'B D'AGUA MERCEDES OM 352 6CIL

WATER PUMP MERCEDES

CIPEC: 007829
 MERCEDES: 3522009601
 MERCEDES | 1113 | O362 | O364 | OF1113 | OF1313 | OH1313 | OH1316



MERCEDES: 3522005401 A

B'B D'AGUA MERCEDES OM 352 6CIL

WATER PUMP MERCEDES

CIPEC: 022404
 MERCEDES: 3522009601 A / UB0362
 MERCEDES | 1113 | O362 | O364 | OF1113 | OF1313 | OH1313 | OH1316



MERCEDES: 3532000301

B'B D'AGUA MERCEDES OM 352 6CIL

WATER PUMP MERCEDES

CIPEC: 007826

MERCEDES: 3532003701

CASE | CARREGADEIRA W18 | CARREGADEIRA W20 | CARREGADEIRA W20B | CBT | TRATOR 1000 | TRATOR 1065 | TRATOR 1105 | TRATOR 2105 | TRATOR 2600 | TRATOR 8060 4X4 | CLARK | TRATOR 55 ARTICULADA | TRATOR 65R | TRATOR 714GUINDASTRE | TRATOR 75 | TRATOR 75HD | TRATOR 75III | EATON | TRATOR EATON 134A | TRATOR EATON 1500BM | TRATOR EATON 1900BM | ENGESA | CAMINHÃO ENGESA EE10 | CAMINHÃO ENGESA EE11 | CAMINHÃO ENGESA EE12 | CAMINHÃO ENGESA EE15 | CAMINHÃO ENGESA EE25 | CAMINHÃO ENGESA EE9 | FIAT | TRATOR FIAT 134BR | TRATOR FIAT 1500B | TRATOR FIAT 1900B | TRATOR FIAT 545 | TRATOR FIAT 545B | TRATOR FIAT 545H | TRATOR FIAT 645B | TRATOR FIAT 745 | TRATOR FIAT 745B | TRATOR FIAT 745H | TRATOR FIAT 945 | TRATOR FIAT 945B | TRATOR FIAT FG70 | TRATOR FIAT FG75 | TRATOR FIAT FR10 | TRATOR FIAT FR12 | KOMATSU | TRATOR D30E ESTEIRA | TRATOR D50A | MERCEDES | 1113 | 1116 | 1313 | 1314 | 1316 | 1513 | 1514 | 1516 | 2013 | 2014 | 2016 | 2213 | 2214 | 2014 | 2016 | 2213 | 2214 | 2216 | LPO1113 | O352 | O362 | OH1313 | OH1314 | OH1316 | NEW



MERCEDES: 3532000301 A

B'B D'AGUA MERCEDES OM 352/A 6CIL

WATER PUMP MERCEDES

CIPEC: 022400

MERCEDES: 3532003701 A / UB0316

MERCEDES | 1113 | 1116 | 1313 | 1314 | 1316 | 1513 | 1514 | 1516 | 2013 | 2014 | 2016 | 2213 | 2214 | 2216 | LPO1113 | O352 | O362 | OH1313 | OH1314 | OH1316



MERCEDES: 3532001101

B'B D'AGUA MERCEDES OM 352/A 6CIL

WATER PUMP MERCEDES

CIPEC: 022405

MERCEDES | 1113 | O362 | O364 | OF1113 | OF1313 | OH1313 | OH1316



MERCEDES: 3532001101 A

B'B D'AGUA MERCEDES OM 352/A 6CIL

WATER PUMP MERCEDES

CIPEC: 022406

MERCEDES: UB0364

MERCEDES | 1113 | O362 | O364 | OF1113 | OF1313 | OH1313 | OH1316



MERCEDES: 352001101

B'B D'AGUA MERCEDES OM 355 5/6CIL

WATER PUMP ASSY OM-355

CIPEC: 022403
 MERCEDES: 3522001501
 MERCEDES | OM355 | OM355 AFRICA



MERCEDES: 3642000101

B'B D'AGUA MERCEDES OM 364/A/LA 4CIL

WATER PUMP MB 364/A/LA

CIPEC: 007831
 MERCEDES: 3642002001 / UB0610
 MERCEDES | 1114 | 1214 | 709 | 710 | 712 | 712C | 712E | 809 | 809 LO | 812 | 812 LO | 912 | 914 | 914C | LO809 | LO812 | LO814 | O-500 ARTICULADO | OF809 | OF812



MERCEDES: 3662000701

B'B D'AGUA MERCEDES OM 366 E 366A 6CIL

WATER PUMP OM-366. LA INTERCOOL

CIPEC: 022407
 MERCEDES: 3662005901
 MERCEDES | 1214 | 1218 | 1315 | 1318 | 1414 | 1418 | 1614 | 1618 | 1620 | 1621 | 1714 | 1718 | 1721 | 2314 | 2318 | 2418 | O371 | OF1115 | OF1313 | OF1317 | OF1318 | OS1313



MERCEDES: 3662000701 A

B'B D'AGUA MERCEDES OM 366A 6 CIL

WATER PUMP OM-366. LA INTERCOOL

CIPEC: 022408
 MERCEDES: 3662005901 A / UB0366
 MERCEDES | 1214 | 1218 | 1315 | 1318 | 1414 | 1418 | 1614 | 1618 | 1620 | 1621 | 1714 | 1718 | 1721 | 2314 | 2318 | 2418 | O371 | OF1115 | OF1313 | OF1317 | OF1318



MERCEDES: 3662005601 A

B'B D'AGUA MERCEDES OM 366 6 CIL (ECOLOGIC)

WATER PUMP OM-366. LA INTERCOOL

CIPEC: 022410
 MERCEDES: 3762000001 A / 3762000501 A / 3762000601 A / 3762000701 A
 MERCEDES | L1620 | LK1620 | OF1318 | OF1620 | OF1721 | OH1420



MERCEDES: 3662006801

B'B D'AGUA MERCEDES OM 366LA 6CIL (INTERCOOLER)

WATER PUMP OM-366. LA INTERCOOL

CIPEC: 007834
 MERCEDES: 3762000901
 MERCEDES | 1418 | 1418A | 1418AK | 1418K | 1623 | 1718A | 1718K | 1720 | 1720K | 1723 | 1723S | L1218 | L1418 | L1620 | LK1620 | LS1623 | O371 UL | OF1620



MERCEDES: 3662006801 A

B'B D'AGUA MERCEDES OM 366LA -INTERC. 6CIL

WATER PUMP OM-366. LA INTERCOOL

CIPEC: 022409
 MERCEDES: 3762000901 A / UB0368
 MERCEDES | 1418 | 1418A | 1418AK | 1418K | 1623 | 1718A | 1718K | 1720 | 1720K | 1723 | 1723S | L1218 | L1418 | L1620 | LK1620 | LS1623 | O371 UL | OF1620



MERCEDES: 3762000501

B'B D'AGUA MERCEDES OM 366LA ECOLOGIC

WATER PUMP L-1620 OM-366 ECOL.

CIPEC: 007833
 MERCEDES: 3662005601 / 3762000001 / 3762000601 / 3762000701
 MERCEDES | L1620 | LK1620 | OF1318 | OF1620 | OF1721 | OH1420



MERCEDES: 4572000101

B'B D'AGUA MERCEDES OM 447A/LA

WATER PUMP OM-447/449

CIPEC: 022411

MERCEDES: 4572004701 / 4572007001

MERCEDES | 1938S | AXOR2035 | AXOR2040 | AXOR2044 | AXOR2540 | AXOR2544 | AXOR2640 | AXOR2644 | AXOR3340 | AXOR3344 | AXOR4140 | AXOR4144 | L1625 | L1938 | L2325 | L2638 | LB2325 | LK2325 | LK2628 | LK2635 | LS1625 | LS1630 | LS1632 | LS1633 | LS1634 | LS1634 EL | LS1929 | LS1935 | LS1938 | LS1941 | LS2635 | LS2638 | O371 R | O371 RS | O371 RSD | O371 RSE | O371 RSL | O400 R | O400 RSD | O400 RSDH | O400 RSE | O400 UP | O500 RS 1636 | O500 RSD 2036 | O500 RSD 2242 | OH1625 L | OH1628 L | OH1635 L | OH1636 L



MERCEDES: 4572000201

B'B D'AGUA MERCEDES OM 447A/LA ELETRON.

WATER PUMP OM-447/449

CIPEC: 022412

MERCEDES | L1938 | L2638 | LK2638 | LS1938 | LS2638 | O400 UPA | O500 2836GL | O500 2836GLE | O500 RS 1636 | O500 RSD 2036



MERCEDES: 4602000001

B'B D'AGUA MERCEDES OM 457LA/OM 460

WATER PUMP OM-447/449

CIPEC: 022413

MERCEDES | 1938S | 1944S



MERCEDES: 9042002501

B'B D'AGUA O904/0906

WATER PUMP

CIPEC: 007974

MERCEDES: 9042000201 / 9042000701 / 9042002201 / 9042003201

MERCEDES | 1215C | 1218EL | 1318 | 1418EL | 1718M | 1728 | 2423B | 2423K | 2428 | 712C | 914 | 914C | 915 | 915E | ACCELO915C | ATEGO1315 | ATEGO1418 | ATEGO1518 | ATEGO1718 | ATEGO1725 | ATEGO1728 | ATEGO2425 6X2 | ATEGO2428 | L1218 | L1418 | L1622 | L0914 | L0915 | O500 M 1725 | O500 M 1728 | O500 U 1725 | OF1417 | OF1418 | OF1722 | OF1722 M



MERCEDES: 9062005701

B'B D'AGUA MERCEDES OM 926LA - 6CIL

WATER PUMP OM 926LA - 6 CYL.

CIPEC: 022414

MERCEDES: 9062004201 / 9062004801

MERCEDES | 1215C | AXOR1933 | AXOR2533 | AXOR2825 | AXOR2826 | AXOR2828 | AXOR2831 |
O500 M | O500 R | O500 U | OF1115 | OF1218 | OF1219 | OF1721 | OF1722 | OF1723 | OF1724 |
OF1726 | OF1730 | OH1418 | OH1518 | OH1519 | OH1521 | OH1523 | OH1621 | OH1622 | OH1623 |
OH1626



MWM: 6020101243005

B'BAGUA MWM

WATER PUMP MWM

CIPEC: 022774

MWM: 7003662C91

AGRALE | 10.000 4,8H MWM EURO V SEM ABS | 14.000 TRUCK MWM 4,8H EURO V | MA 10,0 BL MWM 4,8H EURO V | MA 12,0 EURO 5 4,8H | MA 15,0 4,8H EURO 5 | MA 17,0 EURO V 7,2H | MA 9.2 BL MWM 4,8H EURO V | MWM



MWM: 7007031C91

B'B D'AGUA MOTOR MWM ELETRONICO

WATER PUMP MWM ELECTRONIC

CIPEC: 022921

VOLVO: 20754463 V / 21094357 V

VW: 2R0121004A / 2S0121004G / 2S0121004H / 961207310016 /

961207310046 / 961207310086 / 961287310016 / UB0573

AGRALE | 7500 | 8500 | 9200 | VOLARE A8 | VOLARE FLY W9 LIMOUSINE EURO III | VOLARE W8 | VOLARE W9 2012 | MWM | VOLVO | VM 260 | VM 310 | VW | 13.170 | 13.180 | 14.180 | 15.170 | 15.180 | 17.210 | 17.230 | 17.260 | 18.320 | 23.210 | 26.260 | 31.260 | 8.150 | 9.150 | 9.160 OD | MOTOR MWM X12 ELETR



SCANIA: 1338490

B'B D'AGUA P93

WATER PUMP P93

CIPEC: 014376
SCANIA: 1377571
SCANIA | P93



SCANIA: 139007

B'B D'AGUA 110

WATER PUMP 110

CIPEC: 000240
SCANIA | 110 | B75 | B76 | L75 | L76



SCANIA: 1450153

VOLUTA B'B' D'AGUA S.4

WATER PUMP HOUSING SERIE 4

CIPEC: 006213
SCANIA: 1376495
SCANIA | 114 | 124 | 94 | K124 | K94



SCANIA: 1508533

B'B D'AGUA S4 114/24

WATER PUMP SERIE 4

CIPEC: 006592
SCANIA: 0552000 / 1353072 / 1896752
SCANIA | 114 | 124 | 94 | K114 | K124 | K94



SCANIA: 1508533 B

B'B D'AGUA S4 114/24 =C/VOLUTA=

WATER PUMP S4 114/24

CIPEC: 014372
SCANIA: 0552000 B / 1353072 B
SCANIA



SCANIA: 1528348

VOLUTA B'B' D'AGUA S.5

WATER PUMP HOUSING SERIE 5

CIPEC: 012945
SCANIA: 1787121
SCANIA | 114 | 124 | 94 | K124 | K94 | P.G.R.



SCANIA: 1789522

B'B D'AGUA S4 =APOS 2005=

WATER PUMP S4 AFTER 2005

CIPEC: 011879
SCANIA: 1533783 / 1546188 / 1787120 / 570965
SCANIA | 114 | 124 | 94 | K114 | K124 | K94 | P.G.R.



SCANIA: 1789522 B

B'B D'AGUA S4 =APOS 2005= C/VOLUTA=

WATER PUMP S4 =AFTER 2005=

CIPEC: 014373
SCANIA: 1546188 B / 1787120 B
SCANIA



SCANIA: 2006397

B'B D'AGUA MOTOR 440 CV P.G.R/N.T.G.

WATER PUMP 440 HP P.G.R.T.

CIPEC: 018847

SCANIA: 1778923 / 1789555 / 1884327 / 2006210 / 2224045 / 2224112

SCANIA | G440 | G480 | P.G.R. | R440 | R480



SCANIA: 259065

B'B D'AGUA 111

WATER PUMP 111

CIPEC: 001065

SCANIA: 0553000

CASE | RETROESCAVADEIRA 150 | TRATOR 2470 | TRATOR 4440 | CLARK | TRATOR 125ARTICULADA | EATON | TRATOR EATON 3000B | ENGESA | CAMINHAO ENGESA EE50 | FIAT | TRATOR FIAT AD14 | TRATOR FIAT FL4 | TRATOR FIAT FL4C | MASSEY FERGUSON | TRATOR MF 4780 | SCANIA | B111 | BR116 | L101 | L111



SCANIA: 259065 A

B'B D'AGUA 111 =ROTOR POLIAMIDA=

WATER PUMP 111 WITH ROTOR POLYAMIDA

CIPEC: 005898

SCANIA | 111 | B111 | BR116 | L101



SCANIA: 292761

B'B D'AGUA 112/3

WATER PUMP 112/113

CIPEC: 001259

SCANIA: 0553001 / 1314406 / 1672680 / 524866

CASE | CARREGADEIRA W36 | CARREGADEIRA W36D | COLHEITADEIRA 7700 | TRATOR 4490 2SERIE | FIAT | CAMINHAO FIAT 190 | SCANIA | F112 | F113 | K112 | K113 | L113 | R112 | R113 | T112 | T113



SCANIA: 292761 A

B'B D'AGUA 112/3 =ROTOR POLIAMIDA=

WATER PUMP 112/3 WITH POLYAMIDA IMPELLER

CIPEC: 005897

SCANIA: 1672680 A / 524866 A

SCANIA | F112 | F113 | K112 | K113 | L113 | R112 | R113 | T112 | T113



SCANIA: 292762

B'B D'AGUA 142 =S/ENGRENAGEM=

WATER PUMP 142 WITHOUT GEAR

CIPEC: 001260

SCANIA: 320592

SCANIA | LK141 | R142 | R143 | T142 | T143



SCANIA: 292762 A

B'B D'AGUA 142 =C/ENGRENAGEM=

WATER PUMP 142 WITH GEAR

CIPEC: 003084

SCANIA: 320592 A

SCANIA | LK141 | R142 | T142



VOLVO: 20505543 V

VOLUTA B'B' D'AGUA FH/FM/NH/MOTOR D12D/D13A

WATER PUMP HOUSING D12D/D13A FH/FM/NH

CIPEC: 018159
VOLVO: 21284318 V / 22195464 V
VOLVO | FH | FM



VOLVO: 20575653 V

B'B D'AGUA ONIBUS B7R

WATER PUMP B7R BUS

CIPEC: 019888
VOLVO



VOLVO: 20744939 V

B'B D'AGUA FH/D13A

WATER PUMP FH/D13A

CIPEC: 014367
VOLVO: 20538845 V / 3161436 V / UB0985 V
VOLVO | B9L | B9R | B9S | FH | FH16 | FM | FM9



VOLVO: 21290090 V

B'B D'AGUA MOTOR MWM ELETRONICO

WATER PUMP MWM ELECTRONIC

CIPEC: 017553
VOLVO: 20754463 V / 21094357 V
VW: 2R0121004A / 2S0121004G / 2S0121004H / 961207310016 /
961207310046 / 961207310086 / 961287310016 / UB0573
VOLVO | VM 260 | VM 310



VOLVO: 21828721 V

B'BAGUA MWM

WATER PUMP FOR MWM ENGINE

CIPEC: 023532
MWM: 7003662C91
VOLVO | VM 210 4X2



VOLVO: 21960479 V

B'BAGUA FH13 EURO5 MOTOR D13C/13K POLIA 155MM

CIPEC: 024329
VOLVO: 20920085 V / 20921917 V / 21030340 V / 21648708 V / 21814009 V /
21814036 V / 21969183 V / 85000956 V / 85013056 V / 85013425 V / 85013466
V
VOLVO



VOLVO: 8170305 V

B'B D'AGUA FH/D12C

WATER PUMP FH/D12C

CIPEC: 014014
VOLVO: 20431135 V / 20713787 V / 20734268 V / MNKBA06580 V / UB0112 V
VOLVO



VOLVO: 85109707 V

B'B D'AGUA MWM 4/6 CIL S10

ENGINE WATER PUMP MWM X 10

CIPEC: 017554
IVECO: 503120581 / 503120943 / 503355453
VOLVO: 20853847 V / 21094358 V / 21358656 V
VW: 2R0121004B / 2R0121004D / 2R0121004G / 2R0121004H / 2R0121004J /
2RD121005 / 961007310014 / 961007310036 / 961007310076 / 961087310026 /
TAE121005 / UB0579
VOLVO



VW: 2P0121004

B'B D'AGUA MWM SPRINT 4 CIL-MOD. 5-140-8150 DELIVE

WATER PUMP CUMMINS EURO-3 3.9L 4CYL.

CIPEC: 013685
 VW: 940807310015 / UB0574
 VW | 5.140 | 8.150 EOD | 8.150 MWM DELIVERY | MOTOR MWM 4.08TCE 4C


VW: 2R0121004F

B'B D'AGUA MOTOR MWM X 12 ELETRONICO

WATER PUMP ELECTRONIC MWM

CIPEC: 012936
 VOLVO: 20754463 V / 21094357 V
 VW: 2R0121004A / 2S0121004G / 2S0121004H / 961207310016 /
 961207310046 / 961207310086 / 961287310016 / UB0573
 VW | 13.170 | 13.180 | 14.180 | 15.170 | 15.180 | 17.210 | 17.230 | 17.260 | 18.320 | 23.210 | 26.260 |
 31.260 | 8.150 | 9.150 | 9.160 OD | MOTOR MWM X12 ELETR


VW: 2RB121005

B'B D'AGUA MWM 3/4/6 CIL D229 ASP.

WATER PUMP MWM 4/6 CYL. SIMPLE

AGRAL: 8012201076004
 CIPEC: 004904
 VW: 03618992 / 2R0121004C / 2R0121004E / 75202649 / 922507310015 /
 922987310016 / 922987310026 / UB0576
 AGRAL | 1600D | 1800D | 4500D | 4500RD | 5000D | 5000RD | 7000D | 7000RS | BX130 | BX90 |
 CASE | COLHEITADEIRA 660 | ESCAVADEIRA 75BR | ESCAVADEIRA 80CR | ESCAVADEIRA 80P
 | ESCAVADEIRA LC | ESCAVADEIRA LY2P | ESCAVADEIRA LY80 | ESCAVADEIRA LYC |
 ESCAVADEIRA TCS | RETROESCAVADEIRA 80 | CBT | TRATOR 1000 | TRATOR RODAS 8440 |
 DODGE | CAMINHAO D1400TD | CAMINHAO D750 | CAMINHAO D950 | CAMINHAO D950D |
 CAMINHAO D950S | DYNAPAC | ROLO COMPAC.CA15 | ROLO COMPAC.CF44 | ROLO COMPAC.
 CF66 | ROLO COMPAC.CH44 | ROLO COMPAC.CH66 | ENGESA | TRATOR FLORES.EE510 | FIAT
 | ESCAVAD.FIAT FE105 | ESCAVAD.FIAT FR10B | ESCAVAD.FIAT FR11B | ESCAVAD.FIAT FR12B
 | ESCAVADEIRA FIAT S90 | TRATOR ESTE.FIAT 7B | TRATOR ESTE.FIAT 7D | TRATOR ESTE.


VW: 2RD198181

B'B D'AGUA MWM 4/6 CIL S10

ENGINE WATER PUMP MWM X 10

CIPEC: 004906
 IVECO: 503120581 / 503120943 / 503355453
 VOLVO: 20853847 V / 21094358 V / 21358656 V
 VW: 2R0121004B / 2R0121004D / 2R0121004G / 2R0121004H / 2R0121004J /
 2RD121005 / 961007310014 / 961007310036 / 961007310076 / 961087310026 /
 TAE121005 / UB0579
 AGRAL | 7000 | 7500 | 8500 | VOLARE A8 | FORD | B1618 ONIBUS | B1621 ONIBUS | F1000 |
 F4000 | IVECO | 170E21 4X2 EURO CARGO | VW | 12.140 | 12.180 | 13.150 | 13.180 | 13.190 | 14.150
 | 14.180 | 14.200 | 15.180 | 16.180 | 16.210 | 17.180 | 17.210 | 17.240 | 23.210 | 7.100 | 7.120 | 8.100 | 8.
 120 | 8.140 | 8.150 | 9.150 | MOTOR MWM X10 ASPIR



VW: 2RK121005

B'B D'AGUA CUMMINS 8.3L SERIE C

WATER PUMP ENGINE 8.3L SERIE C - CUMMINS

CIPEC: 004907
 FORD: 3285323DX / BG1X8501AA / BG1X8K501AA
 VW: 2RK121005A / 2S0121004 / 2S0121004A / 2S0121004C / 2S0121004E /
 2S0121005 / 3285323 / TE3121005 / TF3121005 / UB0732
 VW | 14.210 | 14.220 | 16.170 | 16.210 | 16.220 | 16.220 LEITO | 16.300 | 17.180 CUMMINS EURO 3 |
 17.220 | 17.220 CUMMINS EURO 3 | 17.300 | 17.310 | 18.310 | 18.310OT | 23.220 | 24.220 CUMMINS
 EURO 3 | 24.250 | 26.220 | 26.260 | 26.300 | 26.310 | 35.300 | 35.300H | 40.300



VW: 2S0121004B

B'B D'AGUA MOTOR CUMMINS ELETRONICO

WATER PUMP CUMMINS ELECTRONIC

CIPEC: 012937
 FORD: 5294721 / BH1X8501AA / UB0734
 VW: 2R0121004 / 4891252
 IVECO | 170E25 CAMINHAO 4X2 | 170E25 T CAMINHAO 4X2 | 230E24 TECTOR 6X2 |
 260E25 CAMINHAO 6X4 | VW | 13.170E | 13.180 | 15.170E | 15.190E | 17.250E | 17.260EOT | 23.
 250E | 8.150E | 9.150EOD



VW: 2TD121005

B'B D'AGUA CUMMINS 5.9L SERIE B

WATER PUMP ENGINE 5.9L SERIE B - CUMMINS

CIPEC: 004908
 FORD: 3285410DX / BF5X8501A
 VW: 2S0121004D / 2S0121004D B / 2S0121004F / 2S0121004F B / BF5X8501A
 B / BF8T8501A B / TRA121005 / TRA121005 B / UB0731
 VW | 12.170BT | 13.170 | 13.190 | 14.170BT | 15.170 | 16.170 | 16.200 | 17.210 | 17.220 | 17.300 | 23.
 220 | 24.250 | 26.300 | 40.300 | 40.300 LEITO



VW: 2TD121005 B

B'B D'AGUA CUMMINS 5.9L SERIE B

WATER PUMP CUMMINS 5.9L B SERIES

CIPEC: 014377
 FORD: 3285410DX / BF5X8501A
 VW: 2S0121004D / 2S0121004D B / 2S0121004F / 2S0121004F B / BF5X8501A
 B / BF8T8501A B / TRA121005 / TRA121005 B / UB0731
 CASE | CARREGADEIRA W20E | CLARK | TRATOR L90 | FORD | 1215CUM | 1217 CUMMINS |
 1316 CHILE | 1421 | 1621 BR | 1721 BR | 1721 CHILE | 814/815(96/...) | 815 | 915 | CARGO 1215 |
 CARGO 1217 | CARGO 1415 | CARGO 1417 | CARGO 1421 | CARGO 1617 | CARGO 1621 | CARGO
 814 | CARGO 815 | F12000 | F14000 | F16000 | F350 | F350 C/DUPLA | F350 C/SIMPLES | F4000 |
 F4000 4BT CUMMINS TURBO 4BT | F4000 4X2 CUMMINS ELET 2.8L 152CV TC DSL | F4000 4X4
 CUMMINS ELET 2.8L 152CV TC DSL | VALMET | TRATOR 1180 | TRATOR VALMET 1180 | VW |
 12.170BT | 13.170 | 13.190 | 14.170BT | 15.170 | 16.170 | 16.200 | 17.210 | 17.220 | 17.300 | 23.220 |
 24.250 | 26.300 | 40.300 | 40.300 LEITO



VW: 2U2121004

B'B D'AGUA MWM EURO-3 6 CIL 9.3L

WATER PUMP MWM EURO-3 6CYL. 9.3L

CIPEC: 013724

VW: 2U2121004C / 70993800

VW | 19.370 CONSTELLATION | 25.370E CONSTELLATION | 31.370E CONSTELLATION



VW: 940707310035

B'B D'AGUA MWM 4.0 TCA 4 CIL

WALTER PUMP MWM

CIPEC: 007804

FORD: UB0577

VW: 0105002 / 73102

AGRALE | FURGOVAN 6000 | TRUCK 6000D | VOLARE A5 | VOLARE A6 | FORD | F1000 | F250 | F350 | MOTOR MWM 4.07TCA | GM | BLAZER 2.8 | GMC 3.500 HD | GMC 6.140 | GMC 6.150 | GRAND BLAZER 4.2 | S10 2.8 | SILVERADO | TROLLER | JIPE TROLLER T4 | VW



VW: 940707310055

B'B D'AGUA MWM SPRINT 4 CIL-MOD.

WATER PUMP CUMMINS EURO-3 3.9L 4CYL.

AGRALE: UB0575

CIPEC: 019384

AGRALE | MA 6.0 | MOTOR MWM 4.07TCE 4C | VOLARE A5 | VOLARE A6 | GM | BLAZER | S10 | TROLLER | JIPE TROLLER T4 | VW



Vendas / Sales: vendas@cipec.com.br
Geral / General: cipec@cipec.com.br
Televendas / Phone: +55 19 3834-9822
Fax / Fax: 0800.707.9822
www.cipec.com.br







Televendas: + 55 19 3834.9822



+ 55 54 3211.1800



+ 55 11 2626.8839





CIPEC INDUSTRIAL

2024



www.cipec.com.br

EMPRESA CERTIFICADA
CERTIFIED COMPANY **ISO 9001:2015**