



CATÁLOGO PEÇAS DE REPOSIÇÃO
Spare Parts Catalogue
FORD | MERCEDES | VW
2025

A Cipec iniciou suas atividades em 1983 na cidade de São Caetano como um pequeno distribuidor e fabricante de peças de reposição para caminhões e ônibus. Trabalhando com empenho e seriedade, a Cipec rapidamente ampliou seu leque de produtos de distribuição, alcançando logo em seguida o status de referência nacional no mercado de reposição da linha Scania.

Em 1999, devido ao ritmo crescente dos negócios, a estrutura da Cipec já não comportava a demanda, levando a empresa a transferir suas atividades para uma área de 20.000 m² em Indaiatuba, localizada estrategicamente no interior paulista. Nesse novo local, a empresa investiu fortemente na parte fabril e agregou as linhas Volvo, VW, MWM, Cummins e Iveco.

Com amplo espaço fabril e novos nichos de mercado se abrindo, em 2003 a Cipec inovou mais uma vez, implantando uma completa linha de servos de embreagem, válvulas e reparos de freios para linha pesada. Surgiu então a NTI, uma marca Cipec que em pouco tempo ficaria conhecida no mercado, oferecendo um produto competitivo e altamente confiável.

Atualmente, a Cipec conta com mais de 170 colaboradores e comercializa mais de 22.000 itens a partir de sua unidade fabril localizada em Indaiatuba, ampliando ainda mais sua capacidade de produção e expedindo mais de 30 toneladas de produtos por dia para mais de 50 países em todo o mundo.

Cipec began its activities in 1983 in the city of São Caetano as a small distributor and manufacturer of spare parts for trucks and buses. Working with dedication and seriousness, Cipec quickly expanded its range of distribution products and soon achieved national reference status in the replacement market for the Scania line.

By 1999, its structure could no longer accommodate the growing pace of business, prompting Cipec to transfer its operations to a 20,000 m² area in Indaiatuba, strategically located in the interior of São Paulo. Strong investments were made in the manufacturing sector, and the Volvo, VW, MWM, Cummins, and Iveco lines were added.

With ample manufacturing space and new market niches emerging, Cipec innovated once again in 2003, introducing a complete line of clutch servos, valves, and brake repair kits for heavy-duty applications. Thus, NTI was born, a Cipec brand that quickly became known in the market, offering competitive and highly reliable products.

Today, Cipec employs over 170 employees and sells over 22,000 items from its manufacturing facility located in Indaiatuba, further increasing its production capacity and shipping over 30 tons of products per day to more than 50 countries worldwide.

La Cipec inició sus actividades en 1983 en la ciudad de São Caetano como un pequeño distribuidor y fabricante de repuestos para camiones y autobuses. Trabajando con dedicación y seriedad, Cipec amplió rápidamente su gama de productos de distribución y pronto alcanzó el estatus de referencia nacional en el mercado de repuestos para la línea Scania.

Para 1999, su estructura ya no podía soportar el creciente ritmo de negocios, lo que llevó a Cipec a trasladar sus operaciones a una área de 20,000 m² en Indaiatuba, estratégicamente ubicada en el interior de São Paulo. Se realizaron fuertes inversiones en el sector manufacturero y se añadieron las líneas Volvo, VW, MWM, Cummins y Iveco.

Con un amplio espacio de fabricación y nuevos nichos de mercado emergentes, Cipec innovó una vez más en 2003, introduciendo una línea completa de servos de embrague, válvulas y reparaciones de frenos para aplicaciones de servicio pesado. Así nació NTI, una marca de Cipec que rápidamente se hizo conocida en el mercado, ofreciendo productos competitivos y altamente confiables.

Hoy en día, Cipec emplea a más de 170 trabajadores y vende más de 22,000 artículos desde su planta de fabricación ubicada en Indaiatuba, aumentando aún más su capacidad de producción y enviando más de 30 toneladas de productos al día a más de 50 países en todo el mundo.



VW

7

ABRACADEIRA	7
ADAPTADOR	8
ALAVANCA	8
AMORTECEDOR	9
ANEIS DIVERSOS	9
ANEL TRAVA	9
APOIO	10
ARRUELA	10
ASSENTO	10
BARRA DE DIRECAO	11
BATENTE	11
BOCAL	11
BOMBA D'AGUA	11
BOMBA DIRECAO HIDRAULICA	12
BOMBA ESGUICHO PARABRISA	12
BOMBA MANUAL	12
BORBOLETA	13
BORRACHA	13
BOTAO	13
BUCHA DE BRONZE	14
BUCHAS DIVERSAS	14
BUJAO	15
CABO	15
CALCO	16
CAPA	18
CHAPA	18
CHAVETA	18
CILINDRO	18
COLUNA	19
COPO	20
COXIM	20
CUPILHA	20
DEFLETOR	20
DOBRADICA	21
EIXO	21
EMBOLO	22
ENGRENAGEM	22
ESFERA	22
ESPACADOR	22
ESTICADOR	23
ESTRIBO	23
FECHADURA	23
FILTRO	23
FLANGE	24
FLANGE E LUVA P/ CARDA	24
FLEXIVEL	24
FREIO MOTOR	24
GARFO	25

GUARDA-PO	25
HASTE	26
HELICE	26
INTERRUPTOR	26
JOGO DE JUNTA	27
JUNTA	27
KIT	28
LANTERNA	28
MACANETA	28
MANCAL	29
MANCAL DE EMBREAGEM	29
MANGUEIRA	29
MANGUEIRA SILICONE	30
MANOPLA	30
MOLA	30
MOLDURA	31
MORINGA	31
O'RING	31
PAINEL	32
PARACHOQUE	32
PARAFUSO	32
PEDAL	34
PINO	34
PISTA	36
POLIA	36
PONTEIRA	37
PORCA	37
PORTA-OBJETO	38
PRESILHA	39
PRISIONEIRO DE ACO	39
PROTETOR	39
RELE	39
REPARO MANGA DE EIXO	40
REPAROS DIVERSOS	44
RESERVATORIO	44
RETENTOR	44
ROLAMENTO	46
SEDE	46
SELO	47
SENSOR	47
SERVO EMBREAGEM	47
SINCRONIZADOR	48
SUPORTE	48
TAMPA	48
TANQUE COMBUSTIVEL	49
TERMINAL	49
TIRANTE	49
TRAVA	50
TUBO	50

VW	7		
TUBO INJETOR	51	PARACHOQUE	69
VALVULA	52	PARAFUSO	69
VALVULA DIVERSAS	53	PINO	69
VARETA	53	POLIA	71
VEDADOR	53	PORCA	71
FORD	54	PORTA-OBJETO	72
ABRACADEIRA	54	PRISIONEIRO DE ACO	72
ALAVANCA	55	PROTETOR	72
ANEIS DIVERSOS	55	REPARO MANGA DE EIXO	73
ANEL TRAVA	55	RESERVATORIO	76
ARRUELA	55	RETENTOR	76
BASE	56	ROLAMENTO	77
BATENTE	56	SEDE	77
BOIA COMBUSTIVEL	56	SELO	78
BOMBA D'AGUA	56	SERVO EMBREAGEM	78
BOMBA MANUAL	57	SUORTE	78
BORRACHA	57	TAMPA	78
BUCHAS DIVERSAS	57	TERMINAL	79
BUJAO	58	TIRANTE	79
CABO	59	TRAVA	79
CALCO	59	TUBO	80
CARCACA	60	TUBO INJETOR	80
CHAVETA	61	VALVULA	80
CILINDRO	61	VALVULA DIVERSAS	80
COXIM	62	VALVULA SOLENOIDE	81
CUPILHA	62	VARETA	81
EIXO	62	VEDADOR	81
EMBOLO	62	MERCEDES	82
ENGRENAGEM	63	ABRACADEIRA	82
ESTICADOR	63	ANEIS DIVERSOS	82
ESTRIBO	63	ARRUELA	82
FILTRO	63	BATENTE	83
FREIO MOTOR	64	BICO REFRIGERACAO	83
GARFO	64	BOMBA D'AGUA	83
GUARDA-PO	65	BOMBA ESGUICHO PARABRISA	84
HASTE	65	BOMBA MANUAL	85
HELICE	65	BUCHAS DIVERSAS	85
INTERRUPTOR	65	CALCO	85
JUNTA	66	CASTANHA	85
KIT	66	CILINDRO	86
LANTERNA	66	ESPELHO RETROVISOR	87
MANCAL DE EMBREAGEM	67	FAROL	87
MANGUEIRA	67	FILTRO	88
MANGUEIRA SILICONE	67	FLEXIVEL	88
MANOPLA	67	HELICE	88
MAQUINA DE VIDRO	68	INSERTO	88
MOLA	68	LANTERNA	89
O'RING	68	MANCAL DE EMBREAGEM	89
		MANGUEIRA SILICONE	89

MERCEDES	82
MANOPLA	90
MOLDURA	90
O'RING	90
PINO	91
POLIA	91
PORCA	91
REPARO BOMBA D'AGUA	91
REPARO MANGA DE EIXO	92
REPAROS DIVERSOS	93
RETENTOR	93
ROLAMENTO	93
SENSOR	94
SERVO EMBREAGEM	94
TAMPA	95
TERMINAL	95
TRAVA	95
VALVULA	96
VALVULA DIVERSAS	96
CONTATOS	97
ÍNDICE POR CÓDIGO	98

VW	7	DUST COVERS	25
CLAMP	7	ROD	26
ADAPTER	8	FAN	26
LEVER	8	SWITCH	26
SHOCK ABSORBER	9	GASKET SET	27
RING	9	GASKET	27
LOCK RING	9	KIT	28
BRACKET	10	LANTERN	28
WASHER	10	HANDLE	28
SEAT	10	BEARING CAP	29
STEERING BAR	11	CLUTCH BEARING	29
STOPPER	11	HOSE	29
NOZZLE	11	SILICON HOSE	30
WATER PUMP	11	KNOB	30
POWER STEERING PUMP	12	SPRING	30
WINDSHIELD WIPER PUMP	12	FRAME	31
HAND PUMP	12	DRIVING SHAFT SLEEVE	31
THROTTLE	13	O'RING	31
RUBBER	13	PANEL	32
BUTTON	13	BUMPER	32
BRONZE BUSHING	14	SCREW	32
BUSHING ALL TYPE	14	PEDALS	34
PLUG	15	PIN	34
CABLE	15	SUPPORT	36
SHIM	16	PULLEY	36
COVER	18	PROTECTIVE	37
PLATE	18	NUT	37
KEY	18	OBJECT HOLDER	38
CYLINDER	18	CLAMP	39
COLUMN	19	STEEL STUD	39
GLASSE	20	PROTECTOR	39
RUBBER MOUNTING	20	RELAYS	39
COTTER PIN	20	KING PIN REPAIR KIT	40
DEFLECTOR	20	REPAIR KIT	44
HINGE	21	CONTAINERS	44
AXLE	21	RETAINER	44
PISTON	22	ROLLER BEARING	46
GEAR	22	BALL SEATS	46
BALL	22	SEALINGS	47
SPACER	22	SENSOR	47
BELT TENSIONER	23	CLUTCH SERVO	47
RUNNING BOARD	23	SYNCHRONIZING	48
DOOR LOCK	23	BRACKET	48
FILTER	23	COVER	48
FLANGE	24	TANKS	49
YOKE	24	TERMINALS	49
FLEXIBLE	24	PISTON RODS	49
EXHAUST BRAKES	24	LOCKS	50
FORK	25	TUBE	50

VW	7		
INJECTOR TUBE	51	BUMPER	69
VALVE	52	SCREW	69
DIVERSE VALVE	53	PIN	69
ROD	53	PULLEY	71
SEALINGS	53	NUT	71
FORD	54	OBJECT HOLDER	72
CLAMP	54	STEEL STUD	72
LEVER	55	PROTECTOR	72
RING	55	KING PIN REPAIR KIT	73
LOCK RING	55	CONTAINERS	76
WASHER	55	RETAINER	76
BASE	56	ROLLER BEARING	77
STOPPER	56	BALL SEATS	77
FUEL FLOAT	56	SEALINGS	78
WATER PUMP	56	CLUTCH SERVO	78
HAND PUMP	57	BRACKET	78
RUBBER	57	COVER	78
BUSHING ALL TYPE	57	TERMINALS	79
PLUG	58	PISTON RODS	79
CABLE	59	LOCKS	79
SHIM	59	TUBE	80
HOUSING	60	INJECTOR TUBE	80
KEY	61	VALVE	80
CYLINDER	61	DIVERSE VALVE	80
RUBBER MOUNTING	62	SOLENOID VALVE	81
COTTER PIN	62	ROD	81
AXLE	62	SEALINGS	81
PISTON	62	MERCEDES	82
GEAR	63	CLAMP	82
BELT TENSIONER	63	RING	82
RUNNING BOARD	63	WASHER	82
FILTER	63	STOPPER	83
EXHAUST BRAKES	64	NOZZLE COOLING	83
FORK	64	WATER PUMP	83
DUST COVERS	65	WINDSHIELD WIPER PUMP	84
ROD	65	HAND PUMP	85
FAN	65	BUSHING ALL TYPE	85
SWITCH	65	SHIM	85
GASKET	66	CLAMP	85
KIT	66	CYLINDER	86
LANTERN	66	REAR VIEW MIRROR	87
CLUTCH BEARING	67	HEAD LAMP	87
HOSE	67	FILTER	88
SILICON HOSE	67	FLEXIBLE	88
KNOB	67	FAN	88
WINDOW LIFTER MECHANISM	68	INSERT	88
SPRING	68	LANTERN	89
O'RING	68	CLUTCH BEARING	89
		SILICON HOSE	89

MERCEDES **82**

KNOB	90
FRAME	90
O'RING	90
PIN	91
PULLEY	91
NUT	91
WATER PUMP REPAIR KIT	91
KING PIN REPAIR KIT	92
REPAIR KIT	93
RETAINER	93
ROLLER BEARING	93
SENSOR	94
CLUTCH SERVO	94
COVER	95
TERMINALS	95
LOCKS	95
VALVE	96
DIVERSE VALVE	96

CONTACTS **97****INDEX BY CODE** **98**

1.01 ABRACADEIRA CLAMP

2376119871 SPRING CLAMP 22 MM

ABRACADEIRA TIPO MOLA 22 MM
004889



/ TODOS MODELOS

2RD115657 SPRING CLAMP

ABRACADEIRA TIPO MOLA
017857
NFU801228KA



14.200 / 12.140H / 14.150 / 14.220 / 16.170 / 16.220 / 14.180 / 24.250 / 35.300 / 35.300H / 12.

2RD117273 STEEL CLAMP 73 X 79 MM

ABRACADEIRA ACO 73 X 79 MM
004875



7.100 / 8.100 / 8.140 / 8.140CO / 8.140CE / L.80 / 12.140T / 8.140CKD / 13.150 / 8.150 MWM

2RD129723 STEEL CLAMP 96 X 102 MM

ABRACADEIRA ACO 96 X 102 MM
004871
NFU801222KN



7.100 / 15.180EOD / 15.190EOD / 7.110 / 8.150 / 7.120 / 8.120 / 13.150 /

2RD253143B CLAMP 94 X 5 MM

ABRAC. ACO C/ CANALETA 94X5 MM
004853
2P0253143B
TGG253143



/ 14.150 / 12.140T / 7.100 / 8.140 / 8.100 / L.80 / 7.110 / 7.120 / 8.120 / 8.150 / 13.150 / 13.180E

2RE117273 CLAMP 77 X 83 MM

ABRAC. ACO TIPO TUCHO 77X83 MM
004973



8.140 / 8.140CO / 8.140CE / 16.180CO / 16.210CO / 17.210OD / 17.250E / 24.250E / 8.150E / 8.150 /

2RE117273A STEEL CLAMP 68 X 74 MM

ABRACADEIRA ACO 68 X 74 MM
004879



8.140 / 8.140CO / 8.140CE / 15.180EOD / 15.190EOD / 17.250E / 23.250E / 24.250E / 8.150E /

2RE117273C STEEL CLAMP 83 X 92 MM

ABRACADEIRA ACO 83 X 92 MM
004975



17.210OD / 26.260 / 31.260 / 17.250E / 17.260EOT / 18.320EOT / 24.250E / 8.150E / 8.150 /

2RE121255 SPRING CLAMP

ABRACADEIRA TIPO MOLA
017855



12.140T / 12.140H / 14.200 / 14.150 / 12.180 / 14.180 / 14.220 / 16.170 / 16.220 / 16.220 LEITO /

2RH129723B CLAMP 86 X 92 MM

ABRAC. ACO TIPO TUCHO 86X92 MM
004974



/ 13.180 / 15.180 / 17.210 MWM EURO 2 / 23.210 MWM EURO 2 / 13.170E / 15.170E / 13.180E / 15.

2S0129142 AIR FILTER CLAMP

ABRAC. INFERIOR FILTRO AR
013352



13.190 / 13.170 / 15.170 / 17.300 / 26.300 / 40.300 / 17.310 / 26.220 / 26.260 / 31.260 / 31.310 / 13.

2S0129142A CLAMP

ABRAC. SUPERIOR FILTRO AR
014884



13.190 / 13.170 / 15.170 / 17.300 / 26.300 / 40.300 / 17.310 / 26.220 / 26.260 / 31.260 / 31.310 / 13.

2T2253143C CLAMP EXHAUST TUBE

MEIA ABRACADEIRA TUBO ESCAPE
017853



26.220 / 26.260E / 31.260E /

2T2253143H EXHAUST CLAMP

ABRACADEIRA TUBO ESCAPAMENTO
015302



19.370 / 25.320 / 15.180EOD / 15.190EOD / 19.320E / 25.370E / 24.250ECONSTELLATION / 17.

2T2253143J CLAMP

ABRACADEIRA TUBO FLEX. ESCAPE
017856



26.220 / 26.260E / 31.260E / 26.260 CONSTELLATION / 31.260 CONSTELLATION /

2T2253143K EXHAUST CLAMP

ABRACADEIRA TUBO ESCAPE
017854



24.250 / 40.300 / 18.310 / 26.260 / 26.310 / 26.220 / 31.260 / 31.310 / 17.210 / 17.220 / 17.300 / 17.

2TE117273 STEEL CLAMP 80 X 86 MM

ABRACADEIRA ACO 80 X 86 MM
004857



12.170BT / 14.170BT / 14.220 / 16.170 / 16.220 / 16.300 / 17.210OD / 24.250 / 35.300 / 40.300 / 15.

2TE117273A STEEL CLAMP 83 X 89 MM

ABRACADEIRA ACO 83 X 89 MM
004877



24.250 / 40.300 / 18.310 / 26.260 / 26.310 / 26.220 / 31.260 / 31.310 / 26.260E / 31.260E / 17.220 /

2Z0129642 STEEL CLAMP 151 X 160 MM

ABRACADEIRA ACO 151 X 160 MM
004867



/ 17.210OD / 17.240OT / 18.310OT / 17.260EOT / 18.320EOT / 24.250ECONSTELLATION / 26.

03873109 BRACKET FOR 3 INJECTION

ABRAC. 3 CANALETAS TUBO INJETOR
005299
920509770044
2R0130531



12.140H / 6.90 / 7.90S / 7.110S / 11.130 / 13.130 / 14.140 / 11.140 / 12.140 / 7.90 /

N0209057 NYLON CLAMP 200 X 5

ABRACADEIRA NYLON 200 X 5
005657



7.100 / 8.100 / 8.140 / 8.140CO / 8.140CE / 12.140T / 12.170BT / 12.180 / 14.150 / 14.170BT /

N0235463 STEEL CLAMP 9 X 13 MM

ABRACADEIRA ACO 9 X 13 MM
004887
796348
ZBZ201193A



8.140 // 8.140CO / 8.140CE / 8.140CKD

NFU801225KA STEEL CLAMP 57 X 76 MM

ABRACADEIRA ACO 57 X 76 MM
004884



/ 14.220 / 16.170 / 16.220 / 17.300 / 17.310 / 16.220 LEITO / 23.310 / 24.220

NFU801229KA STEEL CLAMP 38 X 51 MM

ABRACADEIRA ACO 38 X 51 MM
004883



UNIVERSAL TODOS VEICULOS /

1.01 ABRACADEIRA CLAMP

TAL117269 CLAMP 104 MM
ABRAC. ACO C/ CANALETA 104 MM
004878



14.220 / 16.220 / 16.300 / 24.250 / 35.300 / 40.300 / 18.310 / 26.260 / 26.310 / 26.220 / 31.260 / 31.

TE3121831E STEEL CLAMP 13 X 19 MM
ABRACADEIRA ACO 13 X 19 MM
004888




14.210 / 16.210 /

TEG253143A CLAMP 108 MM
ABRAC. ACO C/ CANALETA 108 MM
004856
TJG253143A



12.180 / 14.150 / 14.180 / 16.170 / 16.180CO / 16.210CO / 17.210OD / 24.250 / 40.300 / 15.180EOD

TRA145475 CLAMP OF TURBINE
ABRACADEIRA TURBINA
006625
3354862
TIRC818CUM



12.170BT / 14.170BT / 16.170 / 16.200 / 17.250E / 17.210 / 24.250E / 13.170E / 15.170E / 15.190E /

TRG117275 STEEL CLAMP 77 X 86 MM
ABRACADEIRA ACO 76 X 83 MM
004873



24.250 / 35.300 / 35.300H /

1.02 ADAPTADOR ADAPTER

2R0201156 FUEL FILTER ADAPTER
ADAPTADOR FILTRO COMB.
017806



18.310 / 8.150E / 9.150E / 17.250E / 23.250E / 24.250E / 13.180E / 15.170E / 15.180E / 15.190E /

2RD957501 SPEEDOMETER ADAPTOR
ADAPTADOR VELOCIMETRO
015456



7.100 / 8.100 /

2TA957501A SPEEDOMETER ADAPTOR
ADAPTADOR VELOCIMETRO
015457



L.80 / 16.210CO /

2TA957501B SPEEDOMETER ADAPTOR
ADAPTADOR VELOCIMETRO
015458



L.80 /

2TC957501 SPEEDOMETER ADAPTOR
ADAPTADOR VELOCIMETRO
015450



16.300 / 40.300 /

TAU957501 SPEEDOMETER ADAPTOR
ADAPTADOR VELOCIMETRO
015453



24.250 /

TJG957501H SPEEDOMETER ADAPTOR
ADAPTADOR VELOCIMETRO
015454



24.250 / 24.220 /

TJG957501K SPEEDOMETER ADAPTOR
ADAPTADOR VELOCIMETRO
015455



24.220 / 24.250 /

1.03 ALAVANCA LEVER

TE3311543 GEAR BOX LEVER
ALAVANCA CAMBIO
018084
3316290
TN4311543



15.180EOD / 15.190EOD / 17.260EOT / 18.320EOT / 17.180 CUMMINS EURO 3 / 17.180

TJG711981C GEAR BOX CONTROL
ALAV. ARTIC. CAIXA CAMBIO RT
005135



16.300 / 24.250 / 35.300 / 40.300 / 24.220 / 26.260 / 26.310 / 26.220 / 31.260 / 31.310 / 26.260E / 31.

1.04 AMORTECEDOR SHOCK ABSORBER

2R2899515 CABIN SHOCK ABSORBER

AMORT. CABINE CONSTELLATION S/
012392



26.260 CONSTELLATION / 31.260
CONSTELLATION / 31.320E CONSTELLATION /

1.05 ANEIS DIVERSOS RING

2R0145487B COMPRESSOR O-RING

O-RING COMPRESSOR AR
017803



15.180EOD / 15.190EOD / 26.260E / 31.260E / 26.
260 CONSTELLATION / 31.260

2S0103487 VALVE COVER RING

ANEL PARAF. TAMPA VALV. CUMMINS 5.9
012464
3358055
2TD103593
2RL103593



12.170BT / 13.170 / 13.190 / 14.170BT / 15.170 /
16.170 / 16.200 / 17.210 CUMMINS EURO 2 / 23.

TAE103209 FLYWHEEL SEALING RING

ANEL VEDACAO VOLANTE MOTOR
013478
904960651301
7002872C1
02872BRAGF
2R0103209



7.100 / 8.100 / 8.120 / 8.150 / 9.150OD / 8.140 / 8.
140CO / 8.140CE / L.80 / 12.140T / 12.180 / 13.

TF3103211 SEALING RING

ANEL VEDACAO CAPA SECA VOLANTE
017799



12.170BT / 14.170BT / 14.220 / 16.170 / 16.220 /
16.300 / 24.250 / 35.300 / 40.300 / 16.220 LEITO /

TRA121045 WATER PUMP SEALING

ANEL VEDACAO B'B D'AGUA
017800



16.170 / 12.170BT / 14.170BT / 16.200 / 13.190 /
13.170 / 15.170 / 17.210 CUMMINS EURO 2 / 23.

1.06 ANEL TRAVA LOCK RING

2T2141231A CLUTCH BEARING LOCK

ANEL TRAVA ROL. EMBREAGEM
018071



26.260 CONSTELLATION / 31.260
CONSTELLATION / 31.320E CONSTELLATION /

2TA608701A SAFETY RING

ANEL SEGURANCA VALV. MANETIM
017805



7.110 / 7.120 / 7.100 / 8.120 / 8.150 / 18.310 / 13-
190 / 15-190 / 13.150 / 13.170 / 15.170 / 13.180 /

NFE661120HF LOCK RING

ANEL TRAVA 18,5 X 1,2
009392



7.100 / 8.100 / 8.140 / L.80 / 12.140T / 12.170BT /
12.180 / 14.150 / 14.170BT / 14.180 / 14.220 / 16.

T11407677 AXLE LOCK RING

ANEL TRAVA MANGA EIXO
010342



12.140T / 12.170BT / 12.140H / 11.130 / 13.130 /
14.140 / 11.140 / 12.140 / 13.190 / 13.170 / 13.150

T2D312077 LOCK GEAR

ANEL TRAVA ENGRENAGEM 3ª VEL.
007538



12.140H / 14.150 / 12.170BT / 14.170BT / 12.
140T / 12.180 / 14.180 / 7.90S / 7.110S / 7.100 /

TE3312061 LOCKING RING

ANEL TRAVA
012124
3315686



17.250E / 14.200 / 16.170 / 16.180CO / 16.200 /
17.210 / 16.220 / 17.220 / 16.300 / 17.300 / 17.

TJG399179C LOCK RING

ANEL TRAVA
012115
014327



24.250 / 26.260 / 26.220 / 31.260 / 26.260E / 31.
260E /

1.07 APOIO BRACKET

2318372091 OUTER DOOR HANDLE

BASE PEQ. MACANETA EXT. PORTA
012458



14.200 / 12.140H / 14.150 / 14.220 / 16.170 / 16.220 / 16.220 LEITO / 24.220 / 24.250 / 35.300 /

2318372111 OUTER DOOR HANDLE

BASE GDE MACANETA EXT. PORTA
012459



14.200 / 12.140H / 14.150 / 14.220 / 16.170 / 16.220 / 16.220 LEITO / 24.220 / 24.250 / 35.300 /

1.08 ARRUELA WASHER

2P0711579B PLASTIC WASHER

ARRUELA PLASTICA
018269



17.210OD / 15.180EOD / 15.190EOD / 5.140 MWM DELIVERY / 8.150 MWM DELIVERY /

2RD407661 STEERING KNUCKLE NUT

ARRUELA TRAVA PORCA MANGA EIXO
005377
02989561



7.100 / 8.100 / 8.140 / 8.140CO / 8.140CE / L.80 / 8.140CKD / 6.90 / 7.90S / 7.110S / 7.110 / 7.90 /

2RD407661B AXLE ADJUSTER WASHER

ARRUELA AJUSTE MANGA EIXO 29,5 X 50,0 X
011244



7.100 / 8.100 / 8.140 / 8.140CO / 8.140CE / 8.140CKD / 6.90 / 7.90S / 7.110S / 7.90 / 8.150 / 7.

2RD407661C AXLE ADJUSTER WASHER

ARRUELA AJUSTE MANGA EIXO 29,5 X 50,0 X
011245



5.140 EOD / 6.90 / 7.100 / 7.110S / 7.120 / 7.90 / 7.90S / 8.100 / 8.120 / 8.120OD / 8.140 / 8.140CE

2RD607054A SLACK ADJUSTER

ARRUELA INTERM. CATRACA FREIO
018119



7.100 / 8.140 / 8.100 / L.80 / 7.110 / 7.120 / 8.120 / 8.150 / 8.150E / 9.150E / 8.150 EOD / 9.150EOD /

T12525377 COPPER WASHER 0,9 X 40

ARRUELA COBRE 0,9X 40 X 45 (1540A45A)
023409



14.200 / 12.140H / 14.150 / 14.150 CHILE / 14.220 / 16.170 / 16.220 / 16.220 LEITO / 12.170BT / 14.

T16513479 SHOCK ABSORBER

ARRUELA AMORTECEDOR CONSTELLATION
016566



14.200 / 12.140H / 14.150 / 14.220 / 16.170 / 16.220 / 16.300 / 12.170BT / 14.170BT / 16.200 / 12.

T16525187 SATELITE SUPPORT

ARRUELA ENC. SATEL. 14 A 16 TON. 2
005335
009128



14.220 / 16.170 / 16.180CO / 16.210CO / 16.220 / 17.210OD / 15.180EOD / 15.190EOD / 16.220

TAF253891 PRESSURE WASHER

ARRUELA PRESSAO FREIO MOTOR (M8) DIN
017706



7.100 / 8.100 / 8.140 / 8.140CO / 8.140CE / L.80 / 12.180 / 14.150 / 14.180 / 14.220 / 16.170 / 16.

TAF299251 WASHER

ARRUELA PISTAO FREIO MOTOR
017711



7.100 / 8.100 / 8.140 / 8.140CO / 8.140CE / L.80 / 14.220 / 16.170 / 16.180CO / 16.210CO / 16.220 /

TJG141867 AXLE LOCK WASHER 9/16

ARRUELA TRAVA DO EIXO 9/16
005068
3001709
2RD141867



17.250E / 12.170BT / 12.180 / 13.170 / 13.180 / 13.190 / 14.150 / 15.180 / 14.170BT / 14.180 / 14.

1.09 ASSENTO SEAT

2Z0511153 SPRING SEAT

ASSENTO SUP. MOLA
014484



17.240OT / 18.310OT / 17.260EOT / 18.320EOT /

1.10 BARRA DE DIRECAO STEERING BAR

T15415701C LEFT TIE ROD

BARRA DIRECAO ESQUERDA
003830



/ 16.210 / 16.210H

1.11 BATENTE STOPPER

2R2899177 CABIN SUSPENSION

BATENTE SUSPENSAO CABINA
018019



17.250E CONSTELLATION / 24.
250ECONSTELLATION / 13.180E

8961300504 PEDAL VALVE CUSHION

BATENTE BORRACHA VALVULA PEDAL
014398



7.100 / 8.100 / 8.140 / 8.140CO / 8.140CE / L.80 /
12.140T / 12.170BT / 12.180 / 14.150 / 14.170BT

1.12 BOCAL NOZZLE

2T0129657 AIRCOM EXHAUST

BOCAL SAIDA AR
018234



17.250E / 13.170 / 13.180 / 13.190 / 15.180 / 15.
170 / 17.220 / 17.300 / 18.310 / 24.250 / 26.260 /

1.13 BOMBA D'AGUA WATER PUMP

2P0121004 WATER PUMP CUMMINS

B'B D'AGUA MWM SPRINT 4 CIL-MOD. 5-140=
013685
940807310015
UB0574



8.150 MWM DELIVERY / 8.150 EOD / 5.140 /
MOTOR MWM 4.08TCE 4C /

2R0121004F WATER PUMP ELECTRONIC

B'B D'AGUA MOTOR MWM X 12 ELETRONICO
012936
961287310016
961207310086
961207310046
961207310016
2S0121004H
2S0121004G



14.180 / 26.260 / 31.260 / 17.210 / 23.210 / 8.150 /
13.170 / 15.170 / 13.180 / 15.180 / 9.150 / 17.260 /

2RB121005 WATER PUMP MWM 4/6 CYL.

B'B D'AGUA MWM 3/4/6 CIL D229 ASP.
004904
922987310026
922987310016
922507310015
75202649
03618992
2R0121004E



12.140H / 6.90 / 7.90S / 11.130 / 13.130 / 11.140 /
12.140 / 7.90 / 6.90S /

2RD198181 ENGINE WATER PUMP MWM

B'B D'AGUA MWM 4/6 CIL S10
004906
UB0579
TAE121005
961087310026
961007310076
961007310036
961007310014



7.100 / 8.100 / 8.140 / 12.180 / 14.150 / 14.180 /
12.140 / 14.200 / 17.210 / 23.210 / 8.150 / 16.210 /

2RK121005 WATER PUMP ENGINE 8.3L

B'B D'AGUA CUMMINS 8.3L SERIE C
004907
UB0732
TF3121005
TE3121005
3285323
2S0121005
2S0121004E



14.220 / 16.170 / 16.220 / 16.300 / 24.250 / 35.300
/ 40.300 / 16.220 LEITO / 18.310 / 26.260 / 26.310

2S0121004B WATER PUMP CUMMINS

B'B D'AGUA MOTOR CUMMINS ELETRONICO
012937
4891252
2R0121004



17.250E / 23.250E / 17.260EOT / 8.150E / 13.
170E / 15.170E / 15.190E / 13.180 / 9.150EOD /

2TD121005 WATER PUMP ENGINE 5.9L

B'B D'AGUA CUMMINS 5.9L SERIE B
004908
2S0121004D B
2S0121004F B
TRA121005 B
BF8T8501A B
BF5X8501A B
UB0731



12.170BT / 14.170BT / 16.170 / 24.250 / 40.300 /
16.200 / 40.300 LEITO / 17.210 / 17.220 / 17.300 /

2TD121005 B WATER PUMP CUMMINS 5.

B'B D'AGUA CUMMINS 5.9L SERIE B
014377
2S0121004F
2S0121004D
UB0731
TRA121005
2S0121004D B
2S0121004F B



12.170BT / 13.170 / 13.190 / 14.170BT / 15.170 /
16.170 / 16.200 / 17.210 / 17.220 / 17.300 / 23.220

1.13 BOMBA D'AGUA

WATER PUMP

7007031C91 WATER PUMP MWM

B'B D'AGUA MOTOR MWM ELETRONICO

022921
961287310016
961207310086
961207310046
961207310016
2S0121004H
2S0121004G



14.180 / 26.260 / 31.260 / 17.210 / 23.210 / 8.150 / 13.170 / 15.170 / 13.180 / 15.180 / 9.150 / 17.260 /

940707310035 WALTER PUMP MWM

B'B D'AGUA MWM 4.0 TCA 4 CIL

007804
0105002
73102



940707310055 WATER PUMP CUMMINS

B'B D'AGUA MWM SPRINT 4 CIL-MOD.

019384



1.14 BOMBA DIRECAO HIDRAULICA

POWER STEERING PUMP

2R0145157 POWER STEERING PUMP

B'B DIRECAO HIDRAULICA

014905



7.100 / 8.140 / 8.140CO / 8.140CE / 7.110 / 8.150 / 7.120 / 8.120 / 9.150OD / 8.120OD / 8.150 OD / 8.

ZF7673975816 POWER STEERING PUMP

B'B DIRECAO HIDRAULICA

023256



7.100 / 8.140 / 8.140CO / 8.140CE / 7.110 / 8.150 / 7.120 / 8.120 / 9.150OD / 8.120OD / 8.150 OD / 8.

1.15 BOMBA ESGUICHO

WINDSHIELD WIPER PUMP

2TA955651 WINDSHIELD WASHER

BOMBA ESGUICHO PARABRISA

005680



L.80 / 18.310 / 26.260E / 31.260E / 17.250E / 23.250E / 24.250E / 8.150E / 13.170E / 15.170E / 15.

1.16 BOMBA MANUAL

HAND PUMP

04099908 HAND PUMP MWM

BOMBA MANUAL MWM

006222
2447222099
2S0261437



12.180 / 14.150 / 14.180 / 16.180CO / 16.210CO / 17.210OD / 12.140H / 6.90 / 7.90S / 7.110S / 11.

906905810101 MANUAL PUMP 111/2/3

BOMBA MANUAL 111/2/3

023622
2447222099
2S0261437



12.180 / 14.150 / 14.180 / 16.180CO / 16.210CO / 17.210OD / 12.140H / 6.90 / 7.90S / 7.110S / 11.

1.17 BORBOLETA THROTTLE

2RE253867 THROTTLE
BORBOLETA FREIO MOTOR
017720



7.100 / 8.100 / 8.140 / 8.140CO / L.80 / 12.140T / 15.180EOD / 15.190EOD / 7.110 / 8.150E / 8.150 /

2S2253867A THROTTLE
BORBOLETA FREIO MOTOR
017732



13.180E CONSTELLATION / 15.180E CONSTELLATION /

2S2253867B THROTTLE
BORBOLETA FREIO MOTOR
017735



26.260 / 26.220 / 31.260 / 26.260 CONSTELLATION / 31.260 CONSTELLATION /

2T0253691 THROTTLE
BORBOLETA FREIO MOTOR
017709



14.220 / 16.220 / 16.300 / 24.250 / 35.300 / 40.300 / 15.180EOD / 15.190EOD / 24.220 / 18.310 / 26.

TAF253867 THROTTLE
BORBOLETA FREIO MOTOR
017716



12.140T / 12.170BT / 12.180 / 14.150 / 14.170BT / 14.180 / 16.170 / 16.180CO / 16.210CO / 17.

1.18 BORRACHA RUBBER

C7TA8100155C BUSHING
BUCHA TRAS. INFERIOR CABINA
007349



T06411041 STABILIZER BAR BUSHING
BUCHA BARRA ESTAB. DIANT.
007747
2RE411041



6.80 / 6.90 / 7.90S / 7.110S / 7.100 / 8.100 / 8.120 / 8.150 / 8.150OD / 8.140 / 8.140CO / 8.140CE / L.

T11413435A SHOCK ABSORBER
BUCHA AMORTECEDOR TRASEIRO
007759



7.90S / 7.110S / 11.130 / 13.130 / 14.140 / 11.140 / 12.140 / 6.90S / 7.90 /

T11413435A O REAR SHOCK ABSORBER
BUCHA AMORTECEDOR TRASEIRO
004520



/ 7.90S / 7.110S / 11.130 / 13.130 / 14.140 / 11.140 / 12.140 / 6.90S / 7.90

T16411093 FRONT TURNING BAR
MANCAL BARRA ESTAB. DIANT.
004524



/ 12.140 / 14.150 / 14.200 / 14.220 / 16.170 / 16.220 / 24.250 / 35.300 / 12.140H

TAR411041 RUBBER BUSHING
MANCAL BARRA ESTAB. DIANT.
007743
2Z0411324



12.180 / 14.150 / 14.220 / 16.220 / 24.250 / 35.300 / 40.300 /

TE3129611A DRY AIR CLEANER VALVE
VALV. BORRACHA DESCARGA POEIRA
005859



/ 8.150E / 7.100 / 8.100 / 8.120 / 8.150 / 9.150OD / 8.140 / L.80 / 12.140 / 12.140T / 12.170BT / 12.

1.19 BOTAO BUTTON

TJG419669B HORN BUTTON
BOTA0 BUZINA
011217



16.180CO / 16.210CO /

1.20 BUCHA DE BRONZE

BRONZE BUSHING

2R0407171C040 STEERING KNUCKLE PIN

BUCHA PINO MANGA EIXO 0,40MM

016937
500056490 D



8.150E / 8.150 / 9.150E / 7.120 / 8.120 / 5.140
MWM DELIVERY / 8.150 MWM DELIVERY / 9.

1.21 BUCHAS DIVERSAS

BUSHING ALL TYPE

2P0407172 BUSHING

BUCHA CHIME MANGA EIXO

018955



5.140 MWM DELIVERY / 8.150 MWM DELIVERY /
8.150 EOD / 5.140 EOD /

2P0711164 MOUNT BUSHING

BUCHA MANGAL TRAMBULADOR

017262



15.180EOD / 15.190EOD / 17.210 EOD / 5.140
MWM DELIVERY / 8.150 MWM DELIVERY /

2R0407171B010 STEERING KNUCKLE PIN

BUCHA PINO MANGA EIXO 0,10MM

016930



7.100 / 8.100 / 8.140 / 8.140CO / 8.140CE / 8.
140CKD / 8.150E / 8.150 / 9.150E / 7.120 / 8.120 /

2R0407171B020 STEERING KNUCKLE PIN

BUCHA PINO MANGA EIXO 0,20MM

016931



7.100 / 8.100 / 8.140 / 8.140CO / 8.140CE / 8.
140CKD / 8.150E / 8.150 / 9.150E / 7.120 / 8.120 /

2R0407171B030 STEERING KNUCKLE PIN

BUCHA PINO MANGA EIXO 0,30MM

016932



7.100 / 8.100 / 8.140 / 8.140CO / 8.140CE / 8.
140CKD / 8.150E / 8.150 / 9.150E / 7.120 / 8.120 /

2R0407171B O BUSHING

BUCHA PINO MANGA EIXO STD

007802
2R0407397 O



7.100 / 8.100 / 8.140 / 8.140CO / 8.140CE / 8.
140CKD / 8.150E / 8.150 / 9.150E / 7.120 / 8.120 /

2R0407172 BUSHING KING PIN

BUCHA CHIME MANGA EIXO

019834



7.100 / 8.100 / 8.140 / 8.140CO / 8.140CE / 8.
140CKD / 8.150E / 8.150 / 9.150E / 7.120 / 8.120 /

2R0805244A BUSHING

BUCHA ARTICULACAO DIANT. CABINA

013268



7.100 / 8.120 / 8.150 / 13.150 / 13.170 / 13.180 /
15.180 / 15.170 / 17.210 / 17.220 / 17.300 / 18.310

2R4405421 KING PIN BUSHING AGRALE

BUCHA PINO MANGA EIXO AGRALE =STD=

024558



2R4405421 10 KING PIN BUSHING AGRALE

BUCHA PINO MANGA EIXO AGRALE 0,10MM

024557



2R4405421 20 KING PIN BUSHING AGRALE

BUCHA PINO MANGA EIXO AGRALE 0,20MM

024555



2R4405421 30 KING PIN BUSHING AGRALE

BUCHA PINO MANGA EIXO AGRALE 0,30MM

024556



2RD807899 BUSHING

BUCHA SUPORTE PLACA

012457



TODOS VEICULOS APARTIR 1994 /

2RP301461 FORK BUSHING

BUCHA GARFO SELETOR TRAMBULADOR

005286



8.150E / 17.250E / 7.100 / 8.100 / 8.120 / 8.150 /
8.140 / 8.140CO / 8.140CE / L.80 / 12.140T / 12.

2T2141197 BUSHING

BUCHA COROA GARFO EMBREAGEM

017868



13.180E CONSTELLATION / 15.180E
CONSTELLATION / 17.250E CONSTELLATION /

2T2141197A CLUTCH FORK BUSHING

BUCHA GARFO EMBREAGEM

017869



15.180EOD / 15.190EOD / 13.180E
CONSTELLATION / 15.180E CONSTELLATION /

1.21 BUCHAS DIVERSAS

BUSHING ALL TYPE

3312252 FORK BUSHING

BUCHA GARFO SELETOR TRAMBULADOR
023245



12.140H / 14.150 / 12.170BT / 14.170BT / 12.140T / 12.180 / 14.180 / 14.200 / 16.170 / 14.220 /

NFU800900 BOX PIN SPACER BUSHING

BUCHA ESPAC. PINO CABINA
006334



TODOS A PARTIR 1991 /

T06407172 BUSHING KING PIN VW

BUCHA CHIME MANGA EIXO
019830



6.80 / 6.90 / 7.90S / 7.110S / 7.90 /

T11407172 BUSHING KING PIN VW

BUCHA CHIME MANGA EIXO
019832



12.140T / 12.170BT / 12.140H / 11.130 / 13.130 / 14.140 / 11.140 /

T16407172 BUSHING KING PIN VW

BUCHA CHIME MANGA EIXO
019836



14.150 / 14.170BT / 14.220 / 16.170 / 16.220 / 16.300 / 24.250 / 35.300 / 40.300 / 16.220 LEITO /

TE3141869 CLUTCH FORK SHAFT

BUCHA EIXO DO GARFO EMBREAGEM
005067
TJG141869



12.170BT / 12.180 / 14.150 / 14.170BT / 14.180 / 14.220 / 16.170 / 16.180CO / 16.210CO / 16.220 /

TJG899441 ENGINE BUSHING

BUCHA PARTIDA
006707



7.100 / 8.100 / 8.140 / L.80 / 12.140T / 12.170BT / 12.180 / 14.150 / 14.170BT / 14.180 / 14.220 / 16.

TMJ512393 BUSHING

BUCHA TIRANTE
004848



/ 24.250 / 24.220

1.22 BUJAO

PLUG

TE3103113Q PLUG

PARAF. ALLEN S/ CAB. M8X1,0X8 DIN 913
014682
217631



12.170BT / 14.170BT / 14.220 / 16.170 / 16.220 / 16.300 / 24.250 / 35.300 / 40.300 / 16.220 LEITO /

TE3103193 CRANKCASE CUMMINS

BUJAO CARTER CUMMINS
006571
2TC145915



/ 17.250E / 12.170BT / 13.170 / 13.190 / 14.170BT / 14.220 / 15.170 / 16.170 / 16.170BT / 16.

1.23 CABO

CABLE

2RD957805B SPEEDOMETER CABLE -

CABO VELOCIMETRO - 2680MM
005385



/ 7.100 / 8.140 / 8.100 / 8.140CE / 8.140CO / 8.140CKD

2RG957805G CABLE

CABO TACOG. P/ EIXO 4.6MM =2595MM=
014079



12.140T /

2RL721555B THROTTLE CABLE 1345 MM

CABO ACELERADOR 1345MM
005395



/ 16.170BT

2RP957805 SPEEDOMETER CABLE -

CABO VELOCIMETRO - 3232MM
004188



/ 16.210CO

2S0721555H THROTTLE CABLE 1340 MM

CABO ACELERADOR 1340MM
003776
2TD721555



/ 16.170 / 12.170BT / 14.170BT / 16.200

2S0721556A THROTTLE CABLE

CABO ACEL. PEDAL A CX. S/ ACEL. MAN. -
005411



/ 13.180 / 15.180 / 17.210 MWM EURO 2 / 23.210 MWM EURO 2

2U0721555B THROTTLE CABLE 1734 MM

CABO ACELERADOR 1734MM
005390
TRG721555



/ 35.300 / 24.250 CHILE / 35.300 CHILE / 35.300 LEITO

2VG721555 THROTTLE CABLE - 1147

CABO ACELERADOR S/ MANUAL - 1147MM
004010



/ 13.170 / 15.170 / 13.190 / 15.190

1.23 CABO CABLE

2VG721555A THROTTLE CABLE 1525MM

CABO ACELERADOR 1525MM
004011



/ 17.210 CUMMINS EURO 2 / 23.210 CUMMINS EURO 2

T00711335A CONTROL STOP CABLE -

CABO PARADA MOTOR =2550MM=
003782
VC-855
31055



/ 11.130 / 13.130 / 14.140 / 11.140 / 12.140 /

T00711335B CABLE

CABO ESTRANGULADOR C/ BOTAO =2420MM=
014077
11155B



6.80 /

T00957805B SPEEDOMETER CABLE -

CABO VELOCIMETRO - 3500MM
003780



/ 11.130 / 13.130 / 11.140 / 12.140 / 14.140

T00957805C CABLE

CABO TACOG. P/ EIXO 3.6MM =4900MM=
014081
11903



22.160 /

T06609701 HAND BRAKE CABLE - LEFT

CABO FREIO MAO L.E. =1558MM=
004018
2R0609701



/ 6.90 / 7.90 / 7.110S / 7.90S

T06609702 HAND BRAKE CABLE -

CABO FREIO MAO L.D. =1195MM=
004019
2R0609702



/ 6.90 / 7.90 / 7.110S / 7.90S

T11957805 CABLE

CABO TACOG. P/ EIXO 3.6MM =3500MM=
014080
11511



7.90S / 7.110S CURVAO / 7.90S CURVAO /

T12957805 SPEEDOMETER CABLE -

CABO VELOCIMETRO - 3500MM
004192



/ 6.90 / 7.90S / 7.110S

TAP957805C SPEEDOMETER CABLE -

CABO VELOCIMETRO - 3340MM
004183



/ 7.100 / 8.140 / 8.140CO / 8.140CE

TAR957805 SPEEDOMETER CABLE -

CABO VELOCIMETRO - 3240MM
004184



/ 16.180CO

TD1711877B OUTLET IN MOTION CABLE

CABO ACION. TOMADA FORCA - 3320MM
005398
2R0711877



/ 6.90 / 7.90S / 7.110S / 11.130 / 13.130 / 14.140 / 11.140 / 12.140

TD1711877C OUTLET IN MOTION

CABO ACEL. TOMADA FORCA - 3920MM
005399
2R0711877A



/ 6.90 / 7.90S / 7.110S / 11.130 / 13.130 / 14.140 / 11.140 / 12.140

1.24 CALCO SHIM

2R0103548F WHEEL CHOCK

CALCO CAMISA 0,25 MM MWM X 10
012991
9610083400404



7.100 / 8.100 / 8.140 / 8.140CO / 8.140CE / L.80 / 12.140T / 12.180 / 14.150 / 14.180 / 16.180CO /

2R0103548G WHEEL CHOCK

CALCO CAMISA 0,40 MM MWM X 10
012990
9610083400414



7.100 / 8.100 / 8.140 / 8.140CO / 8.140CE / L.80 / 12.140T / 12.180 / 14.150 / 14.180 / 16.180CO /

2R0103548H WHEEL CHOCK

CALCO CAMISA 0,30 MM MWM X 10
013052



7.100 / 8.100 / 8.140 / 8.140CO / 8.140CE / L.80 / 12.140T / 12.180 / 14.150 / 14.180 / 16.180CO /

2R0103548I WHEEL CHOCK

CALCO CAMISA 0,50 MM MWM X 10
013154



7.100 / 8.100 / 8.140 / 8.140CO / 8.140CE / L.80 / 12.140T / 12.180 / 14.150 / 14.180 / 16.180CO /

1.24 CALCO

SHIM

<p>2R0407071 WHEEL CHOCK</p> <p>CALCO PINO MANGA EIXO 57X33,4X0,3 010336 500053593</p>  <p>8.150E / 8.150 / 9.150E / 7.120 / 8.120 / 5.140 MWM DELIVERY / 8.150 MWM DELIVERY / 9.</p>	<p>2R0407071A KING PIN WASHER 57X33,</p> <p>CALCO AJUSTE MANGA EIXO 57X33,4X0,5 019550</p>  <p>8.150E / 8.150 / 9.150E / 7.120 / 8.120 / 5.140 MWM DELIVERY / 8.150 MWM DELIVERY / 9.</p>	<p>2R0407071B KING PIN WASHER 57X33,</p> <p>CALCO AJUSTE MANGA EIXO 57X33,4X1 019551</p>  <p>8.150E / 8.150 / 9.150E / 7.120 / 8.120 / 5.140 MWM DELIVERY / 8.150 MWM DELIVERY / 9.</p>	<p>2RD407661D KING PIN WASHER 50,</p> <p>CALCO AJUSTE MANGA EIXO 50,00X29,50X0, 019547</p>  <p>7.100 / 8.100 / 8.140 / L.80 / 6.90 / 7.90S / 7.110S / 6.80 /</p>
<p>2RK107119 CYLINDER LINER RUBBER</p> <p>CALCO CAMISA 0,10 MM CUMMINS 005279 T7110-010</p>  <p>14.220 / 16.170 / 16.220 / 16.300 / 24.250 / 35.300 / 40.300 / 16.220 LEITO / 18.310 / 26.260 / 26.310</p>	<p>2RK107121 CYLINDER LINER RUBBER</p> <p>CALCO CAMISA 0,15 MM CUMMINS 005280 T7115-015</p>  <p>14.220 / 16.170 / 16.220 / 16.300 / 24.250 / 35.300 / 40.300 / 16.220 LEITO / 18.310 / 26.260 / 26.310</p>	<p>2RK107123 CYLINDER LINER RUBBER</p> <p>CALCO CAMISA 0,20 MM CUMMINS 005281 T7120-020</p>  <p>14.220 / 16.170 / 16.220 / 16.300 / 24.250 / 35.300 / 40.300 / 16.220 LEITO / 18.310 / 26.260 / 26.310</p>	<p>2RK107124 WHEEL CHOCK</p> <p>CALCO CAMISA 0,25 MM CUMMINS 013047</p>  <p>14.220 / 16.170 / 16.220 / 16.300 / 24.250 / 35.300 / 40.300 / 16.220 LEITO / 18.310 / 26.260 / 26.310</p>
<p>2RK107125 WHEEL CHOCK</p> <p>CALCO CAMISA 0,50 MM CUMMINS 013048</p>  <p>14.220 / 16.170 / 16.220 / 16.300 / 24.250 / 35.300 / 40.300 / 16.220 LEITO / 18.310 / 26.260 / 26.310</p>	<p>2RK107126 SHIM 0,30MM CUMMINS</p> <p>CALCO CAMISA 0,30 MM CUMMINS 024210</p>  <p>14.220 / 16.170 / 16.220 / 16.300 / 24.250 / 35.300 / 40.300 / 16.220 LEITO / 18.310 / 26.260 / 26.310</p>	<p>2U2103548A WHEEL CHOCK</p> <p>CALCO CAMISA 0,10 MM MWM EURO 3 014003</p>  <p>19.320E CONSTELLATION / 19.370 CONSTELLATION / 25.370E CONSTELLATION /</p>	<p>2U2103548B WHEEL CHOCK</p> <p>CALCO CAMISA 0,25 MM MWM EURO 3 014004 2U2103548E</p>  <p>19.320E CONSTELLATION / 19.370 CONSTELLATION / 25.370E CONSTELLATION /</p>
<p>2U2103548C WHEEL CHOCK</p> <p>CALCO CAMISA 0,50 MM MWM EURO 3 014006 2U2103548G</p>  <p>19.320E CONSTELLATION / 19.370 CONSTELLATION / 25.370E CONSTELLATION /</p>	<p>2U2103548F SHIM 0,15MM MWM 6CYL 9,3L</p> <p>CALCO CAMISA 0,15 MM MWM 6CL 9,3L 370CV 024016</p>  <p>26.260 CONSTELLATION / 31.260 CONSTELLATION / 31.320E CONSTELLATION /</p>	<p>2U2103548Y WHEEL CHOCK</p> <p>CALCO CAMISA 0,30 MM MWM EURO 3 014005</p>  <p>19.320E CONSTELLATION / 19.370 CONSTELLATION / 25.370E CONSTELLATION /</p>	<p>T06107119 WHEEL CHOCK</p> <p>CALCO CAMISA 0,10 MM MWM 229 013960 922903400214</p>  <p>12.140H / 6.90 / 7.90S / 11.130 / 13.130 / 14.140 / 11.140 / 12.140 / 7.90 /</p>
<p>T06107121 WHEEL CHOCK</p> <p>CALCO CAMISA 0,15 MM MWM 229 013961 922903400234</p>  <p>12.140H / 6.90 / 7.90S / 11.130 / 13.130 / 14.140 / 11.140 / 12.140 / 7.90 /</p>	<p>T06107123 WHEEL CHOCK</p> <p>CALCO CAMISA 0,20 MM MWM 229 013962 922903400244</p>  <p>12.140H / 6.90 / 7.90S / 11.130 / 13.130 / 14.140 / 11.140 / 12.140 / 7.90 /</p>	<p>T16407679A WHEEL CHOCK</p> <p>CALCO PINO MANGA EIXO 63,5X45,9X0,3 010349</p>  <p>12.180 / 14.150 / 14.170BT / 14.180 / 14.220 / 16. 170 / 16.180CO / 16.210CO / 16.220 / 16.300 / 24.</p>	<p>T75411185A SHIM</p> <p>CALCO APOIO GRAMPO MOLA 014621</p> 
<p>TAE107119 SPACER LINER RUBBER 0.</p> <p>CALCO CAMISA 0,10 MM MWM X 10 005283 961083400384 961083400154 2R0103548D</p>  <p>7.100 / 8.100 / 8.140 / 8.140CO / 8.140CE / L.80 / 12.140T / 12.180 / 14.150 / 14.180 / 16.180CO /</p>	<p>TAE107121 SPACER LINER RUBBER 0.</p> <p>CALCO CAMISA 0,15 MM MWM X 10 005284 961083400164 2R0103548E</p>  <p>7.100 / 8.100 / 8.140 / 8.140CO / 8.140CE / L.80 / 12.140T / 12.180 / 14.150 / 14.180 / 16.180CO /</p>	<p>TAE107123 SPACER LINER RUBBER 0.</p> <p>CALCO CAMISA 0,20 MM MWM X 10 005285 T7123-020 961083400174</p>  <p>7.100 / 8.100 / 8.140 / 8.140CO / 8.140CE / L.80 / 12.140T / 12.180 / 14.150 / 14.180 / 16.180CO /</p>	

1.25 CAPA COVER

TAT863057232 COVER UNDER

COBERTURA INF. PAINEL INSTR. L.E. (CINZA)
012589



8.140CO / 8.140CE / 12.140 / 12.170BT / 12.180 /
14.150 / 14.170BT / 14.180 / 14.220 / 16.170 / 16.

1.26 CHAPA PLATE

2S2253691 ENGINE BRAKE PLATE

CHAPA ENCOSTO FREIO MOTOR
017727



26.220 / 26.260 CONSTELLATION / 31.260
CONSTELLATION / 31.320E CONSTELLATION /

1.27 CHAVETA KEY

2R0419548 RETAINING PIN

CHAVETA PINO MANGA EIXO
010337
2P0419548



8.150E / 8.150 / 9.150E / 7.120 / 8.120 / 5.140
MWM DELIVERY / 8.150 MWM DELIVERY / 9.

2RD407689 KEY, KING

CHAVETA TRAVA PINO MANGA EIXO
007448
02989555



7.100 / 8.100 / 8.140CO / 8.140CE / L.80 / 8.
140CKD / 6.90 / 7.90S / 7.110S / 7.90 / 8.150E / 8.

T11407693 PIN UPPER

CHAVETA PINO MANGA EIXO
007854
2S0419548
T16407693



12.180 / 14.150 / 14.170BT / 14.180 / 14.220 / 16.
170 / 16.180CO / 16.210CO / 16.220 / 16.300 / 17.

TJG407689 PIN LOWER

CHAVETA PINO MANGA EIXO
007852
2S0419548A
T11407689



12.180 / 14.150 / 14.170BT / 14.180 / 14.220 / 16.
170 / 16.180CO / 16.210CO / 16.220 / 16.300 / 35.

1.28 CILINDRO CYLINDER

2B510014 COMPRESSOR LINER LK15

CIL. COMPR. LK15 (VW) (MF0641)
011538



8.150E / 5.140 MWM DELIVERY / 8.150 MWM
DELIVERY / 9.160E

2P0721405 CLUTCH CYLINDER VW

CIL.ACION.EMBR.VW
025296



17.210E OD / 15.180E OD / 15.190E OD /

2RP253861 ENGINE BRAKE CYLINDER

CIL. ACION. FREIO MOTOR SIST. WABCO
005095
2TK253861



12.140T / 12.180 / 14.150 / 14.180 / 14.220 / 16.
170 / 16.180CO / 16.220 / 16.300 / 17.210OD / 24.

2S2298109 ENGINE BRAKE CYLINDER

CIL. ACION. FREIO MOTOR
017728



26.220 / 26.260 CONSTELLATION / 31.260
CONSTELLATION / 31.320E CONSTELLATION /

2S2721261 CLUTCH CYLINDER 36MM

CIL. ACION. EMBR. DIAM. 36MM CONSTEL.=
022255
2S2721261B



13.180E CONSTELLATION / 15.180E
CONSTELLATION / 17.250E CONSTELLATION /

2T2721261F CLUTCH CYLINDER 36MM

CIL. EMBR. DIAM. 36MM CONSTELLATION
018861
2T2721261C
2T2721261



26.260 CONSTELLATION / 31.260
CONSTELLATION / 31.320E CONSTELLATION /

2TA253861 ENGINE BRAKE CYLINDER

CILINDRO F. MOTOR SIST. WABCO
005097



7.100 / 8.100 / 8.140 / 8.140CO / 8.140CE / L.80 /
8.140CKD / 7.110 / 17.240OT / 18.310OT / 17.

2VB721405 CLUTCH MASTER

CIL. MESTRE EMBREAGEM
013494



7.100 / 8.140CO / 8.140CE / 24.250 / 40.300 / 24.
220 / 7.110 / 17.210 / 17.220 / 17.300 / 26.300 /

1.28 CILINDRO CYLINDER

2Z0721885 CLUTCH CYLINDER MBB (NO

CARCACA CIL.LONGO SERVO EMBR.MBB.S/
022953



15.190E OD MWM EURO 3 / 17.210E OD MWM
EURO 3 / 17.260EOT / 18.320EOT / 15.180E OD

4214110960 ENGINE BRAKE CYLINDER

CILINDRO F. MOTOR SIST. WABCO
022634



14.150 / 14.220 / 16.170 / 16.220 / 24.250 / 35.300
/ 12.140H / 16.220 LEITO / 24.220 / 35.300 LEITO

4214450020 ENGINE BRAKE CYLINDER

CILINDRO F. MOTOR SIST. WABCO
022662



7.100 / 8.100 / 8.140 / 8.140CO / 8.140CE / L.80 /
8.140CKD / 7.110 / 17.240OT / 18.310OT / 17.

970930104 CLUTCH SERVO HOUSING

CIL. LONGO SERVO EMBR. S/INDIC.
006457



17.250E / 16.180CO / 17.210 / 16.210CO / 17.220
/ 17.300 / 17.210OD / 17.310 / 18.310 / 24.250 /

B925741 COMPRESSOR CYLINDER

CIL. COMPR. LK38 (REGULADOR 88MM)
011534



7.100 / 8.100 / 8.140 / 12.140T / 11.130 / 11.140 /
12.140 / 11.160 / 14.170

B925746 COMPRESSOR CYLINDER

CIL. COMPR. LK38 VW (GOVERNADOR)
011536



7.100 / 8.100 / 8.140 / 12.140T / 14.150 / 11.130 /
11.140 / 12.140 / 14.200

C64110 COMPRESSOR CYLINDER

CIL. COMPR. LK39 (REGULADOR 88MM)
011535



7.100 / 16.210CO / 17.210OD / 15.180EOD / 15.
190EOD / 26.260E / 31.260E / 17.210E OD / 7.110

I90281 ENGINE BRAKE CYLINDER

CIL.ACION.FREIO MOTOR
022636



7.100 / 8.100 / 8.140 / 8.140CO / 8.140CE / L.80 /
8.140CKD / 7.110 / 17.240OT / 18.310OT / 17.

K033409 CLUTCH CYLINDER 36MM

CIL.ACION.EMBR.DIAM.36MM.COSTEL.HASTE
018730
2T2721261C
2T2721261



26.260 CONSTELLATION / 31.260
CONSTELLATION / 31.320E CONSTELLATION /

K033411 CLUTCH CYLINDER 36MM

CIL.ACION.EMBR.36MM.CONSTEL.HASTE
019631
2S2721261B



13.180E CONSTELLATION / 15.180E
CONSTELLATION / 17.250E CONSTELLATION /

RCCE00297 CLUTCH MASTER

CIL. MESTRE EMBREAGEM DIAM. 22,22MM
022625
TE3721405
TAR721405



12.140H / 14.150 / 14.220 / 16.210 / 16.220 / 24.
250 / 35.300 / 14.200 / 16.170 / 16.220 LEITO /

RCCE00440 CLUTCH AUX. CYLINDER

CILINDRO AUX. EMBREAGEM
023654
TAP721261



7.100 / 8.100 / 8.140 / 8.140CO / 8.140CE / L.80 /
12.140T / 8.140CKD / 12.140 / 7.110 / 8.150 / 7.

RCCE00700 CLUTH MASTER CYLINDER

CIL. MESTRE EMBREAGEM
023771



7.100 / 8.140CO / 8.140CE / 24.250 / 40.300 / 24.
220 / 7.110 / 17.210 / 17.220 / 17.300 / 26.300 /

TAF253861 ENGINE BRAKE CYLINDER

CIL. ACION. FREIO MOTOR SIST. KNORR
005096



7.100 / 8.100 / 8.140 / 14.220 / 16.170 / 16.180CO
/ 16.210CO / 16.220 / 16.300 / 24.250 / 35.300 /

TF3721405 CLUTCH MASTER

CIL. MESTRE EMBREAGEM DIAM. 22,22MM
004560
TE3721405
TAR721405



12.140H / 14.150 / 14.220 / 16.210 / 16.220 / 24.
250 / 35.300 / 14.200 / 16.170 / 16.220 LEITO /

TN4253861 ENGINE BRAKE CYLINDER

CILINDRO F. MOTOR SIST. WABCO
005094



14.150 / 14.220 / 16.170 / 16.220 / 24.250 / 35.300
/ 12.140H / 16.220 LEITO / 24.220 / 35.300 LEITO

1.29 COLUNA COLUMN

T00415721A STEERING COLUMN

COLUNA DIRECAO
012484
2106101101X



13.130 / 14.140 / 11.140 / 12.140 /

1.30 COPO GLASSE

2R0201589 WATER COLECTOR

COPO FILTRO D'AGUA
013475



7.100 / 8.140CO / 8.140CE / 16.220 / 24.250 / 40.300 / 18.310 / 26.260 / 26.310 / 26.220 / 31.260 /

1.31 COXIM RUBBER MOUNTING

2P0711026 GEAR LEVER MOUNTING

COXIM ALAVANCA CAMBIO
018261



5.140 MWM DELIVERY / 8.150MWM DELIVERY /

T06199201 FRONT ENGINE BUFFER

COXIM DIANTEIRO MOTOR
004482
BD4T6038A



6.90 / 7.90S / 7.110S /

TJG899607 FRONT CAB BUFFER

COXIM DIANTEIRO CABINA
004488
2R0899413A



7.100 / 8.100 / 8.140 / 8.140CO / 8.140CE / L.80 / 12.140T / 12.170BT / 12.180 / 14.150 / 14.170BT

1.32 CUPILHA COTTER PIN

TAF299263 LOCKING PIN

CUPILHA FREIO MOTOR 5,64X1/2
017712



7.100 / 8.100 / 8.140 / 8.140CO / 8.140CE / L.80 / 14.220 / 16.170 / 16.180CO / 16.220 / 16.300 / 24.

1.33 DEFLETOR DEFLECTOR

TJG807741 BUMPER LOWER

DEFLETOR INFERIOR PARACHOQUE
004815



/ 12.140 / 14.150 / 14.200 / 14.220 / 16.170 / 16.220 / 24.250 / 35.300 / 16.220 LEITO / 24.220 /

1.34 DOBRADICA HINGE

2R2823301 HINGE

DOBRADICA TAMPA FRONTAL L.E.
018519



24.250ECONSTELLATION / 17.250E
CONSTELLATION / 19.320E CONSTELLATION /

2R2823302 HINGE

DOBRADICA TAMPA FRONTAL L.D.
018520



24.250ECONSTELLATION / 19.320E
CONSTELLATION / 19.370 CONSTELLATION /

1.35 EIXO AXLE

2RD253869 THROTTLE SET

CONJ. EIXO BORBOLETA FREIO MOTOR
017722



7.100 / 8.100 / 8.140 / 8.140CO / L.80 / 12.140T /
15.180EOD / 15.190EOD / 7.110 / 8.150E / 8.150 /

2RD525177A SHAFT =28,5X139,5MM=

EIXO CAIXA SATELITE =28,5X139,5MM=
018423



7.100 / 8.140 ARGEN. / 8.140 BOLIVIA / 8.100 / L.
80 / 8.140CO / 8.140CE / CONSTELLATION /

2RD525177B SHAFT =25,3X176MM=

EIXO CAIXA SATELITE =25,3X176MM=
018425



7.100 / 8.140 / 8.100 / 8.140CO / 8.140CE / 8.140
CE CHILE / 8.140 CO CHILE /

2RM141863 CLUTCH FORK SHAFT

EIXO GARFO EMBREAGEM =COMPR. 188,
018185



23.220 / 17.220 /

2S0141707 CLUTCH FORK SHAFT

EIXO GARFO EMBREAGEM =COMPR. 188,
018193



13.170E / 15.170E / 15.190E / 15.180E / 13.180E /

2S2253869A THROTTLE SET

CONJ. EIXO BORBOLETA FREIO MOTOR
017729



13.180E CONSTELLATION / 15.180E
CONSTELLATION /

2S2253869B THROTTLE SET

CONJ. EIXO BORBOLETA FREIO MOTOR
017734



26.260 / 26.220 / 31.260 / 26.260
CONSTELLATION / 31.260 CONSTELLATION /

2U0141701B CLUTCH FORK SHAFT

EIXO GARFO EMBREAGEM =COMPR. 188,
018195



26.260E / 31.260E /

TAR721075 CLUTCH AND BRAKE

EIXO PEDAIS FREIO E EMBREAGEM
005139



/ 16.180CO / 16.210CO / 17.210 / 17.210OD / 17.
240OT / 18.310OT / 15.180EOD / 15.190EOD / 17.

TE3141865 CLUTCH FORK AXLE

EIXO GARFO EMBREAGEM
005066



/ 14.210 / 16.210

TJG141865 SMALL CLUTCH FORK

EIXO GARFO EMBREAGEM PEQUENO
005063



/ 17.250E / 12.170BT / 12.180 / 13.170 / 13.180 /
13.190 / 14.150 / 15.180 / 14.170BT / 14.180 / 14.

TJG253869A ENGINE BRAKE AXLE -

CONJ. EIXO FREIO MOTOR (COD.5084)
006280
TAF253869A



14.220 / 16.170 / 16.220 / 16.300 / 24.250 / 35.300
/ 40.300 /

TJG899369 CAB LOCK AXLE

EIXO TORRE TRASEIRA CABINA
004554



/ 14.200 / 12.140H / 14.150 / 14.220 / 16.170 / 16.
220 / 16.220 LEITO / 24.220 / 24.250 / 35.300 /

TJG899369 X MOUNTING SHAFT

JOGO EIXO TORRE TRAS. CABINA (ANEL+
009393



7.100 / 8.100 / 8.120 / 8.150 / 8.140 / L.80 / 12.
140T / 12.170BT / 12.180 / 13.150 / 13.180 / 14.

1.36 EMBOLO

PISTON

T12525371 ALLOY REDUCTION PISTON

EMBOLO REDUZIDA ALUMINIO =ANODIZADO=
023751



14.200 / 12.140H / 14.150 / 14.150 CHILE / 14.220
/ 16.170 / 16.170 EXP.ARGENTINA / 16.220 / 16.

1.37 ENGRENAGEM

GEAR

2RJ311261 IDLER GEAR, 2ND SPEED

ENGRENAGEM 2ª VEL.
007219



14.200 / 16.170 / 16.180CO / 16.210CO / 13.170E
/ 15.170E / 13.180E / 15.180E / 15.190E /

2TA957821B SPEEDO PINION 18 TEETH

PINHAO VELOCIMETRO - 18 DENTES
005018



/ L.80

T06525159A PLANETARY GEAR 16

ENGR. PLAN. 16 DENTES - 35 ESTRIAS
004745



/ 6.80 / 6.90 / 7.90S / 7.110S

T11957821A SPEEDO PINION 15 TEETH

PINHAO VELOCIMETRO - 15 DENTES
005019



/ 11.130 / 11.140 / 12.140 / 13.130

1.38 ESFERA

BALL

600711569 NYLON BALL GEAR BOX

ESFERA NYLON ALAVANCA CAMBIO
006341



/ 11.130 / 13.130

T06311521 BALL 3/16"

ESFERA ACO 3/16"
013618
10J6



7.90S / 7.110S / 8.150E / 17.250E / 7.100 / 8.100 /
8.120 / 8.150 / 8.140 / 8.140CO / 8.140CE / L.80 /

1.39 ESPACADOR

SPACER

9617232014 SPACER W/THREAD AND

ESPACADOR C/ ROSCA E S/ ROSCA
016064



13.170E / 13.170 / 15.170 / 13.150 / 13.180 / 15.
180

1.40 ESTICADOR

BELT TENSIONER

2R0145299 BELT TENSIONER =

ESTIC. CORREIA MOTOR =ELETRONICO=

011246
4894116
4891116



17.250E / 23.250E / 24.250E / 8.150E / 13.170E /
15.170E / 15.190E / 9.150E / 15.180E / 13.180E /

2T0145299 ENGINE BELT SUPPORT

ESTIC. CORREIA CUMMINS. POLIA LISA

005077
2TA0145299
2T0145299B



18.310 / 26.260 / 26.310 / 31.260 / 31.310 / 17.220
/ 17.310 / 23.220 / 17.180 CUMMINS EURO 3 / 17.

2T2145299A BELT TENSIONER

ESTIC. CORREIA MOTOR

011247
3973831
2T2145299



CONSTELLATION /

2U0145299 BELT SUPPORT CUMMINS

ESTIC. CORREIA MOTOR CUMMINS

005076
2U0145299A
2S0145299
2S0145299B
2TD145275
TJG145275



/ 14.210 / 16.210 / 12.170BT / 13.170 / 13.190 /
14.170BT / 15.160 / 14.220 / 15.170 / 16.170 / 16.

1.41 ESTRIBO

RUNNING BOARD

2S2821331 RUNNING BOARD

ESTRIBO FRONTAL CONSTELLATION

014331
2S28213314M2



17.250E CONSTELLATION / 24.
250ECONSTELLATION / 13.180E

2T2821687 RUNNING BOARD L.H.

ESTRIBO SUP. TETO BAIXO L.E.

014327
2T28216874M2



17.320E CONSTELLATION / 19.320E
CONSTELLATION / 19.370 CONSTELLATION /

1.42 FECHADURA

DOOR LOCK

TAC837015 LEFT DOOR LOCK L.H.

FECHADURA PORTA L.E.

003756
2R0837015
2318370151
211837015H
2118370151



7.100 / 8.100 / 8.140 / L.80 / 12.140T / 12.170BT /
12.180 / 14.150 / 14.170BT / 14.180 / 14.220 / 16.

TE3837016 RIGHT DOOR LOCK

FECHADURA PORTA L.D.

003755
2R0837016
2318370161
211837016H
2118370161



7.100 / 8.100 / 8.140 / L.80 / 12.140T / 12.170BT /
12.180 / 14.150 / 14.170BT / 14.180 / 14.220 / 16.

1.43 FILTRO

FILTER

T11130125 FILTER

FILTRO (PENEIRINHA)

006275



6.90 / 7.90S / 7.110S / 11.130 / 11.140 / 12.140 /
13.130 / 14.140 / 14.150 / 12.180 / 14.180 / 16.

T11198165 DIESEL PRE-FILTER

PRE-FILTRO DIESEL =S/CABECOTE=

006277



/ 6.90 / 7.90S / 7.110S / 11.130 / 11.140 / 12.140 /
13.130 / 14.140 / 16.210CO / 17.210OD

T15129620C AIR FILTER SECONDARY

ELEMENTO SECUNDARIO FILTRO AR

005685
CA3280SY



/ 16.210

TE3115561 ENGINE OIL FILTER

FILTRO OLEO MOTOR CUMMINS 8.3L

005039
TR3115561



/ 14.210 / 16.210

TEG129620 AIR FILTER PRIMARY

ELEMENTO PRIMARIO FILTRO AR

005031



/ 12.170BT / 12.180 / 14.150 / 14.170BT / 14.180
/ 14.200 / 16.200 / 12.140H

TEG129620A AIR FILTER SECONDARY

ELEMENTO SECUNDARIO FILTRO AR

005034
CA4692SY



/ 12.170BT / 12.180 / 14.150 / 14.170BT / 14.180
/ 14.200 / 16.170 / 16.200 / 12.140H / 14.170

1.44 FLANGE

FLANGE

2T2141255 CLUTCH FORK FLANGE

FLANGE GARFO EMBREAGEM
018194



26.260 CONSTELLATION / 31.260
CONSTELLATION / 31.320E CONSTELLATION /

1.45 FLANGE E LUVA P/ CARDA

YOKE

T2D525283 PROPELLER SHAFT

FLANGE CARDA DIFERENCIAL TINKEN
011290



22.140 / 22.160 /

1.46 FLEXIVEL

FLEXIBLE

TE3145745A HYDR. STEERING HOSE

FLEXIVEL DIRECAO HIDRAULICA
004261



/ 14.210

1.47 FREIO MOTOR

EXHAUST BRAKES

2RD253853B ENGINE BRAKE 74MM

FREIO MOTOR =74MM= 2-7/8

005081
2TK253853
2TA253853C
2TA253853B
2RE253853B
2RE253853
2RD253853D



7.100 / 8.100 / 8.140 / 8.140CO / L.80 / 12.140T /
15.180EOD / 15.190EOD / 7.110 / 8.150E / 8.150 /

2S2253853A ENGINE BRAKE 60MM

FREIO MOTOR =60MM= CONSTELLATION

017731



13.180E CONSTELLATION / 15.180E
CONSTELLATION /

2S2253853B ENGINE BRAKE 80MM

FREIO MOTOR =80MM= CONSTELLATION

013935
2T2253853



26.260 / 26.220 / 31.260 / 26.260
CONSTELLATION / 31.260 CONSTELLATION /

4214289150 ENGINE BRAKE 99MM

FREIO MOTOR =99MM= 3-7/8

021854
2RK253853
TMG253853A



14.220 / 16.220 / 16.300 / 24.250 / 35.300 / 40.300
/ 15.180EOD / 15.190EOD / 24.220 / 18.310 / 26.

4214299190 ENGINE BRAKE 85MM

FREIO MOTOR =85MM= 3- 3/8

022631
2RH253853
2T0253853A
2RP253853C
TEG253853B
TEG253853C
TLG253853A



12.140T / 12.170BT / 12.180 / 14.150 / 14.170BT
/ 14.180 / 16.170 / 16.180CO / 16.210CO / 17.

4214299340 ENGINE BRAKE 74MM

FREIO MOTOR =74MM= 2-7/8

022630
2RD253853
2RD253853D
2TK253853
2RD253853C
2RE253853
2R0253853B



7.100 / 8.100 / 8.140 / 8.140CO / L.80 / 12.140T /
15.180EOD / 15.190EOD / 7.110 / 8.150E / 8.150 /

SP5074 ENGINE BRAKE =99MM= 3-7/8

FREIO MOTOR =99MM= 3-7/8

023645
2RK253853
TMG253853A



14.220 / 16.220 / 16.300 / 24.250 / 35.300 / 40.300
/ 15.180EOD / 15.190EOD / 24.220 / 18.310 / 26.

SP6964 ENGINE BRAKE =85MM=3- 3/8

FREIO MOTOR =85MM=3- 3/8

023642
2W0253853
2RH253853C
2RP253853B
2RH253853
2T0253853A
2RP253853C



12.140T / 12.170BT / 12.180 / 14.150 / 14.170BT
/ 14.180 / 16.170 / 16.180CO / 16.210CO / 17.

1.47 FREIO MOTOR EXHAUST BRAKES

SP7035 ENGINE BRAKE 74MM

FREIO MOTOR =74MM= 2-7/8

021845
2RD253853
2RD253853D
2TK253853
2RD253853C
2RE253853
2R0253853B



7.100 / 8.100 / 8.140 / 8.140CO / L.80 / 12.140T / 15.180EOD / 15.190EOD / 7.110 / 8.150E / 8.150 /

TAR253853 ENGINE BRAKE 85MM

FREIO MOTOR =85MM= 3-3/8

005084
TRA253853
TLG253853A
TLG253853
TEG253853C
TEG253853B
TAR253853A



12.140T / 12.170BT / 12.180 / 14.150 / 14.170BT / 14.180 / 16.170 / 16.180CO / 16.210CO / 17.

TMG253853 ENGINE BRAKE 99MM

FREIO MOTOR =99MM= 3-7/8

007404
2RK253853
TMG253853A



14.220 / 16.220 / 16.300 / 24.250 / 35.300 / 40.300 / 15.180EOD / 15.190EOD / 24.220 / 18.310 / 26.

1.48 GARFO FORK

2RD312021 GEAR SELECTOR TOWER

GARFO SELETOR TORRE CAMBIO
005160



/ 7.100 / 8.100

2RM141861 CLUTCH FORK

GARFO EMBREAGEM C/ROLETE
005061



12.170BT / 12.180 / 14.150 / 14.170BT / 14.180 / 14.220 / 16.170 / 16.220 / 16.300 / 17.210OD / 24.

2S2141719A CLUTCH FORK

GARFO EMBREAGEM C/ROLETE (MODERNO)
014681
125731
2S2141719D



12.170BT / 12.180 / 14.150 / 14.170BT / 14.180 / 14.220 / 16.170 / 16.220 / 16.300 / 17.210OD / 24.

2T0141707B FORK CLUTCH BEARING

MANCAL ROLAMENTO GARFO EMBREAGEM
017832
2T2141707B
2T2141707A



19.320E CONSTELLATION / 19.370 CONSTELLATION / 25.370E CONSTELLATION /

2T2141719 CLUTCH FORK

GARFO EMBREAGEM C/ ROLETE
017751
2T2141719A
2T2141719E
2T2141719D



13.180E CONSTELLATION / 15.180E CONSTELLATION / 17.250E CONSTELLATION /

2T2141719B CLUTCH ACTIVATION

GARFO EMBREAGEM
017116



26.260 CONSTELLATION / 31.260 CONSTELLATION / 31.320E CONSTELLATION /

T11711973 REAR FORK

HASTE TRASEIRO TRAMBULADOR
005124



/ 6.90 / 11.130 / 13.130

TAR711523 GEARBOX LEVER BRACKET

GARFO APOIO ALAVANCA CAMBIO
005155



/ 7.100 / 8.120 / 8.150 / 9.150 / 13.170 / 16.180CO / 16.210CO

TEG311541A GEAR SELECTOR TOWER

GARFO SELETOR TORRE CAMBIO
005852



/ 12.140

TJG141861 CLUTCH FORK

GARFO EMBREAGEM
005060
2RP141861A
2RP141861



14.150 / 14.220 / 16.170 / 16.180CO / 16.210CO / 16.220 / 16.300 / 17.210OD / 24.250 / 35.300 / 16.

TPH141857 X CLUTCH FORK W/ PIN

GARFO EMBREAGEM C/PINO
015359
2R0141719A X



7.100 / 8.100 / 8.140 / 8.140CO / 8.140CE / L.80 / 12.140T / 7.110 / 8.150E / 8.150 / 7.120 / 8.120 /

1.49 GUARDA-PO DUST COVERS

TJG711116 GEARBOX LEVER DUST

GUARDA PO ALAVANCA CAMBIO
006745



7.100 / 8.100 / 8.140 / 8.140CO / 8.140CE / L.80 / 12.140T / 12.170BT / 12.180 / 14.150 / 14.170BT

1.50 HASTE

ROD

2RP141147 CLUTCH CYLINDER ROD

HASTE CILINDRO EMBREAGEM

005058
2RP721263



16.180CO /

2RR312141 GEARBOX END SHAFT

HASTE TERM. CAIXA CAMBIO

017794
20925



24.250 CHILE / 24.250 / 35.300 / 35.300H / 40.300 / 40.300 LEITO / 17.300 / 26.300 / 17.310 / 26.220

2RR312141 C GEARBOX END SHAFT

HASTE TERM. CAIXA CAMBIO =COMPLETO=

018030
BFOX72028 C



16.300 / 24.250 / 35.300 / 40.300 / 24.220 / 26.260 / 26.310 / 26.220 / 31.260 / 31.310 / 26.260E / 31.

2VB721205 CLUTCH CYLINDER ROD

HASTE ACION. CIL. MESTRE EMBR.

005143



/ 7.100 / 8.120 / 8.140CO / 8.140CE / 8.150 / 9.150 / 13.150 / 16.180CO / 16.210CO / 7.110 / 7.

T06611647 PULL ROD

HASTE ACION. CIL. RODA DIANT.

013402



6.90 / 7.90S / 7.110S / 7.90 /

1.51 HELICE

FAN

2T2121303 FAN WHEEL

HELICE MOTOR =704MM=

017258
1932225



19.320E / 25.370E / 19.370E / 25.320E / 25.3200E / 26.260 / 31.260 / 31.320E / 31.370E / 19.

2TB121303 O FAN WHEEL =8 BLADES=

HELICE CUMMINS =8 PAS PLAST=

006014
1932-136



24.250 / 40.300 / 18.310 / 26.310 / 26.220 / 31.310 / 26.260 CONSTELLATION / 31.260

2W0121303 FAN WHEEL

HELICE MOTOR MWM

017256
1932184



15.180EOD / 15.190EOD / 17.180 MWM EURO 3 / 17.220 MWM EURO 3 / 24.220 MWM EURO 3 / 15.

2Z0121303B FAN WHEEL

HELICE MOTOR C/CAMBIO ZF/ALLISON 4V =

017260



18.310OT / 17.240OT / 17.260EOT / 18.320EOT /

TMJ121303 O FAN WHEEL =9 BLADES=

HELICE MOTOR 9 PAS

007368
1932081 O
2TC121303B O



24.250 / 16.300 / 35.300 /

1.52 INTERRUPTOR

SWITCH

TAR953235 O LIGHT SWITCH

INTERRUPTOR PISCA ALERTA

007648



16.180CO / 16.210CO /

1.53 JOGO DE JUNTA GASKET SET

2RD198005C TURBINE GLAND SET MWM

JG. JTAS MWM TURBO 4CIL.

004643
941080130046
2RD198005A
2RE198005



/ 12.140T

1.54 JUNTA GASKET

2830444 EXHAUST MANIFOLD

JUNTA COL. ESCAP. CUMMINS SERIE B =
024136
2R0129589D



17.250E / 23.250E / 24.250E / 8.150E / 13.170E /
15.170E / 15.190E / 9.150E / 15.180E / 13.180E /

2P0129589 EXHAUST MANIFOLD

JUNTA COL. ESCAP. CUMMINS SERIE B =
024135
2R0129589D



9.160 ADVANTECH

2R0253137A BRAKE ENGINE GASKET

JUNTA FREIO MOTOR 74MM
006118



7.100 / 8.100 / 8.140 / 8.140CO / 8.140CE / L.80 /
12.140T / 14.150 / 8.140CKD / 12.140H / 7.110 /

2RD129717 GASKET INTAKE MANIFOLD

JUNTA COL. ADMISSAO =PEQUENA=
004584
941088530364
941008530024
2R0129717A
2TA129717



/ 7.100 / 8.140 / 8.100 / L.80 / 7.120 / 8.120 / 8.
150 / 13.150 / 8.140CE / 8.140CO / 8.140CKD / 8.

2RD130113 GASKET INJEC. PUMP

JUNTA BOMBA INJETORA
004590
922908530604
2R0130119C
2R0130119E
2TA130113



/ 12.140T / 14.150 / 7.100 / 8.140 / 8.100 / 7.110 /
7.120 / 8.120 / 8.150 / 13.150 / 13.180 / 15.180 / 8.

2S0129589A EXHALUST MANIFOLD

JUNTA COL. ESCAP. CUMMINS SERIE B =
014414
2R0129589D



17.250E / 23.250E / 24.250E / 8.150E / 13.170E /
15.170E / 15.190E / 9.150E / 15.180E / 13.180E /

2S0253137A BRAKE ENGINE GASKET

JUNTA FREIO MOTOR 85MM
018133
TGG253135



12.170BT / 12.180 / 14.150 / 14.170BT / 14.180 /
16.170 / 16.180CO / 16.210CO / 17.210OD / 24.

2T2129589 EXHAUST MANIF. GASKET

JUNTA COL. ESCAP. CUMMINS =ELETR.=
014415
3937479



26.260 CONSTELLATION / 31.260
CONSTELLATION / 31.320E CONSTELLATION /

03618993 GASKET WATER PUMP 229

JUNTA BOMBA D'AGUA 229 TODOS
004610
922208530134



6.90 / 7.90S / 11.130 / 13.130 / 14.140 / 11.140 /
12.140 / 7.90 /

T12525375 SEALING WHIT FELT

FELTRO BRANCO VALV. REDUZIDA
023401



12.170BT / 12.180 / 14.220 / 16.170 / 16.180CO /
16.210CO / 16.220 / 17.210OD / 12.140H / 15.

T16407991 UNIVERSAL WHEEL HUB

JUNTA CUBO RODA
013390



T2D312057 GEAR COVER GASKET

JUNTA TAMPA CAMBIO CLARK 280-V
014408
240038



12.140H / 14.150 / 12.170BT / 14.170BT / 12.
140T / 12.180 / 14.180 / 7.90 / 7.90S / 7.110S /

TAE109289 TIMING GEAR COVER

JUNTA TAMPA DISTRIBUICAO - MWM
004647
961088530494
961088530374
961008530114
961007800014
2S0109245
2R0109245A



/ 12.180 / 14.150 / 14.180 / 14.200 / 16.180CO /
17.240OT

TAE129589 GASKET INTAKE MANIFOLD

JUNTA COLETOR ADMISSAO
004585
961008530144
941008530164
2TA129589



7.100 / 8.100 / 8.140 / 8.140CO / 8.140CE / L.80 /
12.140T / 14.150 / 16.180CO / 16.210CO / 17.

TAE129589A GASKET EXHAUST

JUNTA COLETOR ESCAPE
004586
961088530524
961008530204
2S0129589C
2S0129589B
21341370 V



7.100 / 8.140CO / 8.140CE / 12.140T / 14.150 /
16.180CO / 16.210CO / 17.210OD / 8.140CKD /

TJG253135 TUBE GASKET

JUNTA FREIO MOTOR 99MM
004631



14.220 / 16.220 / 16.300 / 24.250 / 35.300 / 40.300
/ 16.220 LEITO / 18.310 / 26.260 / 26.310 / 26.220

1.54 JUNTA GASKET

TJG301235C GASKET

JUNTA TAMPA CILINDRO CX. CAMBIO

013535
014349



24.250 / 26.260 / 26.300 / 26.310 / 40.300 / 26.220 / 31.260 / 31.310 / 26.260E / 31.260E / 40.300

TL7121043 WATER PUMP GASKET

JUNTA B'B D'AGUA

007639
9229085370734
922908530224



7.110S /

TNQ711111 GASKET

JUNTA TRAMBULADOR CAMBIO

007638
3316780



7.110 / 8.140 / 8.140CE / 8.140CKD / 8.140CO / 8.100 / L.80 / 9.150EOD / 8.150OD / 7.120 / 7.100 /

1.55 KIT KIT

2R0398031 X LOCK AXLE REPAIR KIT

JG. PINOS E MOLAS TRAVA EIXO CX. ZF

011596



/ 9.150OD / 8.150OD / 9.150EOD / 8.120OD / 8.150 EOD / 8.150E PLUS / 9.150E CUMMINS

1.56 LANTERNA LANTERN

690949103 SIGN LANTERN

LANTERNA SINALIZADORA

005686



/ L.80

T12945223A REAR LENS LANTERN

LENTE LANTERNA TRASEIRA

004471



/ 6.90 / 7.90S / 7.110S / 11.130 / 13.130 / 14.140 / 14.210 / 16.210 / 8.150E / 8.100 / 8.120 / 8.150 /

T12953141 LENS LANTERN - FRONT

LENTE LANT. DIANT. ACRILICA

004475
2TA953161
TAC953161



/ 6.90 / 7.90S / 7.110S / 11.130 / 13.130 / 11.140 / 12.140 / 14.150 / 14.200 / 14.220 / 16.170 / 16.220

1.57 MACANETA HANDLE

111837225D INTERIOR

GATILHO MACANETA INT. PORTA L.E.

011264



12.140T / 12.170BT / 12.180 / 14.150 / 14.170BT / 14.180 / 14.220 / 16.170 / 16.220 / 16.300 / 24.

111837226D INTERIOR

GATILHO MACANETA INT. PORTA L.D.

011265



14.150 / 14.220 / 16.170 / 16.220 / 12.170BT / 14.170BT / 16.300 / 24.250 / 35.300 / 35.300 LEITO /

211837020999 DOOR INNER HANDLE

MACANETA INTERNA PORTA - L.E.

005194
21183702021N
N



/ 6.90 / 7.90S / 7.110S / 11.130 / 13.130 / 14.140 / 7.100 / 8.100 / 8.140 / L.80 / 11.140 / 12.140 / 12.

2R2837205 EXTERNAL HANDLE LH

MACANETA EXT. L.E. CONSTELLATION

016006



26.260 CONSTELLATION / 31.260 CONSTELLATION / 31.320E CONSTELLATION /

2R2837206 EXTERNAL HANDLE RH

MACANETA EXT. L.D. CONSTELLATION

016007



11.000 (85...)/ 24.250ECONSTELLATION / 17.250E CONSTELLATION / 19.320E

1.58 MANCAL BEARING CAP

282711119 LEVER BEARING

MANCAL ALAVANCA TRAMBULADOR
005125



/ 11.130 / 13.130 / 11.140

1.59 MANCAL DE EMBREAGEM CLUTCH BEARING

2T2141165H CLUTCH BEARING VW

MANCAL EMBREAGEM CONSTELLATION
014506
3397
1428
1426 R
2T2141165



24.250 / 13.180 / 15.180 / 17.250 /

2T2141165K CLUTCH BEARING VW

MANCAL EMBREAGEM CONSTELLATION
019466



17.230 ONIBUS / 17-280 CONSTELLATION
ADVANTECH / 17.230 OMD / 24-280

T13141161 CLUTCH BEARING =WITH

MANCAL EMBREAGEM C/CUBO E ROLAM.
004084
3362 S
1323 R
125800 E



11.130 / 13.130 / 14.140 / 11.140 / 12.140 / 7.110 /

TEG141165 CLUTCH BEARING

MANCAL EMBREAGEM C/ROLAMENTO
004082
125802 E
2R0141165
2R0141165A
L5535



7.100 / 8.100 / 8.140 / L.80 / 7.110 / 8.150E / 8.150 / 9.150E / 8.120 / 9.150OD / 8.120OD / 9.

TEG141165 F CLUTCH BEARING

MANCAL EMBREAGEM C/ROLAMENTO
022526



7.100 / 8.100 / 8.140 / L.80 / 7.110 / 8.150E / 8.150 / 9.150OD / 8.120OD / 9.150EOD / 6.140 / 7.

1.60 MANGUEIRA HOSE

2RE129311A BREATHING ENGINE HOSE

MANG. RESPIRO MOTOR
017843



12.140T / 8.140 / 8.120 / 8.150 / 13.150 / 8.150EOD / 9.150EOD / 8.140CE / 8.140CO / 8.

2SP145467 TURBO OIL RETURN HOSE

MANGUEIRA RETORNO OLEO TURBO
005169
TE3145467



12.170BT / 14.170BT / 16.170 / 16.200 / 13.190 / 13.170 / 15.170 / 17.210 CUMMINS EURO 2 / 23.

2TB121059A RADIATOR WATER HOSE

MANG. SUP. RADIADOR
012432



17.240OT / 18.310OT /

2VU121073 RADIATOR LOWER HOSE

MANGUEIRA INFERIOR RADIADOR
006021



17.300 / 24.220 CUMMINS BETONEIRA / 26.260 / 31.260 / 31.310 / 26.310 / 18.310 / 24.250 / 23.220

TJG115451B BREATHING ELBOW HOSE

MANGUEIRA COTOVELO DO RESPIRO
005184
TJG115451BS S



/ 12.170BT / 14.170BT / 16.170 / 16.200

1.61 MANGUEIRA SILICONE

SILICON HOSE

2RD129311 BREATHING TUBE HOSE


MANGUEIRA TUBO RESPIRO
005179
922908611844



/ 7.100 / 8.100

2RK145467 TURBINE CONEXION HOSE

MANG. LIGACAO TURBINA =SILICONE AZUL=
005189
TJG145467
2T0145671A



14.220 / 16.220 / 16.220 LEITO / 24.220 /

2V5129653

MANG. INTERC. L.D. PRETA (SAIDA) MAN TGX
027036




2V5129653A

MANG. INTERC. L.E. LARANJA (ENTRADA)
027037



TAL117231 HOSE CONEXION FROM

MANG. LIG. TUBO INTERC./TURBINA
005186



12.170BT / 14.170BT / 14.220 / 16.170 / 16.180CO / 16.210CO / 16.220 / 16.300 / 17.210OD /

TJG115451B S RESPIRE ELBOW HOSE =

MANG. COTOV. RESP. =SILICONE AZUL=
006653
TJG115451BS S



/ 12.170BT / 14.170BT / 16.170 / 16.200

TQG117231 INTERCOOLER CONEXION

MANG. SILICONE INTERCOOLER =AZUL=
006923



12.170BT / 14.170BT / 14.220 / 16.170 / 16.180CO / 16.210CO / 16.220 / 16.300 / 17.210OD /

TQG117231 O SILICONE HOSE WITH

MANG. SILICONE INTERCOOLER =PRETO=
004993



12.170BT / 14.170BT / 14.220 / 16.170 / 16.180CO / 16.210CO / 16.220 / 16.300 / 17.210OD /

TRG117231A TURBINE CONEXION HOSE

MANGUEIRA LIGACAO TURBINA
005185
91HU6W650BA
TRG117231



/ 24.250 / 35.300

1.62 MANOPLA

KNOB

2RR711259 SHIFT KNOB W/ VALVE

MANOPLA ALAV. CAMBIO C/VALVULA
007685
S2581
TJG711259



24.250 / 24.220 / 26.260 / 26.220 / 31.260 / 31.310 / 26.260E / 31.260E /

2T0711141 SHIFT KNOB

MANOPLA ALAVANCA CAMBIO
013397
6038323090
6005200241



18.310 /

TJG711141 SHIFT KNOB

MANOPLA ALAV. CAMBIO
012469



14.200 / 14.150 / 16.170 / 16.200 / 12.180 / 14.180 / 12.140H / 12.140T / 16.180CO / 13-190 / 15-190 /

TJG711259B SHIFT KNOB

MANOPLA ALAVANCA CAMBIO
013492
2UU711259
S2574
S2571



16.300 / 24.250 / 35.300 / 40.300 / 26.310 / 31.310 / 35.300 LEITO / 40.300 LEITO / 24.250 CHILE /

1.63 MOLA

SPRING

2R0301338 SPRING

MOLA MENOR 1,25 X 7,8 X 43,20 RETIFICADA
011573
0732041946



9.150OD / 8.120OD / 8.150 OD / 8.150 EOD / 9.150EOD / 8.150E PLUS / 9.150E CUMMINS

2R0609465 SPRING

MOLA GRANDE PATIM FREIO
012585



7.110 / 8.150E / 8.150 / 9.150E / 8.120 / 5.140 MWM DELIVERY / 9.150OD / 8.120OD / 8.150 OD

2RG607041 REAR BRAKE SHOE

MOLA SAPATA FREIO TRASEIRO
005328
800113



12.140T / 12.170BT / 12.180 / 14.150 / 14.170BT / 14.180 / 14.220 / 16.170 / 16.180CO / 16.210CO /

2RL109623 VALVE SPRING 5.9L SERIE

MOLA VALV. CUM. 5.9L SERIE B
004910



/ 12.170BT / 13.170 / 13.190 / 14.170BT / 15.170 / 16.170 / 16.200 / 17.210 CUMMINS EURO 2 / 23.

1.63 MOLA SPRING

2RP253891 ENGINE BRAKE PISTON

MOLA PISTAO FREIO MOTOR
017946



7.100 / 8.100 / 8.140 / 14.220 / 16.170 / 16.180CO
/ 16.210CO / 16.220 / 16.300 / 24.250 / 35.300 /

2TJ721619 SPRING

MOLA CABO ESTRANGULADOR
012578



16.210CO / 13.180 / 15.180 / 17.210 MWM EURO
2 / 23.210 MWM EURO 2 / 18.310OT / 17.240OT /

T06130553 BRAKE CYLINDER

MOLA RETENCAO CILINDRO FREIO
012571



6.90 / 7.90 / 7.90S / 7.110S /

T06609283 BRAKE SHOE RETAINER

MOLA RETENCAO SAPATA
004926



/ 6.80 / 6.90 / 7.90S / 7.110S

T13311983 TRAMBULATOR BUSHING

MOLA TRAMBULADOR CAMBIO
013503
4303939



12.140H / 14.150 / 12.170BT / 14.170BT / 12.
140T / 12.180 / 14.180 / 14.200 / 16.170 / 7.90 / 7.

TAP721519 ACCELERATOR SPRING

MOLA ACELERADOR
012583



16.170 / 12.170BT / 14.170BT / 12.140T / 14.150
/ 7.100 / 8.140 / 8.100 / L.80 / 8.140CO / 8.140CE /

TE3607033 BRAKE SHOE LOCK SPRING

MOLA TRAVA ROLETE SAPATA FREIO
005317



TEG721619A ACCELERATOR SPRING

MOLA ACELERADOR
012584



12.140H /

1.64 MOLDURA FRAME

2118372391232 RUBBER STRIP

MOLDURA MACANETA INT. PORTA =CINZA=
011263



6.90 / 7.90S / 7.110S / 11.130 / 13.130 / 14.140 /
7.100 / 8.100 / 8.140 / L.80 / 11.140 / 12.140 / 12.

1.65 MORINGA DRIVING SHAFT SLEEVE

2T0311807B GEARBOX DRIVING SHAFT

MORINGA CAMBIO ZF
018623
1297095108
0091302268



18.310 /

1.66 O'RING O'RING

104061 KING PIM RETAINER


RETENTOR PINO MANGA EIXO
023427



7.90S / 7.110S / 7.100 / 8.100 / 8.120 / 8.150 / 9.
1500D / 8.140 / 8.140CO / 8.140CE / L.80 / 8.

2R0121437 O'RING WATER PUMP

O'RING VED. B'B AGUA PEQ. MWM X 10
006579
904931070781



/ 7.100 / 8.100 / 8.120 / 8.150 / 9.150OD / 8.140 /
8.140CO / 8.140CE / L.80 / 13.150 / 13.180 / 15.

T06407373 SEALING RING

RETENTOR PINO MANGA EIXO
007447



7.100 / 8.100 / 8.140 / 8.140CO / 8.140CE / L.80 /
8.140CKD / 7.90S / 7.110S / 8.150 / 7.120 / 8.120

T11107125 SEAL RING

O'RING VEDACAO CAMISA MWM D 229
007755
604931301124



12.140H / 6.90 / 7.90S / 7.110S / 11.130 / 13.130 /
14.140 / 11.140 / 12.140 / 7.90 /

1.66 O'RING

O'RING

T12130803A O'RING INJ. PUMP GASKET

O'RING VEDACAO BOMBA INJETORA
006580
904931070121



/ 7.110S / 12.180 / 13.180 / 14.150 / 15.180 / 14.180 / 14.200 / 16.180CO / 17.210 / 17.240OT / 18.

TAE121853 JUNCTION TUBE GASKET

O'RING VEDACAO TUBO JUNCAO
006577



/ 14.150 / 14.200 / 16.180CO / 14.150 CHILE

1.67 PAINEL

PANEL

TJG807202 BUMPER PANEL

PAINEL ACABAM. PARACHOQUE L.D.
012594



14.150 / 14.200 / 14.220 / 16.170 / 16.220 / 24.250 / 35.300 / 12.140H / 16.220 LEITO / 24.220 / 35.

1.68 PARACHOQUE

BUMPER

2RD807124CTR R.H. BUMPER PROTECTIVE

PONTEIRA PARACHOQUE L.D.
004799



/ 7.100 / 8.100 / 8.140 / L.80

2RL807103033 L.H. BUMPER PROTECTIVE

PONTEIRA PARACHOQUE L.E. =LUXO=
004804



/ 13.150 / 13.180 / 15.180 / 15.170 / 17.210 / 17.220 / 17.300 / 24.250 / 26.300 / 40.300 / 24.220 /

2S0807102B8A8 BUMPER PROTECTIVE

PONTEIRA PARACHOQUE L.D.
006018
2S0807102B



/ 17.250E / 13.150 / 13.180 / 13.190 / 15.180 / 17.210 / 17.220 / 17.310 / 18.310 / 26.260 / 13.170E /

2S0807103B8A8 BUMPER PROTECTIVE

PONTEIRA PARACHOQUE L.E.
006019
2S0807103B



/ 13.150 / 13.190 / 15.190 / 17.210 / 13.180 / 26.220 / 26.260 / 15.180 / 17.310 / 18.310 / 17.220 /

2S08071048A8 BUMPER WITHOUT

PONT. PARAC. S/SPOILER L.D. F.REDONDO
006756
2S0807102
2S08071028A8



/ 13.150 / 13.180 / 13.190 / 15.180 / 17.210 / 17.220 / 17.310 / 18.310 / 22.220 / 26.260 / 26.310 /

2T2807071N28 BUMPER

PARACHOQUE CONSTELLATION 19320
011891



19.320E CONSTELLATION / 19.370 CONSTELLATION / 25.370E CONSTELLATION /

2VF8071038A8 BUMPER PROTECTIVE

PONTEIRA PARACHOQUE L.E.
006059
2VF807103033



/ 14.140 / 14.210 / 16.210 / 17.250E / 13.150 / 13.170 / 13.180 / 13.190 / 14.150 / 15.180 / 14.170BT

1.69 PARAFUSO

SCREW

2R2803877F SCREW

PARAFUSO FILTRO SECADOR M12X1,50X30
017781
8101270144



24.250ECONSTELLATION / 17.250E CONSTELLATION / 19.320E CONSTELLATION /

2RD999491 SCREW C 5.8 M 10 X 30 X 1.

PARAF. SEXT. 5.8 M10 X 30 X 1.50
005258
TN000421X1
NFN605920DK
N0102304



/ 7.110 / 7.120 / 7.100 / 8.120 / 8.150 / 13.190 / 15.190 / 13.170 / 15.170 / 17.300 / 26.300 / 40.300

2RK103591 VALVE TAP SCREW

PARAF. TAMPA VALVULA CUMMINS
014542
3922639



14.220 / 16.220 / 16.220 LEITO / 24.250 / 35.300 / 16.300 / 35.300H / 40.300 / 40.300 LEITO / 17.300

2RK129725 SCREW

PARAFUSO FIX. COL. ESCAPE
007951
3918109
TE3129725
TJG129725



14.220 / 16.170 / 16.220 / 17.220 / 17.300 / 17.310 / 18.310 / 24.250 / 26.260 / 26.300 / 26.310 / 35.

1.69 PARAFUSO SCREW

2TD129593 SCREW - M10X1.5X70

PARAF. FIX. COL. ESCAPE - M10X1.5X70
006135
3930249
TE3129593



12.170BT / 14.170BT / 16.170 / 16.200 / 17.210 /
13.190 / 13.170 / 15.170 / 17.210 CUMMINS EURO

2VF999471 SCREW 8.8 M 8 X 20 X 1.25

PARAF. SEXT. 8.8 M8 X 20 X 1.25
005229



/ 17.250E / 13.150 / 13.180 / 13.190 / 15.180 / 15.
170 / 17.210 / 17.220 / 17.300 / 17.310 / 18.310 /

2Z0409135 SCREW, HEX HD

PARAFUSO SUSP. MOLA TRAS.
014485



18.310OT / 17.240OT / 17.260EOT / 18.320EOT /

N0101193 SCREW C 8.8 M 12 X 25 X 1.

PARAF. SEXT. 8.8 M12 X 25 X 1.50
005251



/ 6.90 / 7.90S / 7.110S

N0101221 SCREW C 8.8 M 14 X 35 X 1.

PARAF. SEXT. 8.8 M14 X 35 X 1.50
005252



/ UNIVERSAL TODOS VEICULOS

N0101673 SCREW C 8.8 M 12 X 110 X

PARAF. SEXT. 8.8 M12 X 110 X 1.50
005223
T2D899451



/ 7.90S / 7.110S

N0102187 SCREW C 5.8 M 6 X 25 X 1.

PARAFUSO SEXT. 5.8 M6 X 25 X 1.00
005221



/ UNIVERSAL TODOS VEICULOS

N01024015 SCREW C 5.8 M 8 X 20 X 1.

PARAFUSO SEXT. 5.8 M8 X 20 X 1.25
005222



/ 8.150E / 7.100 / 8.100 / 8.120 / 8.150 / 8.140 / L.
80 / 7.110 / 7.120 / 9.150E

N0103506 SCREW C 5.8 M 8 X 50 X 1.

PARAF. SEXT. 5.8 M8 X 50 X 1.25
005265



/ 6.90 / 7.90S / 7.110S / 12.180 / 14.150 / 14.180 /
12.140H

N0401064 SCREW

PARAFUSO SUP. FILTRO M14X1,5X4,0
017780



UNIVERSAL TODOS VEICULOS /

N10023901 SCREW C 5.8 M 8 X 90 X 1.

PARAF. SEXT. 5.8 M8 X 90 X 1.25
005257



/ TODOS MODELOS

N1024118 SCREW M 8 X 22 X 1.25

PARAFUSO SEXTAVADO M8 X 22 X 1.25
005214



/ TODOS MODELOS

NF058676AB SCREW 1/2 X 1 X 3/4

PARAFUSO SEXTAVADO 1/2 X 1 X 3/4
005242



/ UNIVERSAL TODOS VEICULOS

NF058721AB SCREW 5/8 - 11 X 2.0

PARAFUSO SEXT. 5.8 - 11 X 2.0
005215



/ TODOS MODELOS

NF058725AB SCREW 5/8 - 11 X 3.0

PARAFUSO SEXTAVADO 5/8 - 11 X 3.0
005216



/ UNIVERSAL TODOS VEICULOS

NFE602208C SCREW M 8 X 27 X 1.25

PARAF. SEXT. C/PONTA M8 X 27 X 1.25
005213



/ TODOS MODELOS

NFE602373C SCREW C 8.8 M 10 X 25 X 1.

PARAFUSO SEXT. 8.8 M10 X 25 X 1.50
005247



/ TODOS MODELOS

NFE800817E SCREW M 6 X 10 X 1.00

PARAFUSO SEXT. M6 X 10 X 1.00
005246



/ TODOS MODELOS

NFN601218AB SCREW M 8 X 65 X 1.25

PARAFUSO SEXT. M8 X 65 X 1.25
005245



/ UNIVERSAL TODOS VEICULOS

T14525873 SCREW

PARAF. MANCAL CARC. DIFERENCIAL M16X2,
014497
082460



12.140T / 12.170BT / 12.180 / 13.150 / 13.170 /
13.180 / 14.150 / 15.180 / 14.170BT / 14.180 / 14.

TAF253227 SCREW ENGINE BRAKE

PARAF. SUPORTE FREIO MOTOR M8X16 (8.8)
017705
2RK109687A
TJG253227



7.100 / 8.100 / 8.140 / 8.140CO / 8.140CE / L.80 /
14.220 / 16.170 / 16.180CO / 16.210CO / 16.220 /

TAR411233A BEAM SPRING GABLE -

PARAF. ESPIGAO FEIXE MOLA TRASEIRO
004401



/ 6.90 / 7.90S / 7.110S

TH7299255 SCREW ENGINE BRAKE

PARAF. BORBOLETA FREIO MOTOR M6X16 (8.
017704



7.100 / 8.100 / 8.140 / 8.140CO / 8.140CE / L.80 /
14.220 / 16.170 / 16.180CO / 16.210CO / 16.220 /

TJG521153 SCREW

PARAFUSO CARDA
007329
F4HT4N272AA



7.90S / 8.140 / 12.140 / 14.150 / 16.170 / 16.220 /

1.69 PARAFUSO

SCREW

TMG521153 SCREW

PARAFUSO CARDA
007327



8.140 / 8.140CO / 8.140CE / L.80 / 12.140T / 12.170BT / 14.170BT / 14.220 / 16.180CO / 16.

TMJ521153 SCREW

PARAFUSO CARDA
007328
TAK521153



/ 16.300 / 35.300 / 40.300 / 24.220 / 24.250 / 18.310 / 26.300 / 31.260 / 26.220 / 26.260 / 31.310 /

TRA103385 CYLINDER HEAD SCREW

PARAF. CABECOTE MOTOR
013541
3920779



12.170BT / 13.170 / 13.190 / 14.170BT / 15.170 / 16.170 / 16.200 / 17.210 CUMMINS EURO 2 / 23.

1.70 PEDAL

PEDALS

TJG721139 BRAKE PEDAL

PEDAL FREIO
004098



/ 7.100 / 8.100 / 8.140 / 14.200 / 16.170 / 16.220 / 24.250 / 35.300 / 12.140H / 14.150 / 14.220 / 16.

1.71 PINO

PIN

2P0321143 PIN CUP

PINO COPO
011575



8.150E / 8.150 / 9.150E / 8.120 / 5.140 MWM DELIVERY / 8.150MWM DELIVERY /

2P0407361 STEERING KNUCKLE AXLE

PINO MANGA EIXO SIFCO - 33,00 X 157,7 (STD)
018950



5.140 MWM DELIVERY / 8.150 MWM DELIVERY / 8.150 EOD / 5.140 EOD /

2P0407361 10 KING PIN SIFCO - 33,10X157,

PINO MANGA EIXO SIFCO - 33,10 X 157,7 (0,10)
018951



5.140 MWM DELIVERY / 8.150 MWM DELIVERY / 8.150 EOD / 5.140 EOD /

2P0407361 20 KING PIN SIFCO - 33,20X157,

PINO MANGA EIXO SIFCO - 33,20 X 157,7 (0,20)
018952



5.140 MWM DELIVERY / 8.150 MWM DELIVERY / 5.140 EOD / 8.150 EOD /

2P0407361 30 KING PIN SIFCO - 33,30X157,

PINO MANGA EIXO SIFCO - 33,30 X 157,7 (0,30)
018953



5.140 MWM DELIVERY / 8.150 MWM DELIVERY / 8.150 EOD / 5.140 EOD /

2P0407361 40 KING PIN SIFCO - 33,40X157,

PINO MANGA EIXO SIFCO - 33,40 X 157,7 (0,40)
018954



5.140 MWM DELIVERY / 8.150 MWM DELIVERY / 8.150 EOD / 5.140 EOD /

2R0311593 KING PIN SPRINGS LOCK

JG. PINOS MOLAS TRAVA EIXO
023438
2RD311995F
2RD311995E



8.140CO / 8.140CE / 8.150E / 9.150E /

2R0321143A GEARBOX PIN CUP

PINO COPO CX. CAMBIO
011595
1307306170



9.150OD / 8.120OD / 8.150 OD / 8.150 EOD / 9.150EOD / 8.150E PLUS / 9.150E CUMMINS

2R0407361010 STEERING KNUCKLE AXLE

PINO MANGA EIXO MERITOR - 31,45 X 180,0 (0,
016908



7.100 / 8.100 / 8.140 / 8.140CO / 8.140CE / 8.140CKD / 8.150E / 8.150 / 7.120 / 8.120 / 5.140

2R0407361020 STEERING KNUCKLE AXLE

PINO MANGA EIXO MERITOR - 31,55 X 180,0 (0,
016909



7.100 / 8.120 / 7.120 / 8.140 / 8.150 / 8.150E / 8.150EOD / 8.150OD / 9.150OD / 9.150EOD / 8.100 /

2R0407361A STEERING KNUCKLE AXLE

PINO MANGA EIXO SIFCO - 33,00 X 169,3 (STD)
010334
500053591A



8.150E / 8.150 / 9.150E / 7.120 / 8.120 / 8.150 MWM DELIVERY / 9.150OD / 8.120OD / 8.150 OD

2R0407361A010 STEERING KNUCKLE AXLE

PINO MANGA EIXO SIFCO - 33,10 X 169,3 (0,10)
016912
500053591B



8.150E / 8.150 / 9.150E / 7.120 / 8.120 / 8.150 MWM DELIVERY / 9.150OD / 8.120OD / 8.150 OD

1.71 PINO

PIN

2R0407361A020 STEERING KNUCKLE AXLE

PINO MANGA EIXO SIFCO - 33,20 X 169,3 (0,20)
016913
500053591C



8.150E / 8.150 / 9.150E / 7.120 / 8.120 / 8.150
MWM DELIVERY / 9.150OD / 8.120OD / 8.150 OD

2R0407361A030 STEERING KNUCKLE AXLE

PINO MANGA EIXO SIFCO - 33,30 X 169,3 (0,30)
016914
500053591D



8.150E / 8.150 / 9.150E / 7.120 / 8.120 / 8.150
MWM DELIVERY / 9.150OD / 8.120OD / 8.150 OD

2R0407361A040 STEERING KNUCKLE AXLE

PINO MANGA EIXO SIFCO - 33,40 X 169,3 (0,40)
016915
500053591E



7.120 / 8.120 / 8.150 / 8.150E / 9.150E / 8.150
EOD / 9.150EOD / 8.150 MWM DELIVERY / 8.

2R0407361STD STEERING KNUCKLE AXLE

PINO MANGA EIXO MERITOR - 31,35 X 180,0
007452
2R0407687STD
2R0407687
2R0407361
VA021PSTD



7.100 / 8.100 / 8.140 / 8.140CO / 8.140CE / 8.
140CKD / 8.150E / 8.150 / 7.120 / 8.120 / 5.140

2R4407361 STEERING KNUCKLE AXLE

PINO MANGA EIXO MERITOR - 31,75 X 180,0
016911



8.150 / 9.150EOD / 9.150 WORKER /

2RD398031 AXLE LOCK SPRING PIN

JOGO PINOS MOLAS TRAVA EIXO
005713
2RD311995F
2RD311995E



7.100 / 8.100 / 8.140 / 8.140CO / 8.140CE / L.80 /
8.140CKD / 7.110 / 8.150 / 7.120 / 8.120 / 9.

2RD407687010 STEERING KNUCKLE AXLE

PINO MANGA EIXO - 28,75 X 181,5 (0,10)
007440
VA069P010
VA017P010
T06407687010



7.100 / 8.100 / 8.140 / 8.140CO / 8.140CE / L.80 /
8.140CKD / 6.90 / 7.90S / 7.110S / 8.150 / 7.120 /

2RD407687020 STEERING KNUCKLE AXLE

PINO MANGA EIXO - 28,85 X 181,5 (0,20)
007441
VA069P020
VA017P020
T06407687020



7.100 / 8.100 / 8.140 / 8.140CO / 8.140CE / 8.
140CKD / 6.90 / 7.90S / 7.110S / 7.120 / 8.120 / 6.

2RD407687030 STEERING KNUCKLE AXLE

PINO MANGA EIXO - 28,95 X 181,5 (0,30)
007442
VA069P030
VA017P030
T06407687030



7.100 / 8.100 / 8.140 / 8.140CO / 8.140CE / 8.
140CKD / 6.90 / 7.90S / 7.110S / 7.120 / 8.120 / 6.

2RD407687STD STEERING KNUCKLE AXLE

PINO MANGA EIXO - 28,85 X 181,5 (STD)
007439
2RD407687
VA069PSTD
VA017PSTD
T06407687STD
T06407687



7.100 / 8.100 / 8.140 / 8.140CO / 8.140CE / 8.
140CKD / 6.90 / 7.90S / 7.110S / 7.120 / 8.120 / 6.

2RD8676518A8 RETAINING PIN

PRESILHA FIXACAO REVEST. =CINZA=
013548
2RD867651



8.150E / 7.100 / 8.120 / 8.150 / 7.110 / 7.120 / 9.
150E / 8.150 MWM DELIVERY / 8.150E PLUS / 9.

2TD407687 STEERING KNUCKLE AXLE

PINO MANGA EIXO MERITOR - 40,80 X 225,0
010340
085239



12.140T / 12.170BT / 12.140H / 13.170E / 13.
180E / 13.190 / 13.170 / 13.150 / 13.180 /

2TD407687 10 STEERING KNUCKLE AXLE

PINO MANGA EIXO MERITOR - 40,90 X 225,0 (0,
019359



12.140T / 12.170BT / 12.140H / 13.170E / 13.
180E / 13.190 / 13.170 / 13.150 / 13.180 /

2TD407687 20 STEERING KNUCKLE AXLE

PINO MANGA EIXO MERITOR - 41,00 X 225,0 (0,
019360



12.140T / 12.170BT / 13.150 / 13.180 / 13.190 /
12.140H / 13.170E / 13.180E / 13.170 /

2TD407687 30 STEERING KNUCKLE AXLE

PINO MANGA EIXO MERITOR - 41,10 X 225,0 (0,
019361



12.140T / 12.170BT / 12.140H / 13.170E / 13.
180E / 13.190 / 13.170 / 13.150 / 13.180 /

T11407687 STEERING KNUCKLE AXLE

PINO MANGA EIXO MERITOR - 40,80 X 233,0
010346



12.140H / 12.170BT / 12.140T / 11.130 / 11.140 /
14.140 / 13.130 /

T11407687 10 STEERING KNUCKLE AXLE

PINO MANGA EIXO MERITOR - 40,90 X 233,0 (0,
019356



12.140H / 12.170BT / 12.140T / 11.130 / 11.140 /
14.140 / 13.130 /

T11407687 20 STEERING KNUCKLE AXLE

PINO MANGA EIXO MERITOR - 41,00 X 233,0 (0,
019357



12.140T / 12.170BT / 12.140H / 11.130 / 13.130 /
14.140 / 11.140 /

T11407687 30 STEERING KNUCKLE AXLE

PINO MANGA EIXO MERITOR - 41,10 X 233,0 (0,
019358



12.140T / 12.170BT / 12.140H / 11.130 / 13.130 /
14.140 / 11.140 /

T11711291 TRANSMISSION LEVER PIN

PINO ALAVANCA CAMBIO
005129



/ 6.90 / 11.130 / 13.130

T13311995A PIN

PINO ELASTICO GARFO CX. CAMBIO
013590
14J001818



14.170BT / 12.140T / 16.170 / 12.170BT / 7.90S /
7.110S / 11.130 / 13.130 / 11.140 / 12.140 / 14.

T16407687 STEERING KNUCKLE AXLE

PINO MANGA EIXO SIFCO - 45,55 X 264,5 (STD)
006823
2S0407361A



12.180 / 14.150 / 14.170BT / 14.180 / 14.220 / 16.
170 / 16.220 / 16.300 / 24.250 / 35.300 / 40.300 /

T16407687 10 STEERING KNUCKLE AXLE

PINO MANGA EIXO SIFCO - 45,65 X 264,5 (0,10)
006870
2S0407361A 10



12.180 / 14.150 / 14.170BT / 14.180 / 14.220 / 16.
170 / 16.220 / 16.300 / 24.250 / 35.300 / 40.300 /

T16407687 20 STEERING KNUCKLE AXLE

PINO MANGA EIXO SIFCO - 45,75 X 264,5 (0,20)
006871
2S0407361A 20



16.210 / 12.180 / 14.150 / 14.170BT / 14.180 / 14.
200 / 14.220 / 16.170 / 16.200 / 16.220 / 16.300 /

1.71 PINO

PIN

T16407687 30 STEERING KNUCKLE AXLE

PINO MANGA EIXO SIFCO - 45,85 X 264,5 (0,30)
016907
2S0407361A 30



12.180 / 14.150 / 14.170BT / 14.180 / 14.220 / 16.170 / 16.220 / 16.300 / 24.250 / 35.300 / 40.300 /

T16407687A STEERING KNUCKLE AXLE

PINO MANGA EIXO BRAS - 45,55 X 256,5 (STD)
006872
085212



12.180 / 14.150 / 14.170BT / 14.180 / 14.220 / 16.170 / 16.180CO / 16.210CO / 16.220 / 16.300 / 17.

T16407687A 10 STEERING KNUCKLE AXLE

PINO MANGA EIXO BRAS - 45,65 X 256,5 (0,10)
006873



12.180 / 14.150 / 14.170BT / 14.180 / 14.220 / 16.170 / 16.180CO / 16.210CO / 16.220 / 16.300 / 17.

T16407687A 11 STEERING KNUCKLE AXLE

PINO MANGA EIXO BRAS - 45,70X256,5 (0,10)
027284



T16407687A 20 STEERING KNUCKLE AXLE

PINO MANGA EIXO BRAS - 45,75 X 256,5 (0,20)
006874



/ 14.200 / 14.150 / 14.220 / 16.170 / 16.220 / 16.300 / 14.170BT / 12.180 / 14.180 / 16.180CO / 16.

T16407687A 30 STEERING KNUCKLE AXLE

PINO MANGA EIXO BRASEIXOS - 45,85 X 256,5
016906



12.180 / 14.150 / 14.170BT / 14.180 / 14.220 / 16.170 / 16.180CO / 16.210CO / 16.220 / 16.300 / 17.

TJG141883 PIN

PINO ESFERICO GARFO EMBREAGEM
011201
2R0311613



7.100 / 8.100 / 8.140 / 8.140CO / 8.140CE / L.80 / 12.140T / 8.140CKD / 12.140H / 7.110 / 8.150 / 7.

1.72 PISTA

SUPPORT

2P0407545 TRACK BUSHING

PISTA BUCHA CHIME
018956



8.150 MWM DELIVERY / 5.140 EOD / 8.150 EOD / 5.140 MWM DELIVERY /

2R0407545 STEERING KNUCKLE

PISTA BUCHA CHIME
019835



7.100 / 8.100 / 8.140 / 8.140CO / 8.140CE / 8.140CKD / 8.150E / 8.150 / 9.150E / 7.120 / 8.120 /

T06407545 BUSHING

PISTA BUCHA CHIME
019831



6.80 / 6.90 / 7.90S / 7.110S / 7.100 / 8.140 / 8.100 / L.80 /

T11407545 BUSHING

PISTA BUCHA CHIME
019833



11.130 / 13.130 / 14.140 / 11.140 / 12.140T / 12.170BT / 12.140H /

T16407545 BUSHING

PISTA BUCHA CHIME
019837



14.150 / 14.170BT / 14.220 / 16.170 / 16.220 / 16.300 / 24.250 / 35.300 / 40.300 / 16.220 LEITO /

1.73 POLIA

PULLEY

2R0903119A FAN BELT PULLEY

POLIA ESTIC. CORREIA
018036
2R0903119E



7.110 / 7.120 / 8.120 / 8.150 / 8.120OD / 8.150 OD / 9.150OD / 13.150 / 13.190 / 23.210 / 15.190 / 17.

2R0903119B FAN BELT PULLEY

POLIA ESTIC. CORREIA
018035



17.250E / 23.250E / 24.250E / 8.150E / 13.170E / 15.170E / 15.190E / 9.150E / 15.180E / 13.180E /

2R0903119C PULLEY TENSOR BELT

POLIA ESTIC. CORREIA
018038
961003810104
2P0903119B



15.180EOD / 15.190EOD / 26.260E / 31.260E / 26.260 CONSTELLATION / 31.260

2R0903119D PULLEY FAN BELT

POLIA ESTIC. CORREIA
018033
961003800014



13.170E / 15.170E / 13.180E / 15.180E / 15.190E / 15.180EOD / 15.190EOD / 17.260EOT / 18.

1.74 POLIA PULLEY

2T0105253B CRANK SHAFT PULLEY

POLIA VIRABREQUIM
014033
4896773
3999913
2R0105253
BG5X6312A



8.150E / 9.150E CUMMINS DELIVERY / 17.250E / 23.250E / 24.250E / 13.170E / 15.170E / 8.

2T0903165 FAN BELT PULLEY

POLIA ESTIC. CORREIA
018034
3971876
2T0903119



8.150E / 17.250E / 17.220 / 17.310 / 18.310 / 26.260 / 26.310 / 13.170E / 15.170E / 23.250E / 15.

TRA903119 FAN BELT PULLEY

POLIA ESTIC. CORREIA
018037
3352874



7.100 / 8.100 / 8.120 / 8.150 / 9.150OD / 8.140 / 8.140CO / 8.140CE / L.80 / 12.140T / 12.170BT /

1.75 PONTEIRA PROTECTIVE

2P0253121A MUFFLER

SILENCIOSO
018278



5.140 MWM DELIVERY / 8.150 MWM DELIVERY /

2P0253683 TUBE

PONTEIRA SILENCIOSO SAIDA LATERAL
018280



5.140 MWM DELIVERY / 8.150 MWM DELIVERY /

2RD253683 TUBE

PONTEIRA TRAS. SILENCIOSO
018288



7.100 / 8.100 / 8.120 / 8.150 / 9.150OD / 8.140 / 8.140CO / 8.140CE / 12.140T / 13.150 / 8.140CKD /

1.76 PORCA NUT

2RD407672 FRONT WHEEL CASTLE

PORCA CASTELO RODA DIANTEIRA
005665
088450



7.100 / 8.100 / 8.140 / 8.140CO / 8.140CE / L.80 / 8.140CKD / 6.90 / 7.90S / 7.110S / 7.110 / 7.90 /

2RR399181 NUT

PORCA HASTE ROSCA ESQ. CX CAMBIO
018032
020926



16.300 / 24.250 / 35.300 / 40.300 / 26.260 / 26.310 / 26.220 / 31.260 / 31.310 / 26.260E / 31.260E /

2RR599213 SCREW NUT "V" SUSP. 6X4

PORCA PARAF. TIRANTE "V" SUSP.6X4
012348



24.250 / 24.220 / 26.260 / 26.310 / 26.220 / 31.260 / 31.310 / 26.260E / 31.260E / 26.260

N011004 NUT 13

PORCA SEXTAVADA LINHA METRICA DIN 13
004381



/ UNIVERSAL TODOS VEICULOS

N0110212 DOUBLE NUT CLASS 2B

PORCA SEXTAVADA DUPLA CLASSE 2B
004374



/ UNIVERSAL TODOS VEICULOS

N0111862 LOCK NUT WITH NYLON

PORCA SEXT. A. TRAVANTE C/ NYLON
004386



/ UNIVERSAL TODOS VEICULOS

N0221461 LOCK NUT CLASS 8 M8 X 1.

PORCA SEXT. A. TRAV. CL. 8 M8 X 1.25
005261



UNIVERSAL TODOS VEICULOS /

N0221491 NUT

PORCA SEXT. A. TRAVANTE ZINCADA
004384



/ UNIVERSAL TODOS VEICULOS

NF033850AB NUT DEGREE 8 CLASS 2B

PORCA SEXTAVADA GRAU 8 CLASSE 2B
004376



/ UNIVERSAL TODOS VEICULOS

NF055718AB NUT

PORCA SEXTAVADA DE TORQUE ZINCADA
004373



/ UNIVERSAL TODOS VEICULOS

NF386180AB LOCK NUT

PORCA SEXT. ROSCA UNF 7/16-20 FIOS
012390



UNIVERSAL TODOS VEICULOS /

NF386478AA LOCK NUT

PORCA SEXT. 1/4"
007644



7.100 / 8.100 / 8.140 / 8.140CO / 8.140CE / 12.140T / 12.170BT / 12.180 / 14.150 / 14.170BT /

1.76 PORCA

NUT

NFE826238KA NUT
 PORCA SEXT. LINHA METR. CLASSE 8
 004382



/ UNIVERSAL TODOS VEICULOS

NFN620481DF NUT
 PORCA SEXT. LINHA METRICA CLASSE 8
 004383
 WHT005132
 N620481S36



12.170BT / 12.180 / 14.150 / 14.170BT / 14.180 /
 14.220 / 16.220 / 16.300 / 24.250 / 35.300 / 40.300

T06599517 NUT
 PORCA SEXTAVADA DE TORQUE ZINCADA
 004370



/ UNIVERSAL TODOS VEICULOS

T11407751 NUT
 PORCA CHAVETA MANGA EIXO
 007853
 088029



12.140T / 12.170BT / 12.180 / 14.150 / 14.170BT
 / 14.180 / 14.220 / 16.180CO / 16.210CO / 17.

T11407759 NUT 5/8X18 UNF
 PORCA PO 5/8X18 UNF
 020265
 088019



12.140T / 12.170BT / 12.140H / 13.170E / 13.
 180E / 13.190 / 13.170 / 13.150 / 13.180

T13407671 REAR AXLE OUTER NUT
 PORCA EXTERNA MANGA EIXO L.E
 005110



/ 11.130 / 13.130 / 14.140 / 14.210 / 16.210

T14501275 NUT 5/8X18 UNF
 PORCA PO 5/8X18 UNF
 018457
 088019



12.180 / 14.150 / 14.170BT / 14.180 / 14.220 / 16.
 170 / 16.220 / 16.300 / 24.250 / 35.300 / 40.300 /

TE3145903A COMPRESSOR FIXATION
 PORCA FIX. COMPR. CLASSE 8 M12 X 1.75
 005256
 2T0145903



14.220 / 16.170 / 16.220 / 16.300 / 24.250 / 35.300
 / 40.300 / 16.220 LEITO / 35.300H /

TE3607473 NUT ZH CLASS 2B
 PORCA SEXTAVADA ZH CLASSE 2B
 004375
 800552
 2TA607473
 NL2101Z



/ 8.150E / 17.250E / 7.100 / 8.100 / 8.120 / 8.150 /
 9.150OD / 8.140 / 8.140CO / 8.140CE / L.80 / 12.

TJG145457 TURBINE STUD NUT
 PORCA PRISIONEIRO TURBINA
 012699
 3818824



12.170BT / 14.170BT / 14.220 / 16.170 / 16.220 /
 16.300 / 24.250 / 35.300 / 40.300 / 16.200 / 18.310

TJG399181A NUT
 PORCA HASTE ROSCA DIR. CX CAMBIO
 018031
 X9802



16.300 / 24.250 / 35.300 / 40.300 / 26.260 / 26.310
 / 26.220 / 31.260 / 31.310 / 26.260E / 31.260E /

TJG915415 WING NUT
 PORCA BORBOLETA
 018230



14.200 / 12.140H / 14.150 / 14.220 / 16.170 / 16.
 220 / 16.220 LEITO / 24.220 / 24.250 / 35.300 /

TMG525231 NUT
 PORCA CAIXA SATELITE L.D.
 018120
 003269



16.210CO / 17.300 / 17.210 / 17.310 / 17.220 / 23.
 210 / 23.220 / 23.310 / 18.310OT / 17.240OT / 17.

1.77 PORTA-OBJETO

OBJECT HOLDER

85HBE23862AB STORAGE COMPARTMENT
 PORTA OBJETOS PORTA L.D.
 011958



1.78 PRESILHA CLAMP

133857119 GLOVE COMPARTMENT

PRESILHA TRAVA PORTA LUVÁ
005198



/ 14.200 / 12.140H / 14.150 / 16.170 / 16.220 / 16.220 LEITO / 24.220 / 35.300 / 35.300 LEITO

281853695B CLAMP

PRESILHA GRADE ATE 92
013124



14.200 / 12.140H / 14.150 / 14.220 / 16.170 / 16.220 / 24.220 / 24.250 / 35.300 / 6.90 / 7.90 / 7.90S

1.79 PRISIONEIRO DE AÇO STEEL STUD

T11129863 EXHAUST MANIF. STUD - 10

PRIS. COLETOR ESCAPE - 10MM X 57MM
005664
922903510014



12.140H / 11.130 / 13.130 / 11.140 / 12.140 /

T12501224 BOLT WHEEL HUB REAR

PRIS. CUBO RODA TRASEIRA
018462



12.140T / 12.170BT / 12.180 / 13.150 / 13.170 / 13.180 / 12.140H / 13.170E / 13.180E / 13.180E

TJG145455 STUD M10 X 1,5 X 42

PRISIONEIRO AÇO TURBINA
012698
602011081030
TAE130113
3818823



17.250E / 12.170BT / 13.170 / 13.190 / 14.170BT / 14.220 / 15.170 / 16.170 / 16.200 / 16.220 / 17.

TL7129863 STUD

PRISIONEIRO COLETOR ADMISSAO
012887
602011081030
TAE130113
3818823



7.110S / 7.100 / 8.100 / 8.120 / 8.150 / 9.150OD / 8.140 / 8.140CO / 8.140CE / L.80 / 12.140T / 12.

1.80 PROTETOR PROTECTOR

2RG863521 INTERNAL FINISHING L.H.

PROTETOR CALOR L.E.
015925



14.220 / 16.170 / 16.220 / 16.220 LEITO / 24.250 / 12.170BT / 16.300 / 35.300 / 35.300 LEITO / 14.

2RG863522 INTERNAL FINISHING R.H.

PROTETOR CALOR L.D.
015924



14.220 / 16.170 / 16.220 / 16.220 LEITO / 24.250 / 12.170BT / 16.300 / 35.300 / 35.300 LEITO / 14.

1.81 RELE RELAYS

TJG953277 TRAFFIC WARNING LAMP

RELE LUZES EMERGENCIA
004957
1119532272



/ 6.90 / 7.90S / 7.110

1.82 REPARO MANGA DE EIXO KING PIN REPAIR KIT

2P0498629 KING PIN SET =SIFCO= 33,
REP. MANGA CPL. P/1LD =SIFCO= 33,00X157,7
018957



5.140 MWM DELIVERY / 8.150EOD / 5.140 EOD /
8.150MWM DELIVERY /

2P0498629 10 KING PIN SET =SIFCO= 33,
REP. MANGA CPL. P/1LD =SIFCO= 33,10X157,7
018958



5.140 MWM DELIVERY / 8.150EOD / 5.140 EOD /
8.150MWM DELIVERY /

2P0498629 20 KING PIN SET =SIFCO= 33,
REP. MANGA CPL. P/1LD =SIFCO= 33,20X157,7
018959



5.140 MWM DELIVERY / 8.150 MWM DELIVERY /
8.150 EOD / 5.140 EOD /

2P0498629 30 KING PIN SET =SIFCO= 33,
REP. MANGA CPL. P/1LD =SIFCO= 33,30X157,7
018960



5.140 MWM DELIVERY / 8.150 MWM DELIVERY /
8.150 EOD / 5.140 EOD /

2P0498629 40 KING PIN SET =SIFCO= 33,
REP. MANGA CPL. P/1LD =SIFCO= 33,40X157,7
018961



5.140 MWM DELIVERY / 8.150 MWM DELIVERY /
8.150 EOD / 5.140 EOD /

2P0498629CH KING PIN SET =SIFCO= 33,
REP. MANGA CPL. P/1LD =SIFCO= 33,00X157,7
019820



5.140 MWM DELIVERY / 8.150EOD / 5.140 EOD /
8.150MWM DELIVERY /

2P0498629CH 10 KING PIN SET =SIFCO= 33,
REP. MANGA CPL. P/1LD =SIFCO= 33,10X157,7
019821



5.140 MWM DELIVERY / 8.150EOD / 5.140 EOD /
8.150MWM DELIVERY /

2P0498629CH 20 KING PIN SET =SIFCO= 33,
REP. MANGA CPL. P/1LD =SIFCO= 33,20X157,7
019822



5.140 MWM DELIVERY / 8.150EOD / 5.140 EOD /
8.150MWM DELIVERY /

2P0498629CH 30 KING PIN SET =SIFCO= 33,
REP. MANGA CPL. P/1LD =SIFCO= 33,30X157,7
019823



5.140 MWM DELIVERY / 8.150EOD / 5.140 EOD /
8.150MWM DELIVERY /

2P0498629CH 40 KING PIN SET =SIFCO= 33,
REP. MANGA CPL. P/1LD =SIFCO= 33,40X157,7
019824



5.140 MWM DELIVERY / 8.150EOD / 5.140 EOD /
8.150MWM DELIVERY /

2R0498629A KING PIN KIT =SIFCO= 33,
REP. MANGA CPL. P/1LD =SIFCO= 33,00X169,3
010318
2RF498629



8.100 / 8.150E / 8.150 / 9.150E / 7.120 / 8.120 / 8.
150 MWM DELIVERY / 9.150OD / 8.120OD / 8.150

2R0498629A 10 KING PIN KIT =SIFCO= 33,
REP. MANGA CPL. P/1LD =SIFCO= 33,10X169,3
017692
2RF498629 10



8.100 / 8.150E / 8.150 / 9.150E / 7.120 / 8.120 / 8.
150 MWM DELIVERY / 9.150OD / 8.120OD / 8.150

2R0498629A 20 KING PIN KIT =SIFCO= 33,
REP. MANGA CPL. P/1LD =SIFCO= 33,20X169,3
017693
2RF498629 20



8.100 / 8.150E / 8.150 / 9.150E / 7.120 / 8.120 / 8.
150 MWM DELIVERY / 9.150OD / 8.120OD / 8.150

2R0498629A 30 KING PIN KIT =SIFCO= 33,
REP. MANGA CPL. P/1LD =SIFCO= 33,30X169,3
017694
2RF498629 30



8.100 / 8.150E / 8.150 / 9.150E / 7.120 / 8.120 / 8.
150 MWM DELIVERY / 9.150OD / 8.120OD / 8.150

2R0498629A 40 KING PIN KIT =SIFCO= 33,
REP. MANGA CPL. P/1LD =SIFCO= 33,40X169,3
018933
2RF498629 40



8.100 / 8.150E / 8.150 / 9.150E / 7.120 / 8.120 / 8.
150 MWM DELIVERY / 9.150OD / 8.120OD / 8.150

2R0498629A 0 KING PIN KIT =SIFCO= 33,
REP. MANGA CPL. P/1LD =SIFCO= 33,00 =STD=
019870



8.100 / 8.150E / 8.150 / 9.150E / 7.120 / 8.120 / 8.
150 MWM DELIVERY / 9.150OD / 8.120OD / 8.150

2R0498629ACH 10 KING PIN KIT =SIFCO= 33,
REP. MANGA CPL. P/1LD =SIFCO= 33,10 =0,10=
019871



8.100 / 8.150E / 8.150 / 9.150E / 7.120 / 8.120 / 8.
150 MWM DELIVERY / 9.150OD / 8.120OD / 8.150

2R0498629ACH 20 KING PIN KIT =SIFCO= 33,
REP. MANGA CPL. P/1LD =SIFCO= 33,20 =0,20=
019872



8.100 / 8.150E / 8.150 / 9.150E / 7.120 / 8.120 / 8.
150 MWM DELIVERY / 9.150OD / 8.120OD / 8.150

2R0498629ACH 30 KING PIN KIT =SIFCO= 33,
REP. MANGA CPL. P/1LD =SIFCO= 33,30 =0,30=
019873



8.100 / 8.150E / 8.150 / 9.150E / 7.120 / 8.120 / 8.
150 MWM DELIVERY / 9.150OD / 8.120OD / 8.150

2R0498629ACH 40 KING PIN KIT =SIFCO= 33,
REP. MANGA CPL. P/1LD =SIFCO= 33,40 =0,40=
019874



8.100 / 8.150E / 8.150 / 9.150E / 7.120 / 8.120 / 8.
150 MWM DELIVERY / 9.150OD / 8.120OD / 8.150

2R0498629G 0 KING PIN KIT =SIFCO= 33,
REP. MANGA CPL. P/1LD =SIFCO= 33,00X169,3
024044



8.150 EOD / 9.150EOD / 9.160 OD / 8.160 OD
EURO V / 9.160 OD EURO V / 5.150 OD EURO V /

2R0498629G 10 KING PIN KIT =SIFCO= 33,
REP. MANGA CPL. P/1LD =SIFCO= 33,10X169,3
024045



9.160 OD / 9.150EOD / 8.150 EOD /

2R0498629G 20 KING PIN KIT =SIFCO= 33,
REP. MANGA CPL. P/1LD =SIFCO= 33,20X169,3
024046



8.150 EOD / 9.150EOD / 9.160 OD /

2R0498629G 30 KING PIN KIT =SIFCO= 33,
REP. MANGA CPL. P/1LD =SIFCO= 33,30X169,3
024047



8.150 EOD / 9.150EOD / 9.160 OD /

1.82 REPARO MANGA DE EIXO

KING PIN REPAIR KIT

2R0498629G 40 KING PIN KIT =SIFCO= 33,

REP. MANGA CPL. P/1LD.=SIFCO= 33,40X169,3
024048



8.150 EOD / 9.150EOD / 9.160 OD /

2R0498629GCH 0 KING PIN KIT =SIFCO= 33,

REP. MANGA CPL. P/1LD.=SIFCO= 33,00X169,3
024141



8.150 EOD / 9.150EOD / 9.160 OD /

2R0498629GCH 10 KING PIN KIT =SIFCO= 33,

REP. MANGA CPL. P/1LD.=SIFCO= 33,10X169,3
024142



8.150 EOD / 9.150EOD / 9.160 OD /

2R0498629GCH 20 KING PIN KIT =SIFCO= 33,

REP. MANGA CPL. P/1LD.=SIFCO= 33,20X169,3
024143



8.150 EOD / 9.150EOD / 9.160 OD /

2R0498629GCH 30 KING PIN KIT =SIFCO= 33,

REP. MANGA CPL. P/1LD.=SIFCO= 33,30X169,3
024144



8.150 EOD / 9.150EOD / 9.160 OD /

2R0498629GCH 40 KING PIN KIT =SIFCO= 33,

REP. MANGA CPL. P/1LD.=SIFCO= 33,40X169,3
024145



9.160 OD / 8.150 EOD / 9.150EOD /

2R4498629 KING PIN KIT =MERITOR=

REP. MANGA CPL. P/1LD.=MERITOR= 31,75MM
024383



9.150 WORKER / 8.150 EOD EIXO BITOLA
MODIFICADA / 9.150 EOD EIXO BITOLA

2R4498629CH KING PIN KIT =MERITOR=

REP. MANGA CPL. P/1LD.=MERITOR= 31,75MM
024387



8.150 EOD EIXO BITOLA MODIFICADA / 9.150
EOD EIXO BITOLA MODIFICADA /

2TD498629 KING PIN SET 40,80X225,

REP. MANGA CPL. P/1LD.=MERITOR= 40,
010319
805795



13.170E / 15.170E / 13.190 / 13.170 / 13.150 / 13.
180 /

2TD498629 10 KING PIN SET 40,90X225,

REP. MANGA CPL. P/1LD.=MERITOR= 40,
019369
805795 10



13.170E / 15.170E / 13.190 / 13.170 / 13.150 / 13.
180 /

2TD498629 20 KING PIN SET 41,00X225,

REP. MANGA CPL. P/1LD.=MERITOR= 41,
019370
807795 20



13.170E / 15.170E / 13.190 / 13.170 / 13.150 / 13.
180 /

2TD498629 30 KING PIN SET 41,10X225,

REP. MANGA CPL. P/1LD.=MERITOR= 41,
019371
805795 30



13.170E / 15.170E / 13.190 / 13.170 / 13.150 / 13.
180 /

2TD498629CH 0 KING PIN SET 40,80X225MM

REP. MANGA CPL. P/1LD.=MERITOR= 40,
019858



13.170E / 15.170E / 13.190 / 13.170 / 13.150 / 13.
180 /

2TD498629CH 10 KING PIN SET 40,90X225MM

REP. MANGA CPL. P/1LD.=MERITOR= 40,
019859



13.170E / 15.170E / 13.190 / 13.170 / 13.150 / 13.
180 /

2TD498629CH 20 KING PIN SET 41,00X225MM

REP. MANGA CPL. P/1LD.=MERITOR= 41,
019860



13.170E / 15.170E / 13.190 / 13.170 / 13.150 / 13.
180 /

2TD498629CH 30 KING PIN SET 41,10X225MM

REP. MANGA CPL. P/1LD.=MERITOR= 41,
019861



13.170E / 15.170E / 13.190 / 13.170 / 13.150 / 13.
180 /

2VC498629 KING PIN KIT =MERITOR=

REP. MANGA CPL. P/1LD.=MERITOR= 31,35MM
010317
805709
2R0498629



7.100 / 8.100 / 8.140 / 8.140CO / 8.140CE / 8.
140CKD / 8.150E / 8.150 / 9.150E / 7.120 / 8.120 /

2VC498629 10 KING PIN KIT =MERITOR=

REP. MANGA CPL. P/1LD.=MERITOR= 31,45MM
017695
2R0498629 10



7.100 / 8.100 / 8.140 / 8.140CO / 8.140CE / 8.
140CKD / 8.150E / 8.150 / 9.150E / 7.120 / 8.120 /

2VC498629 20 KING PIN KIT =MERITOR=

REP. MANGA CPL. P/1LD.=MERITOR= 31,55MM
017696
2R0498629 20



7.100 / 8.100 / 8.140 / 8.140CO / 8.140CE / 8.
140CKD / 8.150E / 8.150 / 9.150E / 7.120 / 8.120 /

2VC498629 30 KING PIN KIT =MERITOR=

REP. MANGA CPL. P/1LD.=MERITOR= 31,65MM
017697
2R0498629 30



7.100 / 8.100 / 8.140 / 8.140CO / 8.140CE / 8.
140CKD / 8.150E / 8.150 / 9.150E / 7.120 / 8.120 /

2VC498629CH 0 KING PIN KIT =MERITOR=

REP. MANGA CPL. P/1LD.=MERITOR= 31,35MM
019866
2R0498629CH 0



7.100 / 8.100 / 8.140 / 8.140CO / 8.140CE / 8.
140CKD / 8.150E / 8.150 / 9.150E / 7.120 / 8.120 /

2VC498629CH 10 KING PIN KIT =MERITOR=

REP. MANGA CPL. P/1LD.=MERITOR= 31,45MM
019867
2R0498629CH
10



7.100 / 8.100 / 8.140 / 8.140CO / 8.140CE / 8.
140CKD / 8.150E / 8.150 / 9.150E / 7.120 / 8.120 /

2VC498629CH 20 KING PIN KIT =MERITOR=

REP. MANGA CPL. P/1LD.=MERITOR= 31,55MM
019868
2R0498629CH
20



7.100 / 8.100 / 8.140 / 8.140CO / 8.140CE / 8.
140CKD / 8.150E / 8.150 / 9.150E / 7.120 / 8.120 /

2VC498629CH 30 KING PIN KIT =MERITOR=

REP. MANGA CPL. P/1LD.=MERITOR= 31,65MM
019869
2R0498629CH
30



7.100 / 8.100 / 8.140 / 8.140CO / 8.140CE / 8.
140CKD / 8.150E / 8.150 / 9.150E / 7.120 / 8.120 /

1.82 REPARO MANGA DE EIXO KING PIN REPAIR KIT

T06498629 KING PIN KIT 28,65X181,5 =

REP. MANGA CPL. P/1LD.=BRAS= 28,65X181,5
007857
805656
2RD498629



7.100 / 8.100 / 8.140 / L.80 / 6.90 / 7.90S / 7.110S
/ 7.110 / 8.150 / 7.120 / 8.120 / 6.80 /

T06498629 10 KING PIN KIT 28,75X181,5 =

REP. MANGA CPL. P/1LD.=BRAS= 28,75X181,5
017698
805665 10
2RD498629 10



7.100 / 8.100 / 8.140 / L.80 / 6.90 / 7.90S / 7.110S
/ 7.110 / 8.150 / 7.120 / 8.120 / 6.80 /

T06498629 20 KING PIN KIT 28,85X181,5 =

REP. MANGA CPL. P/1LD.=BRAS= 28,85X181,5
017699
805665 20
2RD498629 20



7.100 / 8.100 / 8.140 / L.80 / 6.90 / 7.90S / 7.110S
/ 7.110 / 8.150 / 7.120 / 8.120 / 6.80 /

T06498629 30 KING PIN KIT 28,95X181,5 =

REP. MANGA CPL. P/1LD.=BRAS= 28,95X181,5
017700
2RD498629 30



7.100 / 8.100 / 8.140 / L.80 / 6.90 / 7.90S / 7.110S
/ 7.110 / 8.150 / 7.120 / 8.120 / 6.80 /

T06498629CH 0 KING PIN KIT 28,65X181,5 =

REP. MANGA CPL. P/1LD.=BRAS= 28,65X181,5
019846
2RD498629CH



7.100 / 8.100 / 8.140 / L.80 / 6.90 / 7.90S / 7.110S
/ 6.80 /

T06498629CH 10 KING PIN KIT 28,75X181,5 =

REP. MANGA CPL. P/1LD.=BRAS= 28,75X181,5
019847
2RD498629CH
10



7.100 / 8.100 / 8.140 / L.80 / 6.90 / 7.90S / 7.110S
/ 6.80 / 6.90S /

T06498629CH 20 KING PIN KIT 28,85X181,5 =

REP. MANGA CPL. P/1LD.=BRAS= 28,85X181,5
019848
2RD498629CH
20



7.100 / 8.100 / 8.140 / L.80 / 6.90 / 7.90S / 7.110S
/ 6.80 / 6.90S /

T06498629CH 30 KING PIN KIT 28,95X181,5 =

REP. MANGA CPL. P/1LD.=BRAS= 28,95X181,5
019849
2RD498629CH
30



7.100 / 8.100 / 8.140 / L.80 / 6.90 / 7.90S / 7.110S
/ 6.80 / 6.90S /

T11498629 AXLE REPAIR KIT

REP. MANGA CPL. P/1LD.=MERITOR= 40,
005428
805687



12.140T / 12.170BT / 12.140H / 11.130 / 13.130 /
14.140 / 11.140 / 12.140 /

T11498629 10 AXLE REPAIR KIT

REP. MANGA CPL. P/1LD.=MERITOR= 40,
019366



12.140T / 12.170BT / 12.140H / 11.130 / 13.130 /
14.140 / 11.140 / 12.140 / 12.170 /

T11498629 20 AXLE REPAIR KIT

REP. MANGA CPL. P/1LD.=MERITOR= 41,
019367



12.140T / 12.170BT / 12.140H / 11.130 / 13.130 /
14.140 / 11.140 / 12.140 /

T11498629 30 AXLE REPAIR KIT

REP. MANGA CPL. P/1LD.=MERITOR= 41,
019368



12.140T / 12.170BT / 12.140H / 11.130 / 13.130 /
14.140 / 11.140 / 12.140 /

T11498629CH 0 AXLE REPAIR KIT

REP. MANGA CPL. P/1LD.=MERITOR= 40,
019854



12.140T / 12.170BT / 12.140H / 11.130 / 13.130 /
14.140 / 11.140 / 12.140 /

T11498629CH 10 AXLE REPAIR KIT

REP. MANGA CPL. P/1LD.=MERITOR= 40,
019855



12.140T / 12.170BT / 12.140H / 11.130 / 13.130 /
14.140 / 11.140 / 12.140 /

T11498629CH 20 AXLE REPAIR KIT

REP. MANGA CPL. P/1LD.=MERITOR= 41,
019856



12.140T / 12.170BT / 12.140H / 11.130 / 13.130 /
14.140 / 11.140 / 12.140 /

T11498629CH 30 AXLE REPAIR KIT

REP. MANGA CPL. P/1LD.=MERITOR= 41,
019857



12.140T / 12.170BT / 12.140H / 11.130 / 13.130 /
14.140 / 11.140 / 12.140 /

T16498629 KING PIN KIT SIFCO 2 SIDES

REP. MANGA CPL. P/1LD.=SIFCO=45,55X264,5
005429
TAR498629
2VF498629



12.180 / 14.150 / 14.170BT / 14.180 / 14.220 / 16.
170 / 16.180CO / 16.210CO / 16.220 / 16.300 / 17.

T16498629 10 KING PIN KIT COMPLETE

REP. MANGA CPL. P/1LD.=SIFCO=45,65X264,5
017685
TAR498629 10



12.180 / 14.150 / 14.170BT / 14.180 / 14.220 / 16.
170 / 16.180CO / 16.210CO / 16.220 / 16.300 / 17.

T16498629 20 KING PIN KIT COMPLETE

REP. MANGA CPL. P/1LD.=SIFCO=45,75X264,5
017687
2VF498629 20
TAR498629 20



12.180 / 14.150 / 14.170BT / 14.180 / 14.220 / 16.
170 / 16.180CO / 16.210CO / 16.220 / 16.300 / 17.

T16498629 30 KING PIN KIT COMPLETE

REP. MANGA CPL. P/1LD.=SIFCO=45,85X264,5
017688
2VF498629 30
TAR498629 30



12.180 / 14.150 / 14.170BT / 14.180 / 14.220 / 16.
170 / 16.180CO / 16.210CO / 16.220 / 16.300 / 17.

T16498629A KING PIN KIT 45,55X256,5 =

REP. MANGA CPL. P/1LD.=BRAS= 45,55X256,5
007858



14.150 / 14.200 / 17.210 / 17.300 / 17.310 / 23.210
/ 23.310 / 13.170E / 15.170E / 15.190E / 15.180E /

T16498629A 10 KING PIN KIT 45,65X256,5 =

REP. MANGA CPL. P/1LD.=BRAS= 45,65X256,5
017689



14.150 / 14.200 / 17.210 / 17.300 / 17.310 / 23.210
/ 23.310 / 13.170E / 15.170E / 15.190E / 15.180E /

T16498629A 20 KING PIN KIT COMPLETE

REP. MANGA CPL. P/1LD.=BRAS= 45,75X256,5
017690



14.150 / 14.200 / 17.210 / 17.300 / 17.310 / 23.210
/ 23.310 / 13.170E / 15.170E / 15.190E / 15.180E /

T16498629A 30 KING PIN KIT 45,85X256,5 =

REP. MANGA CPL. P/1LD.=BRAS= 45,85X256,5
017691



14.150 / 14.200 / 17.210 / 17.300 / 17.310 / 23.210
/ 23.310 / 13.170E / 15.170E / 15.190E / 15.180E /

1.82 REPARO MANGA DE EIXO

KING PIN REPAIR KIT

T16498629ACH 0 KING PIN KIT 45,55X256,5 =
REP. MANGA CPL. P/1LD.=BRAS= 45,55X256,5
019850



14.150 / 14.200 / 17.210 / 17.300 / 17.310 / 23.210 / 23.310 / 13.170E / 15.170E / 15.190E / 15.180E /

T16498629ACH 10 KING PIN KIT 45,65X256,5 =
REP. MANGA CPL. P/1LD.=BRAS= 45,65X256,5
019851



14.150 / 14.200 / 17.210 / 17.300 / 17.310 / 23.210 / 23.310 / 13.170E / 15.170E / 15.190E / 15.180E /

T16498629ACH 20 KING PIN KIT 45,75X256,5 =
REP. MANGA CPL. P/1LD.=BRAS= 45,75X256,5
019852



14.150 / 14.200 / 17.210 / 17.300 / 17.310 / 23.210 / 23.310 / 13.170E / 15.170E / 15.190E / 15.180E /

T16498629ACH 30 KING PIN KIT 45,85X256,5 =
REP. MANGA CPL. P/1LD.=BRAS= 45,85X256,5
019853



15.170 / 17.300 // 15.180 / 17.210 / 17.310 / 23.210 / 23.310 / 14.200 / 14.150 / 13.170E / 15.170E /

T16498629B KING PIN KIT 45,55X256,5 =
REP. MANGA CPL. P/1LD.=BRAS= 45,55X256,5
023340



12.180 / 14.150 / 14.170BT / 14.180 / 14.220 / 16.170 / 16.180CO / 16.210CO / 16.220 / 16.300 / 17.

T16498629B 10 KING PIN KIT 45,65X256,5 =
REP. MANGA CPL. P/1LD.=BRAS= 45,65X256,5
023341



12.180 / 14.150 / 14.170BT / 14.180 / 14.220 / 16.170 / 16.180CO / 16.210CO / 16.220 / 16.300 / 17.

T16498629B 20 KING PIN KIT 45,75X256,5 =
REP. MANGA CPL. P/1LD.=BRAS= 45,75X256,5
023342



12.180 / 14.150 / 14.170BT / 14.180 / 14.220 / 16.170 / 16.180CO / 16.210CO / 16.220 / 16.300 / 17.

T16498629B 30 KING PIN KIT 45,85X256,5 =
REP. MANGA CPL. P/1LD.=BRAS= 45,85X256,5
023343



12.180 / 14.150 / 14.170BT / 14.180 / 14.220 / 16.170 / 16.180CO / 16.210CO / 16.220 / 16.300 / 17.

T16498629BCH 0 KING PIN KIT 45,55X256,5 =
REP. MANGA CPL. P/1LD.=BRAS= 45,55X256,5
023344



12.180 / 14.150 / 14.170BT / 14.180 / 14.220 / 16.170 / 16.180CO / 16.210CO / 16.220 / 16.300 / 17.

T16498629BCH 10 KING PIN KIT 45,65X256,5 =
REP. MANGA CPL. P/1LD.=BRAS= 45,65X256,5
023345



12.180 / 14.150 / 14.170BT / 14.180 / 14.220 / 16.170 / 16.180CO / 16.210CO / 16.220 / 16.300 / 17.

T16498629BCH 20 KING PIN KIT 45,75X256,5 =
REP. MANGA CPL. P/1LD.=BRAS= 45,75X256,5
023346



12.180 / 14.150 / 14.170BT / 14.180 / 14.220 / 16.170 / 16.180CO / 16.210CO / 16.220 / 16.300 / 17.

T16498629BCH 30 KING PIN KIT 45,85X256,5 =
REP. MANGA CPL. P/1LD.=BRAS= 45,85X256,5
023347



12.180 / 14.150 / 14.170BT / 14.180 / 14.220 / 16.170 / 16.180CO / 16.210CO / 16.220 / 16.300 / 17.

T16498629B VP KING PIN KIT 45,65X256,5 =
REP. MANGA CPL. P/1LD.=BRAS= 45,65X256,5
026552



T16498629CH 0 KING PIN KIT SIFCO 2 SIDES
REP. MANGA CPL. P/1LD.=SIFCO=45,55X264,5
019862
2VF498629CH



12.180 / 14.150 / 14.170BT / 14.180 / 14.220 / 16.170 / 16.180CO / 16.210CO / 16.220 / 16.300 / 17.

T16498629CH 10 KING PIN KIT COMPLETE
REP. MANGA CPL. P/1LD.=SIFCO=45,65X264,5
019863
2VF498629CH
10



12.180 / 14.150 / 14.170BT / 14.180 / 14.220 / 16.170 / 16.180CO / 16.210CO / 16.220 / 16.300 / 17.

T16498629CH 20 KING PIN KIT COMPLETE
REP. MANGA CPL. P/1LD.=SIFCO=45,75X264,5
019864
2VF498629CH
20



12.180 / 14.150 / 14.170BT / 14.180 / 14.220 / 16.170 / 16.180CO / 16.210CO / 16.220 / 16.300 / 17.

T16498629CH 30 KING PIN KIT COMPLETE
REP. MANGA CPL. P/1LD.=SIFCO=45,85X264,5
019865
2VF498629CH
30



12.180 / 14.150 / 14.170BT / 14.180 / 14.220 / 16.170 / 16.180CO / 16.210CO / 16.220 / 16.300 / 17.


1.83 REPAROS DIVERSOS

REPAIR KIT

2RP798121 GEAR SHIFT LEVER REPAIR

REPARO FIX. ALAVANCA CAMBIO

005157
T11711527



24.250 / 40.300 / 18.310 / 26.220 / 17.210 / 17.300 / 26.300 / 8.150 / 13.190 /

2V5881053 SEAST REP.KIT

KIT REPARO BANCO

026929



1.84 RESERVATORIO

CONTAINERS

2TA145171 HIDRAULIC OIL CONTAINER

RESERV. OLEO HIDRAULICO

006781
T16145171
TJG145171



7.100 / 8.140 / 8.140CO / 8.140CE / L.80 / 12.140T / 12.170BT / 12.180 / 14.150 / 14.170BT /

0081172032 POWER STEERING OIL

RESERV. OLEO DIR. HIDRAULICA 113

025457
T16145171
TJG145171



7.100 / 8.140 / 8.140CO / 8.140CE / L.80 / 12.140T / 12.170BT / 12.180 / 14.150 / 14.170BT /

1.85 RETENTOR

RETAINER

2P0525275 RETAINER

RETENTOR FLANGE DIFERENCIAL

018433



5.140EOD / 8.150 MWM DELIVERY / 8.150 EOD / 5.140 MWM DELIVERY /

2R0109293 RETAINER

RETENTOR TAMPA DISTRIBUICAO

018445
4890832



17.250E / 23.250E / 24.250E / 8.150E / 13.170E / 15.170E / 15.190E / 9.150E / 15.180E / 13.180E /

2R0311113 RETAINER

RETENTOR FLANGE CAMBIO

018436
3344471



8.150E / 8.120 / 8.150 / 8.150EOD / 9.150E / 8.150 MWM DELIVERY / 5.140 EOD / 5.140 MWM

2R0311189 RETAINER

RETENTOR MORINGA CAMBIO ZF

018432
0734310253




9.150OD / 9.150EOD / 8.120OD / 8.150 EOD / 9.150E CUMMINS DELIVERY / 8.150 OD /

2R0407641 RETAINER KING PIN

RETENTOR MANGA EIXO

018874
104284



6.90 / 7.90S / 7.110S / 8.150E / 7.100 / 8.100 / 8.120 / 8.150 / 8.140 / 8.140CO / 8.140CE / 8.

2R0407641B SEAL RING

RETENTOR PINO MANGA EIXO

007879



8.150E / 8.100 / 8.120 / 8.150 / 9.150OD / 8.150OD / 7.120 / 9.150EOD / 8.120OD / 9.150E / 8.

2R0501317 INNER REAR HUB

RETENTOR CUBO TRASEIRO

012445
07439BYF
06478BYF
T06501317C



8.100 / 8.140CO / 8.140CE / 8.140CKD / 8.150E / 9.150E / 5.140 MWM DELIVERY / 8.150 MWM

2RD525275 PINION RETAINER

RETENTOR PINHAO ALBARUS

004038
02853BAGEF



/ 7.100 / 8.140 / 8.100 / 8.140CO / 8.140CE / 8.140 CO CHILE / 8.140 CE CHILE

2RH501317 REAR WHEEL RETAINER

RETENTOR CUBO RODA TRASEIRA

004021
T16501317
2S0501317



12.180 / 14.150 / 14.180 / 14.220 / 16.170 / 16.220 / 16.300 / 24.250 / 35.300 / 40.300 / 16.220 LEITO

2RK109215 CUMMINS ENGINE FRONT

RETENTOR DIANT. VIRABR. CUMMINS-SERIE

005606
TE3109215
3353977
2T0109293
2T0103085



14.220 / 16.170 / 16.220 / 16.300 / 24.250 / 35.300 / 40.300 / 16.220 LEITO / 18.310 / 26.260 / 26.310

2RR525413 ENTRANCE DIFFERENTIAL

RETENTOR EIXO ENTRADA DIFERENCIAL

005521
2S0198049B
2RR525413A
2S0198049
2RR598323



24.250 / 24.220 / 26.260 / 26.310 / 26.220 / 31.260 / 31.310 / 26.260E / 31.260E / 26.260

2RR525413B AXLE EXIT RETAINER - 1

RET. EIXO SAIDA - 1\$ DIFERENCIAL

005566
2S0198049C
2S0198049A
2RR598325
TAR525413
A11205Y2729



24.250 / 24.220 / 26.260 / 26.220 / 31.260 / 26.300 /

1.85 RETENTOR RETAINER

2S0103085A ENGINE FLYWHEEL

RETENTOR VOLANTE MOTOR CUMMINS

005604
TE3103209
3934486
3909410
2T2103196B
2T2103196A
2S0103085B



12.170BT / 14.170BT / 14.220 / 16.170 / 16.220 /
16.300 / 24.250 / 35.300 / 40.300 / 16.200 / 18.310

2S0311113A RETAINER

RETENTOR FLANGE CAMBIO

018437
3001916



12.140T / 12.180 / 14.150 / 14.180 / 12.140H / 13.
170E / 15.170E / 15.190E / 15.180E / 13.180E /

2T0301227 RETAINER

RET. EIXO CONT. REMOTO CAMBIO ZF

018430
2122001318
0634300302



18.310 / 19.320E CONSTELLATION / 19.370
CONSTELLATION / 25.370E CONSTELLATION /

2T0301457 RETAINER

RETENTOR EIXO EMBREAGEM

018429
0634307367
212001319



18.310 / 19.320E CONSTELLATION / 19.370
CONSTELLATION / 25.370E CONSTELLATION /

2T0311189 RETAINER

RETENTOR MORINGA CAMBIO ZF

018440
0734310111



18.310 / 19.320E CONSTELLATION / 19.370
CONSTELLATION / 25.370E CONSTELLATION /

2T0311281 SEAL

RETENTOR GARFO CAMBIO ZF

012450
0750112034
215001600
212001600
2T0311189A



18.310 / 26.260 CONSTELLATION / 31.260
CONSTELLATION / 31.320E CONSTELLATION /

2T0311449 GEARBOX RETAINER

RETENTOR CAIXA CAMBIO

018439
1297301004



18.310 / 19.320E CONSTELLATION / 19.370
CONSTELLATION / 25.370E CONSTELLATION /

2T2311113 RETAINER

RETENTOR FLANGE CAMBIO ZF

018441
0734319551
212002722
2T0311113



18.310 / 19.320E CONSTELLATION / 19.370
CONSTELLATION / 25.370E CONSTELLATION /

2U0311189 RETAINER

RETENTOR MORINGA CAMBIO

018449
4304724



17.300 / 17.310 / 24.250 / 26.260 / 26.220 / 31.260
/ 31.310 / 26.260E / 31.260E / 26.260

2U2141255 RETAINER

RETENTOR MORINGA CAMBIO

018447
2U2141255A



19.320E CONSTELLATION / 19.370
CONSTELLATION / 25.370E CONSTELLATION /

2U2311189 RETAINER

RETENTOR MORINGA CAMBIO ZF

018442
0768800253
0734310387



19.320E CONSTELLATION / 19.370
CONSTELLATION / 25.370E CONSTELLATION /

2UU311623 RETAINER

RETENTOR TRAS. CX. CAMBIO RT

017361
4302322
2U0311623



26.260 / 26.220 / 31.260 / 31.310 / 26.260
CONSTELLATION / 31.260 CONSTELLATION /

062103051 RETAINER

RETENTOR TRASEIRO VIRABREQUIM

018446
2P0103085



5.140 MWM DELIVERY / 8.150 MWM DELIVERY /
8.150 EOD / 5.140 EOD / 5.140 /

T06501317B REAR WHEEL RETAINER

RETENTOR CUBO RODA TRASEIRA

004027
98HU1175AA
2RE501317
R71923BGG
T72501317



/ 9.150OD / 8.150OD / 7.100 / 8.120 / 8.150 / 6.90
/ 7.90S / 7.110S / 8.140 / 8.140CE / 8.140CKD / 8.

T06525275 DIF. PINION RETAINER

RETENTOR PINHAO DIFERENCIAL

005522
02201BRGEP
2SF525275
T06525275A



/ 7.90S / 7.110S

T11407685 KING PIN RETAINER

RETENTOR PINO MANGA EIXO

019365



12.140T / 12.170BT / 12.140H / 11.130 / 13.130 /
14.140 / 11.140 / 12.140 /

T12501317 REAR WHEEL RETAINER

RETENTOR CUBO RODA TRASEIRA

004034
E5HT1175CA



/ 12.140H / 12.140T / 12.170BT / 12.180 / 13-190
/ 13.150 / 13.170 / 13.180 / 13.170E / 13.180E /

T12525275 PINION RETAINER

RETENTOR PINHAO

004020
02686BRGEP
A1205D1928



/ 14.200 / 12.140H / 14.150 / 12.170BT / 14.
170BT / 12.140T / 8.120OD / 9.150EOD / 7.110 /

T13311189 DRIVING SHAFT RETAINER

RETENTOR EIXO PILOTO

004029
01963BAG



/ 6.80 / 6.90 / 7.90 / 7.110S / 11.130 / 11.140 / 12.
140 / 13.130 / 14.210 / 7.90S

T13312017 SELECTOR AXLE

RETENTOR EIXO SELETOR

004042



7.100 / 8.100 / 8.140 / 8.140CO / 8.140CE / L.80 /
12.140T / 12.170BT / 12.180 / 14.150 / 14.170BT

T16407641 FRONT WHEEL RETAINER

RETENTOR RODA DIANTEIRA

004032
02484BGE



14.150 / 14.220 / 16.170 / 16.220 / 24.250 / 35.300
/ 26.220 / 14.200 /

T16407685 RETAINER KING PIN

RETENTOR ROLAMENTO MANGA EIXO

018450
2S0407641A



14.200 / 14.150 / 14.220 / 16.170 / 16.220 / 16.300
/ 14.170BT / 12.180 / 14.180 / 16.180CO / 16.

T16407685B RETAINER KING PIN

RETENTOR PINO MANGA EIXO

017683
104030



12.180 / 14.150 / 14.170BT / 14.180 / 14.220 / 16.
170 / 16.180CO / 16.210CO / 16.220 / 17.210OD /

T2D311879 REAR FLANGE RETAINER

RETENTOR FLANGE TRAS. CX. 350V

004101
02512BRGEP



7.90S / 7.110S / 11.130 / 13.130 / 11.140 / 12.140
/ 14.140 /

1.85 RETENTOR RETAINER

T95525275 DIF. PINION RETAINER

RETENTOR PINHAO DIF. REDUZIDO

004044
01880BAG
R71880BAG



/ 13.130

TAC109215 FRONT VIRABR. RETAINER

RETENTOR DIANT. VIRABR. MWMX10

006575
02871BRAGF
2S0109215



7.100 / 8.100 / 8.140 / 8.140CO / 8.140CE / L.80 /
12.140T / 12.180 / 14.150 / 14.180 / 16.180CO /

TE3311189A STEERING KNUCKLE AXLE

RETENTOR MORINGA

004102
02960BAGE
2S0311189



/ 12.170BT / 12.180 / 14.150 / 14.170BT / 14.180 /
14.200 / 16.170 / 14.220 / 16.220 / 16.220 LEITO

TE3311189A O RETAINER

RETENTOR MORINGA CAMBIO

007655



14.210 / 16.210 / 12.170BT / 12.180 / 13.170 / 13.
180 / 14.150 / 14.170BT / 14.180 / 14.200 / 14.220

TE3501317A REAR WHEEL RETAINER

RETENTOR CUBO RODA TRASEIRA

004036



/ 11.130 / 13.130 / 14.140 / 14.210 / 11.140 / 12.
140

TMJ512395 CENTRAL BUSHING

RETENTOR BUCHA CENTRAL

004843



/ 24.250 / 24.220

1.86 ROLAMENTO ROLLER BEARING

2R0105276 FLYWHEEL BEARING

ROLAMENTO VOLANTE MOTOR

017859
62032RS



8.150E / 9.150E / 8.150 EOD / 9.150EOD / 8.150E
PLUS / 9.150E CUMMINS DELIVERY /

2RD398043 BEARING GEAR SHAFT

ROLAMENTO EIXO INTERM. CAMBIO

017736
3344228
675246
672070
25877
25821



7.90S / 7.110S / 8.150E / 7.100 / 8.100 / 8.120 / 8.
150 / 9.150OD / 8.140 / 8.140CO / 8.140CE / L.80 /

2Z0105313 STEERING WHEEL ENGINE

ROLAMENTO VOLANTE MOTOR

007264
C5TS7600B3
F2HZ7600B
TJG105313



12.170BT / 12.180 / 14.150 / 14.170BT / 14.180 /
14.220 / 16.170 / 16.180CO / 16.210CO / 16.220 /

357607 BEARING CLUTCH VW

MANCAL EMBREAGEM VW

019033
02991380
3371 S
1380 R



6.90 / 7.90S / 6.80 /

T06407393 BEARING KING PIN VW

ROLAMENTO MANGA EIXO VW

017682
02989676
2RD407393A



6.90 / 7.90S / 7.110S / 7.90 / 6.80 /

T11407393 BEARING

ROLAMENTO MANGA EIXO

007162
TEG407393B



11.130 / 13.130 / 14.140 / 11.140 / 12.140 /

T13141173 CLUTCH BEARING =

ROLAMENTO EMBREAGEM =S/CUBO=

006158
537166
1005 R
HCS-08P04



7.100 / 8.100 / 8.140 / 12.140T / 12.140H / 7.110S
/ 11.130 / 13.130 / 14.140 / 11.140 / 12.140 / 8.150

T16407393 BEARING

ROLAMENTO MANGA EIXO

007161
2S0407393A
2RP407393
TJG407393
T16407393A



14.150 / 14.170BT / 14.220 / 16.170 / 16.220 / 16.
300 / 24.250 / 35.300 / 40.300 / 16.220 LEITO /

1.87 SEDE BALL SEATS

2RG109429A INTAKE MAN. BALL SEAT

SEDE VALV. ADM. MWM + 0,10

004005



/ 11.130 / 12.140 / 11.140 / 14.140 / 6.90 / 7.90 /
7.90S / 13.130

T12109431C EXHAUST VALVE BALL

SEDE VALVULA ESCAPE MWM + 0,20

004004
T12109431



/ 11.130 / 11.140 / 12.140 / 13.130 / 14.140 / 6.90
/ 7.90 / 7.90S / 12.140H

1.88 SELO SEALINGS

2RD103113C SEALING CYLINDER HEAD

SELO CABECOTE MOTOR MWM

005655
922909760014
VA595
T12103113A



7.100 / 8.100 / 8.140 / 8.140CO / 8.140CE / L.80 /
12.140T / 12.180 / 14.150 / 14.180 / 16.180CO /

1.89 SENSOR SENSOR

0289195011 TEMPERATURE MONITOR

SENSOR TEMPERATURA
004779



/ 6.90 / 11.130 / 13.130 / 11.140 / 7.90

2R2945511 OIL PRESSURE SENSOR

SENSOR PRESSAO AR CONSTELLATION
017934



26.260 CONSTELLATION / 31.260
CONSTELLATION / 31.320E CONSTELLATION /

2Z0900275 GEAR ROTATION SENSOR

SENSOR ROTACAO CAMBIO EATON
018074



17.240OT / 18.310OT / 17.210OD /

2Z0971759 WATER SENSOR LEVEL

SENSOR NIVEL AGUA
019557



17.260EOT / 18.320EOT / 19.320E
CONSTELLATION / 19.370 CONSTELLATION /

1.90 SERVO EMBREAGEM CLUTCH SERVO

2R0721257 CLUTCH SERVO (NO

SERVO EMBR. S/ IND. DESGASTE
022859
2Z0721257



17.260EOT / 18.320EOT / 15.180E OD MWM
EURO 3 / 15.190E OD MWM EURO 3 / 17.210E

2R2721257B CLUTCH SERVO 83MM

SERVO EMBR. MID 83MM =ROSCA M12X1.5=
022559
2R2721257
2R2721257A



26.260 CONSTELLATION / 31.260
CONSTELLATION / 31.320E CONSTELLATION /

2V5721261B CLUTCH SERVO VW

SERVO EMBREAGEM VW
027319



2Z0721261A CLUTCH SERVO LONG

SERVO EMBR. CANECA LONGA =WABCO=
022536
2W0721263A



15.180EOD / 15.190EOD / 17.210E OD / 16.
270CO / 17.240CO / 17.260CO /

0501008846 CLUTCH SERVO LONG

SERVO EMBR. CANECA LONGA =WABCO=
022870
2W0721263A



15.180EOD / 15.190EOD / 17.210E OD / 16.
270CO / 17.240CO / 17.260CO

9700511000 CLUTCH SERVO LONG

SERVO EMBR. CANECA LONGA =WABCO=
017565
2W0721263A



15.180EOD / 15.190EOD / 17.210E OD / 16.
270CO / 17.240CO / 17.260CO

9700511280 A CLUTCH SERVO 110M

SERVO EMBR. 110MM TIPO WABCO
013189
2W0721257 A



16.180CO / 16.210CO / 17.210OD / 24.250 / 40.
300 / 15.180EOD / 15.190EOD / 24.220 / 18.310 /

9700511630 CLUTCH SERVO (NO

SERVO EMBR. S/ IND. DESGASTE
014801
2Z0721257



16.180CO / 16.210CO / 17.210OD / 24.250 / 40.
300 / 15.180EOD / 15.190EOD / 24.220 / 18.310 /

K036633 CLUTCH SERVO 83MM W/

SERVO MID 83MM =ROSCA M12X1.5=
018069
2R2721257
2R2721257A



26.260 CONSTELLATION / 31.260
CONSTELLATION / 31.320E CONSTELLATION /

K045092

SERVO MID 83MM =ROSCA M12X1.5=
024302
2R2721257
2R2721257A



26.260 CONSTELLATION / 31.260
CONSTELLATION / 31.320E CONSTELLATION /

TAR721257 A CLUTCH SERVO 110M

SERVO EMBR. 110MM TIPO WABCO
013191
2W0721257 A



16.180CO / 16.210CO / 24.250 / 40.300 / 15.
180EOD / 15.190EOD / 24.220 / 18.310 / 26.260 /

1.91 SINCRONIZADOR SYNCHRONIZING

2RK311243A SYNCHRONIZER

SINCRONIZADOR 1/2I. VEL.

007265
3000794R
TF3311243
TAH311243



14.220 / 16.220 / 16.180CO / 16.210CO / 17.210OD / 16.220 LEITO / 15.180EOD / 15.190EOD

1.92 SUPORTE BRACKET

20310 BRACKET APU DRYER

SUPORTE SECADOR APU (2T2607373B)

017778
4329050522



19.320E CONSTELLATION / 19.370 CONSTELLATION / 25.370E CONSTELLATION /

20312 BRACKET APU DRYER

SUPORTE SECADOR APU 2T2607373N

017948



24.250ECONSTELLATION / 17.250E CONSTELLATION /

281857133 LOCK BRACKET

SUPORTE TRAVA PORTA LUVAS

005199



/ 14.200 / 12.140H / 14.150 / 14.220 / 16.170 / 16.220 / 16.220 LEITO / 24.220 / 24.250 / 35.300 /

2RP253863 ENGINE BRAKE BRACKET

SUPORTE FREIO MOTOR

017718



7.100 / 8.100 / 8.140 / 8.140CO / 8.140CE / L.80 / 14.200 / 8.150E / 8.150 / 9.150E / 7.120 / 8.120 /

2S2253877 ENGINE BRAKE BRACKET

SUPORTE COMPTO FREIO MOTOR (COD.13935/

017726



26.220 / 26.260 CONSTELLATION / 31.260 CONSTELLATION / 31.320E CONSTELLATION /

2VF857173999 LOWER GRAB HANDLE

SUPORTE APOIO INF. PAINEL INSTR.

005779



/ 17.250E / 12.140T / 12.170BT / 12.180 / 13.150 / 13.180 / 13.190 / 14.150 / 15.180 / 14.170BT /

2VR801171 RUNNING BOARD LH

SUPORTE ESTRIBO L.E.

011849



17.250E / 13.150 / 13.180 / 13.190 / 15.180 / 15.170 / 17.210 / 17.220 / 17.300 / 17.310 / 18.310 /

T06411167 REAR/FRONT BUNDLE OF

SUPORTE JUMELO MOLA DIANT/TRAS.

004940



/ 6.80 / 6.90 / 7.90S / 7.110S

TAV121617 MOUNT

SUP. TRAS. RESERVATORIO AGUA

014523



17.250E / 12.170BT / 12.180 / 13.170 / 13.180 / 13.190 / 14.150 / 15.180 / 14.170BT / 14.180 / 14.

TH7807132 FENDER BRACKET RIGHT

SUPORTE PARACHOQUE DIREITO

004547



/ 6.90 / 7.90S / 7.110S

TJG807131 FENDER BRACKET LEFT

SUPORTE PARACHOQUE ESQUERDO

004552



/ 14.150 / 14.200 / 14.220 / 16.170 / 16.220 / 24.250 / 35.300 / 12.140H / 16.220 LEITO / 24.220 /

1.93 TAMPA COVER

2RG115671 OIL CUSHION NOZZLE

TPA BOCAL ENCHIMENTO OLEO

006074



7.100 / 8.100 / 8.120 / 8.150 / 9.150OD / 8.140 / L.80 / 12.140T / 12.170BT / 12.180 / 13.150 / 13.

2T0201551 COVER FUEL TANK W/ KEY

TAMPA COMBUSTIVEL COM CHAVE

017850



18.310 / 17.250E / 17.310 / 23.250E / 17.260EOT / 18.320EOT / 24.250E / 23.310 / 8.150E / 9.150E

2TA201551 FUEL TANK COVER WITH

TAMPA TANQUE C/CHAVE

005615
3894707105
3864707005



7.100 / 8.100 / 8.140 / 8.140CO / 8.140CE / L.80 / 12.140T / 12.170BT / 12.180 / 14.150 / 14.170BT

2Z0201551 FUEL TANK COVER WITH

TAMPA TANQUE C/CHAVE ROSCA INTERNA

005659



7.100 / 17.210OD / 15.180EOD / 15.190EOD / 18.310 / 26.260 / 26.310 / 26.220 / 31.260 / 31.310 /

1.93 TAMPA COVER

T11407675 CAP

TAMPA PINO MANGA EIXO
010343



12.140T / 12.170BT / 12.140H / 13.170E / 13.180E / 13.190 / 13.170 / 13.150 / 13.180 /

T2D145407 RESERVOIR COVER

TAMPA RESERV. HIDR.
016262
85HU3B725A



7.100 / 8.100 / 8.140 / 8.140CO / 8.140CE / L.80 / 12.140T / 12.170BT / 12.180 / 14.150 / 14.170BT

TAE109285 COVER INSPECTION

TAMPA INSPECAO
006348
961007860034
2S0109285



7.100 / 8.100 / 8.140 / 8.140CO / 8.140CE / L.80 / 12.140T / 12.180 / 14.150 / 14.180 / 16.180CO /

TE3109285 CAP

TAMPA INSPECAO MOTOR CUMMINS
011611
2S0109291



12.170BT / 14.170BT / 14.220 / 16.170 / 16.220 / 16.300 / 24.250 / 35.300 / 40.300 / 16.220 LEITO /

TJG407697C AXLE PIN COVER

TAMPA PINO MANGA EIXO
013566



16.180CO / 16.210CO / 17.210OD / 15.180EOD / 15.190EOD / 17.210E OD / 17.210 / 17.300 / 17.

1.94 TANQUE COMBUSTIVEL TANKS

T13607425 TANK SPACER AIR

ESPACADOR TANQUES AR
006332



/ 11.130 / 13.130 / 12.140 / 14.140 / 11.140

1.95 TERMINAL TERMINALS

T16415712B CABLE SHOE RIGHT M30 X

TERMINAL ROSCA DIR. M30 X 1,5
003806



14.150 / 12.140 / 14.200 /

TJG711397XD TERMINAL 45MM INTERN

TERMINAL 45MM ROSCA INT. M12 X 1,75 DIR.
003837
87HU7B082



12.170BT / 14.170BT / 16.170 / 16.180CO / 16.220 / 35.300 / 16.220 LEITO / 16.200 / 17.250E /

TJG711397XE TERMINAL 45MM INTERN

TERMINAL 45MM ROSCA INT. M12 X 1,75 ESQ.
003838



12.170BT / 14.150 / 14.170BT / 14.220 / 16.170 / 16.180CO / 16.220 / 35.300 / 16.220 LEITO / 16.

1.96 TIRANTE PISTON RODS

2RD711397 GEARBOX ROD

TIRANTE VARAO CAMBIO
003819



7.100 / 8.100 / 8.140 / 8.140CO / 8.140CE / L.80 / 8.140CKD / 7.110 / 8.150 / 7.120 / 8.120 / 9.

2T0505469 CROSS SUPPORT

TIRANTE SUSP. PNEUMATICA
011664



18.310 /

TJG711397A GEAR BOX ROD

TIRANTE TERMINAIS CAMBIO -COMPLETO-
003818
2T0711491
TJG711397



12.170BT // 13.170 / 13.190 / 14.170BT / 16.170 / 16.220 / 17.220 / 16.220 LEITO / 16.200 / 16.

1.97 TRAVA

LOCKS

01925818 REAR HUB NUT LOCK

TRAVA ARANHA PORCA CUBO TRAS.

005374
T12501473A
T12501473
T11501473



11.130 / 13.130 / 14.140 / 11.140 / 12.140 /

2R0512116A REAR HUB LOCK WASHER

TRAVA ARANHA CUBO

015999
1229D5100
2R0512116



8.150E / 9.150E / 9.150E CUMMINS DELIVERY /
8.150E PLUS /

T72601157 REAR WHEEL HUB LOCK

TRAVA ARANHA CUBO RODA TRASEIRA

005380



7.100 / 8.100 / 8.140 / 8.140CO / 8.140CE / L.80 /
8.140CKD / 6.90 / 7.90S / 7.110S / 7.110 / 8.150E

TJG501473 REAR WHEEL HUB LOCK

TRAVA ARANHA CUBO RODA TRASEIRA

005379
TE3501473
T16501473



12.140T / 12.170BT / 12.180 / 14.150 / 14.170BT
/ 14.180 / 14.220 / 16.170 / 16.180CO / 16.220 /

TJG899371E CABINE LOCK

TRANCA CABINA

005344
TJG899371
2P0899371



7.100 / 8.100 / 8.140 / L.80 / 12.140T / 12.170BT /
12.180 / 14.150 / 14.170BT / 14.180 / 14.220 / 16.

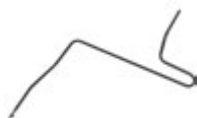
1.98 TUBO

TUBE

2R0607312B AIR PIPE

TUBO DESCARGA AR

014063



8.1200D / 8.150 OD / 9.1500D /

2R0607312H CONNECTING PIPE

TUBO CONEXAO COMPRESSOR

017785



8.150 EOD / 9.150EOD /

2RD607312A TUBE FROM COMPRESSOR

TUBO ESPIRAL COMPR. AO RESERV.

003970



/ 7.100 / 8.140 / 8.100 / 8.140CO / 8.140CE / 8.
140CKD

2RS253121 MUFFLER EXHAUST

TUBO SILENCIOSO

014178



24.250 / 26.220 /

2TC607312A COMPRESSOR WATER PIPE

TUBO ENTR. AGUA COMPR. 6CT NOVO

003975



14.220 / 16.220 / 16.300 / 24.250 / 35.300 / 40.300
/ 16.220 LEITO / 24.220 / 35.300 LEITO / 40.300

2TD117239 INTERCOOLER

TUBO CONEXAO INTERCOOLER

014198



12.170BT / 13.170 / 13.190 / 14.170BT / 15.170 /
16.170 / 16.200 / 17.210 CUMMINS EURO 2 / 23.

2W0145741A COMPRESSOR TUBE

TUBO COMPRESSOR D9T/D7T

017784
941209180034



15.180EOD / 15.190EOD /

T06253101K EXHAUST PIPE

TUBO SAIDA MOTOR MWM

014184



6.90 / 7.90 / 7.90S /

T06253121D MUFFLER EXHAUST

TUBO SILENCIOSO

014188



7.110S /

T06253683A EXHAUST MANIF. TUBE

TUBO ESCAPE

014186



6.80 / 6.90 / 7.90 / 7.90S /

T06607319 COMPRESSOR TUBE

TUBO SAIDA VALVULA GOVERNADORA

003960



/ 6.90 / 7.90S / 7.110S

T06611705A BRAKE LINE FRONT TUBE

TUBO FREIO DIANTEIRO L.E.

014107



6.90 / 7.90 / 7.90S / 7.110S /

1.98 TUBO TUBE

T07253101H TUBE FRONT

TUBO SAIDA MOTOR
014187



7.110S /

TAC127525A FUEL FILTER TUBE

TUBO FILTRO COMB. A B'BOMBA
014105
922909061805



12.140H /

TAE121855 WATER ENTRANCE

JUNCAO ENTRADA D'AGUA
005722
961004730014



12.180 / 14.150 / 14.180 / 16.180CO / 14.200 / 16.180 /

TAP145179 HYDR. STEERING OIL

TUBO RETORNO OLEO DIRECAO HIDR.
003979
2TA145179



/ 7.100 / 8.100 / 8.140 / 8.140CO / 8.140CE / 8.140 ARGEN. / 8.140 CHILE / L.80 / 8.140CKD

TD1253683A EXHAUST MANIFOLD TUBE

TUBO ESCAPE =LONGO=
014191



11.130 / 13.130 / 14.140 / 11.140 / 12.140 /

TGG145177 PRESSURE PIPE

TUBO PRESSAO B'B HIDRAULICA
014098



14.200 / 14.150 / 12.180 / 14.180 / 14.220 / 12.170BT / 14.170BT /

TGG253101A TUBE FRONT

TUBO SAIDA MOTOR
014176



14.150 /

TJG199379B TUBE ENGINE MOUNT

TUBO ESPACADOR COXIM MOTOR DIANT.
017524



14.200 / 12.140H / 14.150 / 12.180 / 14.180 / 14.220 / 16.170 / 16.220 / 16.220 LEITO / 24.250 /

TJG253101A EXHAUST TUBE

TUBO DIANT. ESCAP. 12170/16170 =ANO 91 A
017088



16.170 /

TNR411075 TUBE

TUBO ESPACADOR BARRA ESTAB. DIANT.
017523



12.140H / 14.150 / 14.220 / 16.170 / 16.220 / 16.220 LEITO / 24.220 / 24.250 / 35.300 / 35.300

1.99 TUBO INJETOR INJECTOR TUBE

2RD130304 PIPE 4TH CYLINDER

4§ TUBO INJETOR CILINDRO
003913
941009060045



/ 7.100 / 8.140 / 8.140CO / 8.140CE

2S0130305 5TH INJECTOR PIPE

5§ TUBO INJ. CUMMINS S.B.
007547



13.190 / 13.170 / 15.170 / 15-190 /

03873091 PIPE 4TH CYLINDER

4§ TUBO INJETOR CILINDRO
003918
632509060415
2R0130241A



/ 6.90 / 7.90S / 11.130 / 13.130 / 7.90

03873092 PIPE 5TH CYLINDER

5§ TUBO INJETOR CILINDRO
003917
632509060405
2R0130241B



/ 6.90 / 7.90S / 11.130 / 13.130 / 7.90

T12130303 PIPE 3RD CYLINDER

3§ TUBO INJETOR CILINDRO
003900
922909061045



/ 11.140 / 12.140 / 14.140

TAE130303 PIPE 3RD CYLINDER

3§ TUBO INJETOR CILINDRO
003906
961009060035



/ 12.180 / 17.210 / 14.200 / 14.150 / 14.180 / 16.180CO / 16.210CO / 13.180 / 15.180 / 23.210 / 17.

TJG130301 CYLINDER 1ST INJ. PIPE

1§ TUBO INJETOR CILINDRO
003936
3354562



/ 14.220 / 16.170 / 16.220

TJG130302 2ND CYLINDER INJECTOR

2§ TUBO INJETOR CILINDRO
003937
3354563



/ 14.220 / 16.170 / 16.220

1.99 TUBO INJETOR

INJECTOR TUBE

TJG130303 3RD CYLINDER INJECTOR

3§ TUBO INJETOR CILINDRO
003938



/ 14.220 / 16.170 / 16.220

TJG130304 4TH CYLINDER INJECTOR

4§ TUBO INJETOR CILINDRO
003939



/ 14.220 / 16.170 / 16.220

TJG130306 6TH CYLINDER INJECTOR

6§ TUBO INJETOR CILINDRO
003941



/ 14.220 / 16.170 / 16.220

TL7130302 2ND CYLINDER INJECTOR

2§ TUBO INJETOR CILINDRO
003927



/ 7.110S

TRA130301 CYLINDER 1ST INJ. PIPE

1§ TUBO INJETOR CILINDRO
003930
3354915



/ 12.180 / 14.150 / 14.180 / 14.200 / 16.170

TRA130302 2ND CYLINDER INJECTOR

2§ TUBO INJETOR CILINDRO
003931



/ 16.170

TRA130303 3RD CYLINDER INJECTOR

3§ TUBO INJETOR CILINDRO
003932



/ 16.170

TRA130304 4TH CYLINDER INJECTOR

4§ TUBO INJETOR CILINDRO
003933



/ 16.170

TRA130305 5TH CYLINDER INJECTOR

5§ TUBO INJETOR CILINDRO
003934



/ 16.170

TRA130306 6TH CYLINDER INJECTOR

6§ TUBO INJETOR CILINDRO
003935



/ 16.170

TRG130302 2ND CYLINDER INJECTOR

2§ TUBO INJETOR CILINDRO
003943



/ 16.300 / 24.250 / 35.300 / 40.300

1.100 VALVULA

VALVE

2RD109601 ADMISSION VALVE MWM

VALVULA ADMISSAO MWM X10
012732
961084600034



7.100 / 8.100 / 8.120 / 8.150 / 9.150OD / 8.140 / 8.140CO / 8.140CE / L.80 / 12.140T / 12.180 / 14.

2RD109611 EXHAUST VALVE MWM X10

VALVULA ESCAPE MWM X10
012733



7.100 / 8.100 / 8.120 / 8.150 / 9.150OD / 8.140 / 8.140CO / 8.140CE / L.80 / 12.140T / 12.180 / 14.

2T0130764 SOLENOID VALVE =12V=

VALVULA SOLENOIDE PARADA MOTOR=12V=
010567



24.250 / 40.300 / 26.220 / 17.220 / 23.220 /

2T020114A SOLENOID VALVE =24V=

VALVULA SOLENOIDE PARADA MOTOR=24V=
010569
4946641
2T0130764A
2T020114



18.310 / 18.310OT /

2TB130805 SOLENOID VALVE =24V=

VALVULA SOLENOIDE PARADA MOTOR=24V=
010570
961000780034



17.240OT / 18.310OT / 17.210OD /

2U0130764 SOLENOID VALVE =12V=

VALVULA SOLENOIDE PARADA MOTOR=12V=
010568
4946639
3935649
2U0130764A
2U0130764B



40.300 / 26.260 / 26.310 / 26.220 / 31.260 / 31.310 / 24.250 CHILE / 35.300 CHILE / 35.300 LEITO

T06129611 DRY AIR CLEANER VALVE

VALVULA BORRACHA DESCARGA POEIRA
005663



/ 6.90 / 7.90S / 8.140CO / 8.140CE / 8.140CKD

TJG130805 SOLENOID VALVE =12V=

VALVULA SOLENOIDE PARADA MOTOR=12V=
010573



14.220 / 16.170 / 16.220 / 24.250 / 35.300 / 16.220 LEITO / 35.300H /

1.100 VALVULA VALVE

TL7129611 DRY AIR CLEANER VALVE
VALVULA BORRACHA DESCARGA POEIRA
005662



/ 7.110S / 8.140CO / 8.140CE / 8.140CKD

TRA130805 SOLENOID VALVE =12V=
VALVULA SOLENOIDE PARADA MOTOR=12V=
010571



14.220 / 16.170 / 16.300 / 35.300 / 40.300 / 16.220
LEITO / 40.300 LEITO / 35.300H / 16.220 CHILE /

1.101 VALVULA DIVERSAS DIVERSE VALVE

TRG201035 FUEL TANK BREATHING

VALVULA RESPIRO TANQUE COMB.
005171
2R0201136



7.100 / 8.100 / 8.140 / 8.140CO / 8.140CE / L.80 /
14.150 / 14.220 / 16.170 / 16.180CO / 16.210CO /

1.102 VARETA ROD

2TA115611 DIPSTICK L80

VARETA NIVEL OLEO MOTOR L80
012219



L.80 /

2TA422397 HYDR. STEERING OIL

VARETA NIVEL OLEO DIR. HIDR.
005937
T2D422397



12.140T / 12.170BT / 12.180 / 14.150 / 14.170BT
/ 14.180 / 14.220 / 16.170 / 16.180CO / 16.210CO /

1.103 VEDADOR SEALINGS

2TA608705A HAND BRAKE VALVE

VEDADOR VALVULA MANETIM
017801



7.100 / 15.180EOD / 15.190EOD / 18.310 / 26.
260E / 31.260E / 26.260 CONSTELLATION / 31.

03873015 ENGINE OIL PUMP SEALING


ANEL VEDACAO BOMBA OLEO MOTOR MWM
005501
604931060204
2S0103196



/ 6.90 / 7.90S / 11.130 / 14.150 / 14.200 / 17.210 /
16.210CO / 12.140H

T12130803 INJECT. PUMP SEALING

ANEL VED. B'BA INJ. EM LINHA MWM
005500
604931040753



/ 7.110S / 12.180 / 13.180 / 14.150 / 15.180 / 14.
180 / 14.200 / 16.180CO / 17.210 / 16.210CO /

TAE115107 SEALING RING OIL PUMP

ANEL VEDACAO BOMBA OLEO MWM X 10
005484
904931360781



/ 6.90 / 7.100 / 8.100 / 8.120 / 8.150 / 8.140 / 8.
140CO / 8.140CE / L.80 / 12.140T / 12.180 / 13.

TAE129321 PRESSURE REG. SEALING

ANEL VEDACAO REGULADOR PRESSAO
005513
961008610044



/ 14.150

TE3103487 VALVE COVER SEAL

ANEL VEDACAO TAMPA VALV. CUMMINS 8.3
012461



14.220 / 16.170 / 16.220 / 17.220 / 16.300 / 17.300
/ 17.310 / 18.310 / 24.250 / 26.260 / 26.300 / 26.

TRA121121 THERM. VALVE SEALING

ANEL VED. VALV. TERMOSTATICA
005508
3923331
TRA121119
BF8T6255A



/ 12.170BT / 13.170 / 13.190 / 14.170BT / 15.170
/ 16.170 / 16.200 / 17.210 / 17.210 CUMMINS

TRA127967 SEALING RING FUEL FILTER

ANEL VEDACAO FILTRO COMBUSTIVEL
005492



/ 12.170BT / 14.170BT / 14.220 / 16.170 / 16.200
/ 16.220 / 16.300 / 24.250 / 35.300 / 35.300H / 40.

2.01 ABRACADEIRA CLAMP

796360 CLAMP 57 X 76 - 2 1/2" X 3"

ABRAC. 57 X 76 - 2 1/2" X 3"
002018
1466079
W714615S300



F4000 4BT CUMMINS TURBO 4BT / 815S // F350 C/SIMPLES / F4000 4X2 CUMMINS MECANICO

BC8A2A407A NYLON CLAMP 200 X 5

ABRACADEIRA NYLON 200 X 5
022269
551611785
1C3D19B632CB



1717 / 1617 / 1722 / 2622 / 4031 / 2422 / 1622 / 4030 / 3224 / 4432E 4X2 / 2628E 6X4 / 2622E

BF5X6N861A CLAMP OF TURBINE

ABRACADEIRA TURBINA
021012



815 / 1415CUM / 1317 / 1417 / 1215CUM / 1717 / 1721 / 1421 / 1521 / 1617 / 2421 / 915 / 814/

BF8T5A272AA CLAMP 94 X 5 MM

ABRAC. ACO C/ CANALETA 94X5 MM
021846



F12000L MWM X10 / F14000HD MWM X10 / F4000 4BT CUMMINS TURBO 4BT / F4000 MWM 4.3L

E5HT5A281B2A CLAMP 108 MM

ABRAC. ACO C/ CANALETA 108 MM
021856
88HU5A281AA
6C455A281AA
E2HT5A281AA
XC455270DA



1717 / 1721 / 1421 / 1521 / 1617 / 2421 / 1722 / 1731 / 2622 / 2626 / 2631 / 4031 / 2422 / 3222 /

FCSD54922AA CLAMP 22 X 32 - 3/4" X 1 1/4"

ABRAC. 22 X 32 - 3/4" X 1 1/4"
013227



FCSD54925AA CLAMP 25 X 38 1" X 1 1/2"

ABRAC. 25 X 38 - 1" X 1 1/2"
013228



FCSD54932AA CLAMP 32 X 44 1" 1/4" X 1 3/4"

ABRAC. 32 X 44 - 1 1/4 X 1 3/4"
013229



FCSD54951AA CLAMP 51 X 64 - 2" X 2 1/2"

ABRAC. 51 X 64 - 2" X 2 1/2"
013230



FCSD54989AA CLAMP 89 X 108 - 3 1/2" X 4 1/4"

ABRAC. 89 X 108 - 3 1/2 X 4 1/4"
013231



TAL117281 STEEL CLAMP 70 X 89 MM

ABRACADEIRA ACO 70 X 89 MM
004849
XC456F081BA



815 / 1415CUM / 1417 / 1215CUM / 1617 / 1722 / 1731 / 2622 / 2626 / 2631 / 4031 / 2422 / 1630 /

U801225S100 STEEL CLAMP 57 X 76 MM

ABRACADEIRA ACO 57 X 76 MM
022227
1466079
W714615S300



1415CUM / 1215CUM / 1617 / 1722 / 2622 / 2626 / 2422 / 1622 / 2425 / 1422 / 2322 / 3530 / 1217

U801229S100 STEEL CLAMP 38 X 51 MM

ABRACADEIRA ACO 38 X 51 MM
022271
TN000246X1



UNIVERSAL TODOS VEICULOS /

WD5T9F530C BRACKET FOR 3 INJECTION

ABRAC. 3 CANALETAS TUBO INJETOR
020898



F12000 MWM 229 / F14000HD MWM 229 / F12000L MWM 229 / F4000 MWM 229 / 1113 /

XC456F081AA CLAMP 104 MM

ABRAC. ACO C/ CANALETA 104 MM
021019
6C456F081BA



1722 / 1731 / 2622 / 2626 / 2631 / 4031 / 2422 / 3222 / 4331 / 1630 / 1622 / 2425 / 1422 / 4030 /

XC458287AA STEEL CLAMP 13 X 19 MM

ABRACADEIRA ACO 13 X 19 MM
022230



1415CUM / 1317 / 1417 / 1215CUM / F14000HD / F12000L / 1717 / 1721 / 1421 / 1521 / 1617 / 2421

XC458287CA STEEL CLAMP 22 X 32 MM

ABRACADEIRA ACO 22 X 32 MM
020860



814/815(96...)/ 815 / 915 / 815S / B1618 ONIBUS / B1621 ONIBUS / 1415CUM / 1417 CUMMINS /

YC456F081AB STEEL CLAMP 80 X 86 MM

ABRACADEIRA ACO 80 X 86 MM
022234
YC456F081AA



1415CUM / 1317 / 1417 / 1215CUM / 1717 / 1721 / 1421 / 1521 / 1617 / 2421 / 1621 BR / 1721 BR /

2.02 ALAVANCA LEVER

BF0X7B009A GEAR BOX CONTROL

ALAV. ARTIC. CAIXA CAMBIO RT
022025



1731 / 2622 / 2626 / 2631 / 4031 / 2422 / 4331 /
1630 / 2425 / 4030 / 2630 / 5031 / 2831 / 4432E

E7HZ7A081C GEAR BOX LEVER

ALAVANCA CAMBIO CARGO
020695
88HU7B109BA



1415CUM / 1317 / 1417 / 1215CUM / 1717 / 1716 /
1721 / 1421 / 1517 / 1621 / 1617 / 2421 / 1722 /

2.03 ANEIS DIVERSOS RING

3912473 SEALING RING

ANEL VEDACAO CAPA SECA VOLANTE
020894



815 / 1415CUM / 1317 / 1417 / 1215CUM / 1717 /
1721 / 1421 / 1617 / 2421 / 1722 / 1731 / 2622 /

TAE103209 FLYWHEEL SEALING RING

ANEL VEDACAO VOLANTE MOTOR
013478



F14000HD / F12000L / F4000 MWM 4.3L TURBO /
F12000L MWM X10 / F14000HD MWM X10 /

TF3103211 SEALING RING

ANEL VEDACAO CAPA SECA VOLANTE
017799



815 / 1415CUM / 1317 / 1417 / 1215CUM / 1717 /
1421 / 1617 / 2421 / 1722 / 1731 / 2626 / 2631 /

2.04 ANEL TRAVA LOCK RING

E661120S85 LOCK RING

ANEL TRAVA 20,0 X 1,2
022284



815 / 1415CUM / 1215CUM / F14000HD / F12000L
/ 1617 / 1722 / 1731 / 2622 / 2626 / 2631 / 4031 /

T11407677 AXLE LOCK RING

ANEL TRAVA MANGA EIXO
010342



1215CUM / 1217 CUMMINS

2.05 ARRUELA WASHER

2RD607054A SLACK ADJUSTER

ARRUELA INTERM. CATRACA FREIO
018119



814/815(96/...) / 815 / 915 / 815S / 712 / 815E /
816

374049S2 AXLE LOCK WASHER 9/16

ARRUELA TRAVA EMBR. 9/16
021115



1317E 4X2 / 1517E 4X2 / 1717 4X2 / 1717E 4X2 /
4432E 4X2 / 2632E 6X4 / 2932E 6X4 / 5032E 6X4

85HU4230B SATELITE SUPPORT

ARRUELA ENC. SATEL. 14 A 16 TON. 2
022449



1317 / 1215CUM / 1717 / 1617 / 2421 / 1722 /
2422 / 3222 / 1622 / 1422 / 3224 / 1722E 4X2 /

85HU4K065A COPPER WASHER 0,

ARRUELA COBRE 0,9X 40 X 45 (1540A45A)
023410



1317E 4X2 / 1517E 4X2 / 1717E 4X2 / 2422E 6X2
/ 2428E 6X2 / 1722E 4X2 / B1618 ONIBUS /

BF5X1195A STEERING KNUCKLE NUT

ARRUELA TRAVA PORCA MANGA EIXO
020206



815S /

T16513479 SHOCK ABSORBER

ARRUELA AMORTECEDOR CONSTELLATION
016566



1517E 4X2 / 1717E 4X2 / 1722E 4X2 / 1317E 4X2
/ 4532E/1832E / 1419 / 1215 FNH / 1415FNH /

TAF253891 PRESSURE WASHER

ARRUELA PRESSAO FREIO MOTOR (M8) DIN
017706



815 / 915 / 3224 / 814/815(96/...) / B1618 ONIBUS
/ B1621 ONIBUS

TAF299251 WASHER

ARRUELA PISTAO FREIO MOTOR
017711



815 / 915 / 814/815(96/...) / B1618 ONIBUS /
B1621 ONIBUS / 815S

2.06 BASE

BASE

6C357B118AA GEAR LEVER COVER BASE

BASE COIFA CAMBIO F250/350/4000
015078



F350 C/SIMPLES / F350 C/DUPLA / F4000 4X2
CUMMINS MECANICO TDB 4CIL. / F4000 4X4

2.07 BATENTE

STOPPER

8961300504 PEDAL VALVE CUSHION

BATENTE BORRACHA VALVULA PEDAL
014398



815 / 1415CUM / 1317 / 1417 / 1215CUM / 1717 /
1721 / 1421 / 1521 / 1617 / 2421 / 1722 / 1731 /

E9AZ5422208A DOOR BUNDLE

BATENTE PORTA
012094
2SB837295
T71837295A



F14000HD / F12000L /

2.08 BOIA COMBUSTIVEL

FUEL FLOAT

85TU9275B FUEL TANK FLOAT

BOIA TANQUE FORD CARGO
016600



FT7000 / FT8000/F8500 (77/80) / F8000 /

2.09 BOMBA D'AGUA

WATER PUMP

2RD198181 ENGINE WATER PUMP MWM

B'B D'AGUA MWM 4/6 CIL S10
004906



B1618 ONIBUS / B1621 ONIBUS / F1000 / F4000

2TD121005 B WATER PUMP CUMMINS 5.

B'B D'AGUA CUMMINS 5.9L SERIE B
014377
3285410DX
BF5X8501A



1215CUM / 1217 CUMMINS / 1316 CHILE / 1421 /
1621 BR / 1721 BR / 1721 CHILE / 814/815(96/...)

940707310035 WALTER PUMP MWM

B'B D'AGUA MWM 4.0 TCA 4 CIL
007804
UB0577



F1000 / F350 / F250 / MOTOR MWM 4.07TCA

BF8T8501A WATER PUMP CUMMINS 5.

B'B D'AGUA CUMMINS 5.9L SERIE B
020969
3285410DX
BF5X8501A



815 / 1215CUM / 1421 / 915 / 814/815(96/...)/
1621 BR / 1721 BR / 1217 CUMMINS / 1721

BF9T8501BA WALTER PUMP MWM

B'B D'AGUA MWM 4.0 TCA 4 CIL
022170
UB0577



F1000 / F350 / F250 / F250XLJ/XLT / F350 4.2 V6 /

BF9X8501AA WATER PUMP CUMMINS 8.

B'B D'AGUA CUMMINS 8.3L SERIE C
021122
3285323DX
BG1X8501AA
BG1X8K501AA



CARGO 1617 / CARGO 1422 / CARGO 1622 /
CARGO 1630 / CARGO 2322 / CARGO 2422 /

BG5X8501AA WATER PUMP CUMMINS

B'B D'AGUA MOTOR CUMMINS ELETRONICO
021546
5294721
BH1X8501AA
UB0734



816 / 1319 4X2 / 1519 4X2 / 1723 4X2 / 2429 6X2
/ 2423 6X2 / 2629 6X4 / 2623 6X4 / 1719 4X2 /

WD5T8501A WATER PUMP MWM 4/6 CYL.

B'B D'AGUA MWM 3/4/6 CIL D229 ASP.
020871



F14000HD / F12000 MWM 229 / F4000 MWM 229 /
F12000 / F7000 / F19000 / F21000 / F13000 /

2.10 BOMBA MANUAL HAND PUMP

04099908 HAND PUMP MWM

BOMBA MANUAL MWM
006222



F14000HD / F12000L / B1618 ONIBUS / B1621 ONIBUS / F4000 MWM 229 / F12000 / F14000HD

906905810101 MANUAL PUMP 111/2/3

BOMBA MANUAL 111/2/3
023622



F14000HD / F12000L / B1618 ONIBUS / B1621 ONIBUS / F4000 MWM 229 / F12000 / F14000HD

WD8T9W350A MANUAL PUMP 111/2/3

BOMBA MANUAL 111/2/3
023621



B1618 ONIBUS / B1621 ONIBUS / F12000 MWM 229 / F14000HD MWM 229 / F12000L MWM 229 /

2.11 BORRACHA RUBBER

C7TA8100155C BUSHING

BUCHA TRAS. INFERIOR CABINA
007349
TNL899565RA



F350 / F4000

XC455484BA RUBBER BUSHING

MANCAL BARRA ESTAB. DIANT.
022113



1415CUM / 1317 / 1417 / 1215CUM / 1717 / 1721 / 1421 / 1521 / 1617 / 2421 / 1722 / 1731 / 2622 /

2.12 BUCHAS DIVERSAS BUSHING ALL TYPE

1C453110BA010 STEERING KNUCKLE PIN

BUCHA PINO MANGA EIXO 0,10MM
021909



815 / 915 / 814/815(96/...) / 815E / 816 / 712 / 815S / 815 MULTIUSO / 915 MULTIUSO /

1C453110BA020 STEERING KNUCKLE PIN

BUCHA PINO MANGA EIXO 0,20MM
021910



815 / 915 / 814/815(96/...) / 815E / 816 / 712 / 815S / 815 MULTIUSO / 915 MULTIUSO /

1C453110BA030 STEERING KNUCKLE PIN

BUCHA PINO MANGA EIXO 0,30MM
021912



815 / 915 / 814/815(96/...) / 815E / 816 / 712 / 815S / 815 MULTIUSO / 915 MULTIUSO /

1C453110BA040 STEERING KNUCKLE PIN

BUCHA PINO MANGA EIXO 0,40MM
021916



815 / 915 / 814/815(96/...) / 815E / 816 / 712 / 815S / 815 MULTIUSO / 915 MULTIUSO /

1C453110BASTD BUSHING

BUCHA PINO MANGA EIXO STD
021915



815 / 915 / 814/815(96/...) / 815E / 816 / 712 / 815S / 815 MULTIUSO / 915 MULTIUSO /

3312252 FORK BUSHING

BUCHA GARFO SELETOR TRAMBULADOR
023245



814/815(96/...) / 815 / 915 / 815S / 712 / 815E / 816 / 1317E 4X2 / 1517E 4X2 / 1717E 4X2 /

81DB5K353BA ENGINE BUSHING

BUCHA PARTIDA
022114



815 / 1415CUM / 1317 / 1417 / 1215CUM / 1717 / 1721 / 1421 / 1521 / 1617 / 2421 / 1722 / 1731 /

BF5X3110A010 STEERING KNUCKLE PIN

BUCHA PINO MANGA EIXO 0,10MM
021913



814/815(96/...) /

BF5X3110A020 STEERING KNUCKLE PIN

BUCHA PINO MANGA EIXO 0,20MM
021914



814/815(96/...) /

BF5X3110A030 STEERING KNUCKLE PIN

BUCHA PINO MANGA EIXO 0,30MM
021911



814/815(96/...) /

BF5X3110ASTD BUSHING

BUCHA PINO MANGA EIXO STD
021908



814/815(96/...) /

BH4X3123BA 0

BUCHA PINO MANGA EIXO =GROSSO= STD
024155



1119 FORD CARGO /

2.12 BUCHAS DIVERSAS

BUSHING ALL TYPE

BH4X3123BA 10 THICK KING PIN BUSHING =
BUCHA PINO MANGA EIXO =GROSSO= 0,10
024152



1119 FORD CARGO /

BH4X3123BA 20 THICK KING PIN BUSHING =
BUCHA PINO MANGA EIXO =GROSSO= 0,20
024159



1119 FORD CARGO /

BH4X3123BA 30 THICK KING PIN BUSHING 0,
BUCHA PINO MANGA EIXO =GROSSO= 0,30
024163



1119 FORD CARGO /

BH4X3123BA 40 THICK KING PIN BUSHING 0,
BUCHA PINO MANGA EIXO =GROSSO= 0,40
024151



1119 FORD CARGO /

E5HT3110BA BUSHING
BUCHA PINO MANGA EIXO STD
021906
TJG407397A



1415CUM / 1215CUM / 1617 / 1722 / 1731 / 4031 /
1630 / 1622 / 1422 / 4030 / 3224 / 3530 / 1217

E5HT3110BA010 STEERING KNUCKLE PIN
BUCHA PINO MANGA EIXO 0,10MM
021905
TJG407397A010




1415CUM / 1215CUM / 1617 / 1722 / 1731 / 4031 /
1630 / 1622 / 1422 / 4030 / 3224 / 3530 / 1217

E5HT3110BA020 STEERING KNUCKLE PIN
BUCHA PINO MANGA EIXO 0,20MM
021907
TJG407397A020



1415CUM / 1215CUM / 1617 / 1722 / 1731 / 4031 /
1630 / 1622 / 1422 / 4030 / 3224 / 3530 / 1217

E5HT3110BA030 STEERING KNUCKLE PIN
BUCHA PINO MANGA EIXO 0,30MM
021903
TJG407397A030



1415CUM / 1215CUM / 1617 / 1722 / 1731 / 4031 /
1630 / 1622 / 1422 / 4030 / 3224 / 3530 / 1217

E6HZ7808A FORK BUSHING
BUCHA GARFO SELETOR TRAMBULADOR
020129



815 / 1415CUM / 1317 / 1417 / 1215CUM / 1717 /
1721 / 1421 / 1617 / 2421 / 1722 / 2422 / 3222 /

TJG407397 STEERING KNUCKLE PIN
BUCHA PINO MANGA EIXO STD
021933



1317 / 1215CUM / 1717 / 1617 / 2421 / 1722 /
1731 / 2622 / 2626 / 2631 / 4031 / 2422 / 3222 /

TJG407397010 STEERING KNUCKLE PIN
BUCHA PINO MANGA EIXO 0,10MM
021924



1317 / 1215CUM / 1717 / 1617 / 2421 / 1722 /
1731 / 2622 / 2626 / 2631 / 4031 / 2422 / 3222 /

TJG407397020 STEERING KNUCKLE PIN
BUCHA PINO MANGA EIXO 0,20MM
021930



1317 / 1215CUM / 1717 / 1617 / 2421 / 1722 /
1731 / 2622 / 2626 / 2631 / 4031 / 2422 / 3222 /

TJG407397030 STEERING KNUCKLE PIN
BUCHA PINO MANGA EIXO 0,30MM
021929



1317 / 1215CUM / 1717 / 1617 / 2421 / 1722 /
1731 / 2622 / 2626 / 2631 / 4031 / 2422 / 3222 /

TMJ512393 BUSHING
BUCHA TIRANTE
004848



2622 / 2626 / 2422 / 2425

W714484S300 BOX PIN SPACER BUSHING
BUCHA ESPAC. PINO CABINA
022237
U800900



815 / 1317 / 1417 / 1717 / 1721 / 1421 / 1521 /
1617 / 2421 / 1722 / 1731 / 2622 / 2626 / 2631 /

XC457N620AA CLUTCH FORK SHAFT
BUCHA EIXO DO GARFO EMBREAGEM
020896



1415CUM / 1215CUM / 1617 / 1722 / 1622 / 1422 /
3224 / 1621 BR / 1721 BR / 1217 CUMMINS / 1417

2.13 BUJAO

PLUG

BF1X6730AA CRANKCASE CUMMINS
BUJAO CARTER CUMMINS
021009
BF5X6730AA



815 / 1415CUM / 1215CUM / 1617 / F4000 4BT
CUMMINS TURBO 4BT / 1722 / 2622 / 2631 /

TF3103113D PLUG
BUJAO ROSCADO MOTOR
021025



1617 / 1722 / 1731 / 2622 / 2626 / 2631 / 4031 /
2422 / 1630 / 1622 / 2425 / 1422 / 4030 / 2630 /

2.14 CABO

CABLE

2SB721555B THROTTLE CABLE 1522 MM

CABO ACELERADOR 1522MM
018395



F4000 MWM 4.3L TURBO /

2SC721555B THROTTLE CABLE 1162 MM

CABO ACELERADOR 1162MM
018396



F1000HSD /

2SH957805A SPEEDOMETER CABLE -

CABO VELOCIMETRO 1780MM
018411
2SB957805



F1000 TB MWM 229 /

2SN957805D SPEEDOMETER CABLE -

CABO VELOCIMETRO 1570MM
018406
T71957805B



F14000HD / F12000L / F12000 /

87HU17260AA SPEEDOMETER CABLE -

CABO VELOCIMETRO 3510MM
018408
E5HT17260CA
E7HT17260AA



TODOS CARGOS ATE 15/07/1990 FASE 1/2/3 /

98HU17260AA SPEEDOMETER CABLE -

CABO VELOCIMETRO 3950MM
018409



1731 / 2622 / 2626 / 2631 / 4031 / 2422 / 1630 /
2425 / 4030 / 2630 / 3530 /

T71711139 BUTTON

BOTAO CABO ESTRANGULADOR
018414



F1000 NA MWM 229 / F1000 NA 4X4 MWM 229 /

T72609701 HANDBRAKE CABLE

CABO FREIO MAO =2153MM=
018404



F4000 4BT CUMMINS TURBO 4BT / F4000 MWM
NA /

TJG957805A SPEEDOMETER CABLE -

CABO VELOCIMETRO 3645MM
018407
88HU17260BA



1722 / 1622 / 1422 / 1419 / 2322 / 1415FNH / 1215
FNH /

TNJ957805 SPEEDOMETER CABLE -

CABO VELOCIMETRO 3950MM
018410
DTNJ957805
XC4517260BA



1731 / 2622 / 2626 / 2631 / 4031 / 2422 / 1630 /
2425 / 4030 / 2630 / 3530 /

XC352853AC CABLE 1680MM

CABO FREIO 1680MM
018405



F4000 4X2 CUMMINS ELET 2.8L 152CV TC DSL /

XC359A758CC THROTTLE CABLE 897 MM

CABO ACELERADOR 897MM
018398



F12000 / F14000 / F16000 /

2.15 CALCO

SHIM

2R0103548F WHEEL CHOCK

CALCO CAMISA 0,25 MM MWM X 10
012991



F14000HD MWM X10 / F12000L MWM X10 / F4000
MWM 4.3L TURBO

2R0103548G WHEEL CHOCK

CALCO CAMISA 0,40 MM MWM X 10
012990



F14000HD MWM X10 / F12000L MWM X10 / F4000
MWM 4.3L TURBO

2R0103548H WHEEL CHOCK

CALCO CAMISA 0,30 MM MWM X 10
013052



F14000HD MWM X10 / F12000L MWM X10 / F4000
MWM 4.3L TURBO

2R0407071 WHEEL CHOCK

CALCO PINO MANGA EIXO 57X33,4X0,3
010336



815 / 915 / 712 / 815S / 814/815 11/2000=09/2002

2R0407071A KING PIN WASHER 57X33,

CALCO AJUSTE MANGA EIXO 57X33,4X0,5
019550



815 / 915 / 712 / 815S / 814/815 11/2000=09/2002

2R0407071B KING PIN WASHER 57X33,

CALCO AJUSTE MANGA EIXO 57X33,4X1
019551



815 / 915 / 712 / 815S / 814/815 11/2000=09/2002

2RK107124 WHEEL CHOCK

CALCO CAMISA 0,25 MM CUMMINS
013047



1617 / 1422 / 3224 / 3530 / 2322

2RK107125 WHEEL CHOCK

CALCO CAMISA 0,50 MM CUMMINS
013048



1617 / 1422 / 3224 / 3530 / 2322

2.15 CALCO

SHIM

2RK107126 SHIM 0,30MM CUMMINS

CALCO CAMISA 0,30 MM CUMMINS
024210



1617 / 1422 / 3224 / 3530 / 2322

BF5X60000A CYLINDER LINER RUBBER

CALCO CAMISA 0,15 MM CUMMINS
020931



1617 / 1422 / 3224 / 3530 / 2322 /

BF5X60000B CYLINDER LINER RUBBER

CALCO CAMISA 0,20 MM CUMMINS
020922



1617 / 1422 / 3224 / 3530 / 2322 /

BF5X60000C CYLINDER LINER RUBBER

CALCO CAMISA 0,10 MM CUMMINS
020923



1617 / 1722 / 1731 / 2622 / 2626 / 4031 / 2422 /
4331 / 1630 / 1622 / 1422 / 4030 / 3224 / 5031 /

BF7T6C055A WHEEL CHOCK

CALCO CAMISA 0,50 MM MWM X 10
022247



B1618 ONIBUS / B1621 ONIBUS / F14000HD
MWM X10 / F12000L MWM X10 / F4000 MWM 4.3L

T06107119 WHEEL CHOCK

CALCO CAMISA 0,10 MM MWM 229
013960



F12000 MWM 229 / F14000HD MWM 229 /
F12000L MWM 229

T06107121 WHEEL CHOCK

CALCO CAMISA 0,15 MM MWM 229
013961



F12000 MWM 229 / F14000HD MWM 229 /
F12000L MWM 229 / F4000 MWM 229

T06107123 WHEEL CHOCK

CALCO CAMISA 0,20 MM MWM 229
013962



F12000 MWM 229 / F14000HD MWM 229 /
F12000L MWM 229 / F4000 MWM 229

T16407679A WHEEL CHOCK

CALCO PINO MANGA EIXO 63,5X45,9X0,3
010349



4432E 4X2 / 1722E 4X2 / 2628E 6X4 / 2622E 6X4
/ 2422E 6X2 / 2428E 6X2 / 2632E 6X4 / 5032E

T75411185A SHIM

CALCO APOIO GRAMPO MOLA
014621



F14000HD / F12000L / F12000

TAE107119 SPACER LINER RUBBER 0.

CALCO CAMISA 0,10 MM MWM X 10
005283



F14000HD MWM X10 / F12000L MWM X10 / F4000
MWM 4.3L TURBO

TAE107121 SPACER LINER RUBBER 0.

CALCO CAMISA 0,15 MM MWM X 10
005284



F14000HD MWM X10 / F12000L MWM X10 / F4000
MWM 4.3L TURBO

TAE107123 SPACER LINER RUBBER 0.

CALCO CAMISA 0,20 MM MWM X 10
005285



F14000HD MWM X10 / F12000L MWM X10 / F4000
MWM 4.3L TURBO

2.16 CARCACA

HOUSING

BF1X2W080A ENGINE BRAKE CAST IRON

FUNDIDO CARCACA FREIO MOTOR
021831



1717 / 1617 / 1722 / 1731 / 2622 / 2626 / 2631 /
4031 / 2422 / 4331 / 1630 / 1622 / 2425 / 1422 /

2.17 CHAVETA KEY

BF5X3138A KING PIN SEALING WASHER

CHAVETA TRAVA PINO MANGA EIXO
023713



814/815(96/...)/

D5TA3122AB PIN LOWER

CHAVETA PINO MANGA EIXO
022243
T16407689



1415CUM / 1617 / 1722 / 1731 / 1630 / 1622 /
1422 / 3224 / 3530 / 1417 CUMMINS / B1618

TJG407693 PIN UPPER

CHAVETA PINO MANGA EIXO
021923
D5TA3122BA



1317 / 1215CUM / 1217 CUMMINS / 1316 CHILE /
B1618 ONIBUS / B1621 ONIBUS / 1215 FNH /

XC3Z3122AA RETAINING PIN

CHAVETA PINO MANGA EIXO
022248



815 / 915 / 815E / 816 / 712 / 815S / F12000 / 814/
815 11/2000=09/2002 /

2.18 CILINDRO CYLINDER

4214110960 ENGINE BRAKE CYLINDER

CILINDRO F. MOTOR SIST. WABCO
022634
85HU2W087A
85HU2W087A
BG1X2W082BA
BF1X20071A



1415CUM / 1215CUM / 1617 / 1722 / 1731 / 2622 /
2626 / 2422 / 1630 / 1622 / 2425 / 1422 / 3530 /

88HU7A508BA CYLINDER CLUTCH AUX.

CIL. AUX. EMBREAGEM
022775



CARGO 1215 / CARGO 1415 / CARGO 1218 /
CARGO 1418 / CARGO 1615 / CARGO 1313 /

9709030104 CLUTCH SERVO HOUSING

CIL. LONGO SERVO EMBR. S/INDIC.
006457



1730 / 2622 / 2626 / 2631 / 4031 / 2422 / 3222 /
4331 / 2425 / 4030 / 2630 / 3224 / 5031 / 2831 /

B925741 COMPRESSOR CYLINDER

CIL. COMPR. LK38 (REGULADOR 88MM)
011534



B1618 ONIBUS / B1621 ONIBUS / F12000 /
F14000

B925746 COMPRESSOR CYLINDER

CIL. COMPR. LK38 VW (GOVERNADOR)
011536



F14000HD / F12000L / B1618 ONIBUS / B1621
ONIBUS / F12000 / F14000

BC457A543AA CLUTCH CYLINDER W/

CIL. ACION. EMBREAGEM C/RESERV. FORD
019621
BC457A543AB



2629 6X4 / 1519 4X2 / 1723 4X2 / 1933 4X2 /
2429 6X2 / 2423 6X2 / 1722 4X2 / 1932 4X2 /

BF5T2K756A COMPRESSOR CYLINDER

CIL. COMPR. LK38 VW (GOVERNADOR)
023219



F14000HD / F12000L / B1618 ONIBUS / B1621
ONIBUS / F12000 / F14000 /

BF8X2K756A COMPRESSOR CYLINDER

CIL. COMPR. LK38 =88MM=
023218



B1618 ONIBUS / B1621 ONIBUS / F12000 /
F14000 /

BF8X2W082A ENGINE BRAKE CYLINDER

CIL. ACION. FREIO MOTOR SIST. WABCO
021851
BG1X2W082AA



1415CUM / 1317 / 1417 / 1215CUM / F14000HD /
F12000L / 1717 / 1617 / 2421 / 1722 / 1731 / 2622

BG1X2W082B ENGINE BRAKE CYLINDER

CILINDRO F. MOTOR SIST. WABCO
021857
85HU2W087A
85HU2W087A
BG1X2W082BA
BF1X20071A



1415CUM / 1215CUM / 1617 / 1722 / 1731 / 2622 /
2626 / 2422 / 1630 / 1622 / 2425 / 1422 / 3530 /

K043961 CLUTCH CYLINDER W/

CIL. EMBR. C/ RESERV. =FORD=
019620
BC457A543AB



2629 6X4 / 1519 4X2 / 1723 4X2 / 1933 4X2 /
2429 6X2 / 2423 6X2 / 1722 4X2 / 1932 4X2 /

RCCE00181 CYLINDER CLUTCH AUX.

CIL. AUX. EMBREAGEM
019223



CARGO 1215 / CARGO 1415 / CARGO 1218 /
CARGO 1418 / CARGO 1615 / CARGO 1313 /

RCCE00440 CLUTCH AUX. CYLINDER

CILINDRO AUX. EMBREAGEM
023654



F14000HD / F12000L

TAF253861 ENGINE BRAKE CYLINDER

CIL. ACION. FREIO MOTOR SIST. KNORR
005096



815 / 2421 / 1722 / 1731 / 2622 / 2626 / 4031 /
2422 / 4331 / 1630 / 1622 / 2425 / 1422 / 4030 /

2.19 COXIM

RUBBER MOUNTING

E5HT5K371AA FRONT CAB BUFFER

COXIM DIANTEIRO CABINA
021999
85HU5K371A
8C455K371AA



815 / 1415CUM / 1317 / 1417 / 1215CUM / 1717 /
1721 / 1421 / 1521 / 1617 / 2421 / 1722 / 1731 /

T06199201 FRONT ENGINE BUFFER

COXIM DIANTEIRO MOTOR
004482



F1000 / F4000

2.20 CUPILHA

COTTER PIN

2RP299263 LOCKING PIN

CUPILHA FREIO MOTOR 5,64X1/2
021823



815 / 915 / 3224 / 814/815(96...) / 815E / 1317E
4X2 / 1517E 4X2 / 1717E 4X2 / B1618 ONIBUS /

2.21 EIXO

AXLE

C1TT7590A SMALL CLUTCH FORK

EIXO GARFO EMBREAGEM PEQUENO
021334



1415CUM / 1215CUM / 1421 / 1621 / 1617 / 2626 /
4031 / 2422 / 3222 / 1419 / 2322 / 5031 / 1415FNH

E5HT5L369AA CAB LOCK AXLE

EIXO TORRE TRASEIRA CABINA
021982



1717E 4X2 / 1316 CHILE / 6332E 6X4 / 1716
ARG. / 1730 ARG. / 1416 ARG / 1516 CHILE /

TAR721075 CLUTCH AND BRAKE

EIXO PEDAIS FREIO E EMBREAGEM
005139



B1618 ONIBUS / B1621 ONIBUS

2.22 EMBOLO

PISTON

85HU4038A ALLOY REDUCTION PISTON

EMBOLO REDUZIDA ALUMINIO =ANODIZADO=
023752



1415CUM / 1417 / 1215CUM / F14000HD /
F12000L / F12000 / F14000 / 1717 / 1421 / 1617 /

2.23 ENGRENAGEM

GEAR

2R.J311261 IDLER GEAR, 2ND SPEED

ENGRENAGEM 2ª VEL.
007219



1717E 4X2 / B1618 ONIBUS / B1621 ONIBUS /
1617 / 1721 CHILE / 1621 BR / 1721 BR / 1421 /

2.24 ESTICADOR

BELT TENSIONER

BFOT10B300BA BELT SUPPORT CUMMINS

ESTIC. CORREIA MOTOR CUMMINS
021417
BFOT10B300AA
BFOT10B300AA
BG4X10B300AA
BFOT10B300BA



814/815(96/...) / 815 / 915 / 815S / 712 / 1617 /
1215CUM / 1217 CUMMINS / 1415CUM / 1417

BG1T10B300AA ENGINE BELT SUPPORT

ESTIC. CORREIA CUMMINS. POLIA LISA
021379
BG3T10B300AA
BFOT10300CA



F350 C/SIMPLES / F4000 4BT CUMMINS TURBO
4BT / F12000 CUMMINS 6BT 5.9L / F14000

2.25 ESTRIBO

RUNNING BOARD

1C4517C881AB BUMPER RUNNING BOARD

ESTRIBO PARACHOQUE
017655



1415CUM / 1417 / 1215CUM / 1717 / 1721 / 1421 /
1521 / 1617 / 2421 / 1722 / 1731 / 4031 / 2422 /

2.26 FILTRO

FILTER

BF8X9365A FILTER

FILTRO (PENEIRINHA)
021365



B1618 ONIBUS / B1621 ONIBUS /

TEG129620A AIR FILTER SECONDARY

ELEMENTO SECUNDARIO FILTRO AR
005034



1415CUM / 1215CUM / 1617 / 1217 CUMMINS /
1417 CUMMINS


2.27 FREIO MOTOR EXHAUST BRAKES

2RD253853B ENGINE BRAKE 74MM
FREIO MOTOR =74MM= 2-7/8
005081



815 / 915 / 814

4214289150 ENGINE BRAKE 99MM
FREIO MOTOR =99MM= 3-7/8
021854
4C452W068BC
4C452W068BB
XC452W068EB
XC452W068EA
XC452W068EC



1317 / 1417 / 1717 / 1521 / 1722 / 1731 / 2622 / 2626 / 2631 / 4031 / 2422 / 3222 / 4331 / 1630 /

4214299190 ENGINE BRAKE 85MM
FREIO MOTOR =85MM= 3- 3/8
022631
4C452W068DA
4C452W068DB
4C452W068AA
XC452W068BA
XC452W068BA




1317 / 1717 / 815E / 1517 / 1317E / 1517E / 1717E

4214299340 ENGINE BRAKE 74MM
FREIO MOTOR =74MM= 2-7/8
022630



F14000HD MWM X10 / F12000L MWM X10

4C452W068BA EXHAUST BRAKE CUMMINS
FREIO MOTOR CUMMINS 5.9L =99MM= 3-7/8
018265
4C452W068BC
4C452W068BB
XC452W068EB
XC452W068EA
XC452W068EC



1317 / 1417 / 1717 / 1521 / 1722 / 1731 / 2622 / 2626 / 2631 / 4031 / 2422 / 3222 / 4331 / 1630 /

4C452W068CA ENGINE BRAKE 99MM FORD
FREIO MOTOR =99MM= =FORD CARGO= 3-7/8
018149
4C452W068BC
4C452W068BB
XC452W068EB
XC452W068EA
XC452W068EC



1317 / 1417 / 1717 / 1521 / 1722 / 1731 / 2622 / 2626 / 2631 / 4031 / 2422 / 3222 / 4331 / 1630 /

4C452W068DC ENGINE BRAKE 85MM FORD
FREIO MOTOR =85MM= 3-3/8 FORD CARGO
018148
4C452W068DA
4C452W068DB
4C452W068AA
XC452W068BA
XC452W068BA



1317 / 1717 / 815E / 1517 / 1317E / 1517E / 1717E /

SP5074 ENGINE BRAKE =99MM= 3-7/8
023645
4C452W068BC
4C452W068BB
XC452W068EB
XC452W068EA
XC452W068EC



1317 / 1417 / 1717 / 1521 / 1722 / 1731 / 2622 / 2626 / 2631 / 4031 / 2422 / 3222 / 4331 / 1630 /

SP6964 ENGINE BRAKE =85MM=3- 3/8
FREIO MOTOR =85MM=3- 3/8
023642
4C452W068DA
4C452W068DB
4C452W068AA
XC452W068BA
XC452W068BA



1317 / 1717 / 815E / 1517 / 1317E / 1517E / 1717E

SP7035 ENGINE BRAKE 74MM
FREIO MOTOR =74MM= 2-7/8
021845



F14000HD MWM X10 / F12000L MWM X10

2.28 GARFO FORK

2RM141861 CLUTCH FORK
GARFO EMBREAGEM C/ROLETE
005061



2421 / 2622 / 2626 / 4031 / 3222 / 4432E 4X2 / 1722E 4X2 / 2628E 6X4 / 2622E 6X4 / 2422E 6X2

88HU7541AA CLUTCH FORK
GARFO EMBREAGEM
021304




1415CUM / 1215CUM / 1617 / 1722 / 2622 / 2422 / 1622 / 1419 / 2322 / 1415FNH / 3530 / 1215 FNH /

BG1X7544AA CLUTCH FORK WITH
GARFO EMBREAGEM C/ROLETE
024697



BG9X7544AA CLUTCH FORK WITH
GARFO EMBREAGEM C/ROLETE (MODERNO)
020407



2421 / 1722 / 1731 / 2622 / 2626 / 2631 / 4031 / 2422 / 3222 / 4331 / 1630 / 1622 / 2425 / 1422 /

TPH141857 X CLUTCH FORK W/ PIN
GARFO EMBREAGEM C/PINO
015359



815 / 915 / 815E / F4000 4BT CUMMINS TURBO 4BT / 814 / F14000HD MWM X10 / F12000L MWM

XC457R361BA GEARBOX LEVER BRACKET
GARFO APOIO ALAVANCA CAMBIO
021964



915 / 815S / 712 / 815 / 815E / 4432E 4X2 / 1317E 4X2 / 1517E 4X2 / 1717E 4X2 / 2628E 6X4

2.29 GUARDA-PO DUST COVERS

E5HT7277AB GEARBOX LEVER DUST

GUARDA PO ALAVANCA CAMBIO
021998



815 / 1317 / 1417 / 1215CUM / 1717 / 1721 / 1521 / 1617 / 2421 / 1722 / 1731 / 2622 / 2626 / 2631 /

TJG711116 GEARBOX LEVER DUST

GUARDA PO ALAVANCA CAMBIO
006745



815 / 1415CUM / 1317 / 1417 / 1215CUM / 1717 / 1721 / 1521 / 1617 / 2421 / 1722 / 1731 / 2622 /

2.30 HASTE ROD

2RR312141 C GEARBOX END SHAFT

HASTE TERM. CAIXA CAMBIO =COMPLETO=
018030



1731 / 2622 / 2626 / 2631 / 4031 / 2422 / 4331 / 1630 / 2425 / 4030 / 2630 / 5031 / 2831 / 4432E

BFOX72028 GEARBOX END SHAFT

HASTE TERM. CAIXA CAMBIO
020452
BFOX72028



1731 / 2622 / 2626 / 2631 / 4031 / 2422 / 4331 / 1630 / 2425 / 4030 / 2630 / 5031 / 2831 / 4432E

2.31 HELICE FAN

AC458600AA FAN WHEEL

HELICE MOTOR MWM
021451



815E / 816 /

2.32 INTERRUPTOR SWITCH

TAR953235 O LIGHT SWITCH

INTERRUPTOR PISCA ALERTA
007648



B1618 ONIBUS / B1621 ONIBUS

2.33 JUNTA

GASKET

03618993 GASKET WATER PUMP 229

JUNTA BOMBA D'AGUA 229 TODOS
004610
WD5T8507B



F12000 MWM 229 / F14000HD MWM 229 /
F12000L MWM 229 / F4000 MWM 229

85HU4K069A WHITE FELD SEALING

FELTRO BRANCO VALV. REDUZIDA
023603



1415CUM / 1317 / 1417 / 1215CUM / F14000HD /
F12000L / 1717 / 1721 / 1421 / 1521 / 1617 / 2421

BF3X1153AA UNIVERSAL WHEEL HUB

JUNTA CUBO RODA
022195
E4HT1153BA
E4HZ1153A



1417 / F14000HD / F12000L / F12000 / F14000 /
1717 / 1722 / 1731 / 2622 / 2626 / 2631 / 4031 /

BG2T8507CA GASKET WATER PUMP 229

JUNTA BOMBA D'AGUA 229 TODOS
020031
WD5T8507B



F14000HD / F12000L / F12000 / F4000 MWM NA /

BG2T9441AA GASKET INTAKE MANIFOLD

JUNTA COLETOR ADMISSAO
021509



B1618 ONIBUS / B1621 ONIBUS / F14000HD
MWM X10 / F12000L MWM X10 / F4000 MWM 4.3L

BG5X9451AA GASKET SET

JUNTA COL. ESCAP. CUMMINS SERIE B =
021432
5266422
BH1X9451BA



815E / 816 / 1722E 4X2 / 2628E 6X4 / 2622E 6X4
/ 2422E 6X2 / 2428E 6X2 / 1317E 4X2 / 1517E

BG6X9451BA EXHAUST MANIF. GASKET

JUNTA COL. ESCAP. CUMMINS =ELETR.=
021469
5269779
BH1X9451AA



4432E 4X2 / 2632E 6X4 / 5032E 6X4 / 2932E 6X4
/ 4532E / 1832E / 1932 4X2 / 3132 6X4 / 2632

TAE129589A GASKET EXHAUST

JUNTA COLETOR ESCAPE
004586



B1618 ONIBUS / B1621 ONIBUS / F14000HD
MWM X10 / F12000L MWM X10 / F4000 MWM 4.3L

TJG301235C GASKET

JUNTA TAMPA CILINDRO CX. CAMBIO
013535



2622 / 2626 / 2631 / 4031 / 2422 / 2425 / 4030 /
2630 / 2628E 6X4 / 2622E 6X4 / 2632E 6X4 /

XC455C250BA TUBE GASKET

JUNTA FREIO MOTOR 99MM
021841
88HU5C250AA



1722 / 1731 / 2622 / 2626 / 2631 / 4031 / 2422 /
3222 / 4331 / 1622 / 3224 / 5031 / 2831 / 4432E

2.34 KIT

KIT

2R0398031 X LOCK AXLE REPAIR KIT

JG. PINOS E MOLAS TRAVA EIXO CX. ZF
011596



F4000 4X4 CUMMINS ELET.2.8L 152CV TC DSL /
F350 C/SIMPLES / F350 C/DUPLA / F4000 4X2

2.35 LANTERNA

LANTERN

86HU13368AA FRONT TURN SIGNAL LIGHT

LANTERNA SETA DIANT. L.D.
018491
85HB13368AA



814/815 05/1996=11/2000 /

2.36 MANCAL DE EMBREAGEM CLUTCH BEARING

BE2Y7548A CLUTCH ROLL BEARING

MANCAL EMBREAGEM C/ROLAMENTO

021554
82TU7548A



F14000HD / F12000L / F4000 MWM 229 / F12000 /
F14000 / F16000 / FT7000 / F7000 / F19000 /

TEG141165 CLUTCH BEARING

MANCAL EMBREAGEM C/ROLAMENTO

004082
82TU7548A



F14000 / F16000 / FT7000 / F7000 / F19000 /
F21000 / F13000 / F4000 / F11000 / F600 / 1113 /

2.37 MANGUEIRA HOSE

BG2X6418AA TURBO OIL RETURN HOSE

MANGUEIRA RETORNO OLEO TURBO

021613
BF8T6418A



1415CUM / 1215CUM / 1617 / 1217 CUMMINS /
1417 CUMMINS /

2.38 MANGUEIRA SILICONE SILICON HOSE

2ST145467 TURBINE CONEXION HOSE

MANG. LIGACAO TURBINA =SILICONE AZUL=

021575
3970407



1722 / 1731 / 2622 / 2626 / 2631 / 4031 / 2422 /
1630 / 1622 / 2425 / 1422 / 4030 / 2630 / 3224 /

4C456W650BA SILICONE HOSE WITH

MANG. SILICONE INTERCOOLER =PRETO=

026455



E7HT6C640BC SILICONE HOSE WITH

MANG. SILICONE INTERCOOLER =PRETO=

022300



1415CUM / 1317 / 1417 / 1215CUM / 1717 / 1721 /
1421 / 1521 / 1617 / 2421 / 1722 / 1731 / 2622 /

TJG115451B S RESPIRE ELBOW HOSE =

MANG. COTOV. RESP. =SILICONE AZUL=

006653



814/815(96...)/ 815 / 1617 / 1215CUM / 1217
CUMMINS / 1415CUM / 1417 CUMMINS / 1721

TQG117231 INTERCOOLER CONEXION

MANG. SILICONE INTERCOOLER =AZUL=

006923



1415CUM / 1617 / 1722 / 1731 / 2622 / 2626 /
2631 / 3224 / 4432E 4X2 / 1722E 4X2 / 2628E

TQG117231 O SILICONE HOSE WITH

MANG. SILICONE INTERCOOLER =PRETO=

004993



1415CUM / 1617 / 1722 / 1731 / 2622 / 2626 /
2631 / 3224 / 4432E 4X2 / 1722E 4X2 / 2628E

TRG117231A TURBINE CONEXION HOSE

MANGUEIRA LIGACAO TURBINA

005185



1731 / 2626 / 1630 / 2425 / 3224 / 3530

XC456W650BA HOSE CONEXION FROM

MANG. LIG. TUBO INTERC./TURBINA

020889



1415CUM / 1722 / 1731 / 2626 / 2631 / 4031 /
1630 / 1622 / 2425 / 1422 / 4030 / 2630 / 3224 /

2.39 MANOPLA KNOB

6C457213AA SHIFT KNOB W/ VALVE

MANOPLA ALAV. CAMBIO C/VALVULA

022070
TNJ711141



2628E 6X4 / 2622E 6X4 / 2932E 6X4 / 5032E 6X4 /
6332E 6X4 / 2422 / 2622 / 2425 / 2626 / 5031 /

BG3X7213AA SHIFT GEAR HANDLE

MANOPLA ALAVANCA CAMBIO

014736
S2578



4331 /

BG5X7213AA SHIFT KNOB W/ VALVE

MANOPLA ALAV. CAMBIO C/VALVULA

012411
S2876



4331 / 4432E 4X2 / 4532E/1832E /

E6HT7213AA SHIFT KNOB

MANOPLA ALAV. CAMBIO

021977



1415CUM / 1317 / 1417 / 1215CUM / 1717 / 1721 /
1421 / 1521 / 1617 / 1419 / 3224 / 1415FNH / 1215

2.40 MANOPLA

KNOB

TJG711259A SHIFT KNOB

MANOPLA ALAVANCA CAMBIO
022004
95HU7213AA



2622 / 2626 / 2631 / 4031 / 2422 / 4331 / 2425 /
4030 / 2630 / 2632E 6X4 / 1730 ARG. /

2.41 MAQUINA DE VIDRO

WINDOW LIFTER MECHANISM

T71837501 LEFT GLASS MECHANISM

MAQUINA VIDRO L.E.
007302
T71837501E



F1000 / F4000 / F12000 / F12000L / F14000 /
F14000HD /

T71837502 WINDOW LIFTER

MAQUINA VIDRO L.D.
007303



F1000 / F4000 / F12000L / F12000 / F14000HD /
F14000 /

2.42 MOLA

SPRING

2R0301338 SPRING

MOLA MENOR 1,25 X 7,8 X 43,20 RETIFICADA
011573



F350 C/SIMPLES / F4000 4X2 CUMMINS ELET 2.
8L 152CV TC DSL / F4000 4X4 CUMMINS ELET.

2RP253891 ENGINE BRAKE PISTON

MOLA PISTAO FREIO MOTOR
017946



815 / 2421 / 1722 / 1731 / 2622 / 2626 / 4031 /
2422 / 4331 / 1630 / 1622 / 2425 / 1422 / 4030 /

2SN607041 REAR BRAKE SHOE

MOLA SAPATA FREIO TRASEIRO
021128



1317 / 1417 / 1215CUM / F14000HD / F12000L /
1717 / 1721 / 1421 / 1521 / 1617 / 2421 / 1722 /

BF5X2W146AA SPRING

MOLA GRANDE PATIM FREIO
021152



815E / 816 / 712 /

BF8T7234A SPRING

MOLA MENOR 1,25 X 7,8 X 43,20
020135



F350 C/SIMPLES / F4000 4X2 CUMMINS ELET 2.
8L 152CV TC DSL / F4000 4X4 CUMMINS ELET.

TE3607033 BRAKE SHOE LOCK SPRING

MOLA TRAVA ROLETE SAPATA FREIO
005317




4432E 4X2 / 1317E 4X2 / 1517E 4X2 / 1717E 4X2
/ 2628E 6X4 / 2422E 6X2 / 2428E 6X2 / 1722E

2.43 O'RING

O'RING

2R0121437 O'RING WATER PUMP

O'RING VED. BB AGUA PEQ. MWM X 10
006579



F4000 MWM 4.3L TURBO / F12000L MWM X10 /
F14000HD MWM X10 / B1618 ONIBUS / B1621

85HU4K069B O'RING

O'RING 34,0 X 4,0 (COD.7451)
020767



1415CUM / 1317 / 1417 / 1215CUM / F14000HD /
F12000L / 1717 / 1721 / 1421 / 1521 / 1617 / 2421

T12130803A O'RING INJ. PUMP GASKET

O'RING VEDACAO BOMBA INJETORA
006580



B1618 ONIBUS / B1621 ONIBUS

WD8T1003STD SEAL RING

O'RING VEDACAO CAMISA MWM D 229
021137
WE8T1003STD



F14000HD / F12000L / F12000 /

2.44 PARACHOQUE

BUMPER

E5HT17756AWAP BUMPER - FORD CARGO

PARACHOQUE FORD CARGO

016576
E5HT17756AW
A



814/815(96...)/1419/1215 FNH/1415FNH/
2322/3530/3224/1422/1622/1722/1617/

2.45 PARAFUSO

SCREW

00181139 SCREW HEXAGONAL 5/

PARAF. SEXT. 5.8 X 40 C/ROSCA 7/16 UNC
021612



1415CUM/1417/1215CUM/1617/1722/1622/
1422/3224/3530/1217 CUMMINS/1417

390216S2 SCREW

PARAFUSO CARDA
022321



1415CUM/1417/1215CUM/F14000HD/
F12000L/F12000/F14000/1717/1617/

BF1X20070A SCREW ENGINE BRAKE

PARAF. SUPORTE FREIO MOTOR M8X16 (8,8)
021825
BF8T57651A
TE3109701



1415CUM/1317/1417/1215CUM/F14000HD/
F12000L/1717/1617/1722/1731/2622/2626

BF8T9K424A SCREW

PARAFUSO FIX. COL. ESCAPE
021647



1317 4X2/1717 4X2/1517 4X2/1719 4X2/
2632E 6X4/5032E 6X4/2932E 6X4/3133 6X4/

BF8T9K424B SCREW - M10X1.5X70

PARAF. FIX. COL. ESCAPE - M10X1.5X70
021608



815/1415CUM/1215CUM/1617/915/814/
815(96...)/712/1621 BR/1721 BR/1721

E7HT4N272AA SCREW

PARAFUSO CARDA
020298
75648



815/F14000HD/F12000L/1421/1521/1722/
1622/1422/915/3224/814/815(96...)/1721

F1HT4N272BA SCREW

PARAFUSO CARDA
020323



1722/1731/2622/2626/2631/4031/2422/
3222/4331/1630/1622/2425/4030/2630/

TAF299255 SCREW ENGINE BRAKE

PARAF. BORBOLETA FREIO MOTOR M6X16 (8.
021827
922903500314



815/F12000L/915/3224/814/815(96...)/
B1618 ONIBUS/B1621 ONIBUS/815S/

TJG521153 SCREW

PARAFUSO CARDA
007329



1415/1215/1217/1617/1622

2.46 PINO

PIN

1C453115AA STEERING KNUCKLE AXLE

PINO MANGA EIXO SIFCO - 33,00 X 169,3 (STD)
022099



815/915/815E/816/712/815S/815
MULTIUSO/814/815 11/2000=09/2002/

1C453115AA 10 STEERING KNUCKLE AXLE

PINO MANGA EIXO SIFCO - 33,10 X 169,3 (0,10)
022096



815/915/815E/816/712/815S/815
MULTIUSO/814/815 11/2000=09/2002/

1C453115AA 20 STEERING KNUCKLE AXLE

PINO MANGA EIXO SIFCO - 33,20 X 169,3 (0,20)
022089



815/915/815E/816/712/815S/815
MULTIUSO/814/815 11/2000=09/2002/

1C453115AA 30 STEERING KNUCKLE AXLE

PINO MANGA EIXO SIFCO - 33,30 X 169,3 (0,30)
022068



815/915/815E/816/712/815S/815
MULTIUSO/814/815 11/2000=09/2002/

2.46 PINO PIN

1C453115AA 40 STEERING KNUCKLE AXLE

PINO MANGA EIXO SIFCO - 33,40 X 169,3 (0,40)
022065



815 / 815S / 915 / 815E / 816 / 712 / 814/815 11 /
2000-09/2002 / 815 MULTIUSO /

2P0321143 PIN CUP

PINO COPO
011575



915 / 815E / 712 / 815S

2R0321143A GEARBOX PIN CUP

PINO COPO CX. CAMBIO
011595



F350 C/SIMPLES / F4000 4X2 CUMMINS ELET 2.
8L 152CV TC DSL / F4000 4X4 CUMMINS ELET.

2RD407687030 STEERING KNUCKLE AXLE

PINO MANGA EIXO - 28,95 X 181,5 (0,30)
007442



814

3344387 AXLE LOCK SPRING PIN

JOGO PINOS MOLAS TRAVA EIXO
023204
BH1X7K234AA
BF6X7234AA



815 / 915 / 814/815(96/...) / 815E / 815S / 815
MULTIUSO / 915 MULTIUSO

085215 STEERING KNUCKLE AXLE

PINO MANGA EIXO - 28,65 X 181,5 (STD)
023236



814/815 05/1996 A 09/2002

BF0X3115AA STEERING KNUCKLE AXLE

PINO MANGA EIXO MERITOR - 31,45 X 180,0 (0,
022133
BF0X3115AA01
0



814/815(96/...) /

BF0X3115AA020 STEERING KNUCKLE AXLE

PINO MANGA EIXO MERITOR - 31,55 X 180,0 (0,
022152



814/815(96/...) /

BF0X3115AASTD STEERING KNUCKLE AXLE

PINO MANGA EIXO MERITOR - 31,35 X 180,0
022063



814/815(96/...) /

BF5X3115A STEERING KNUCKLE AXLE

PINO MANGA EIXO - 28,65 X 181,5 (STD)
022129



814/815 05/1996 A 09/2002 /

BF5X3115A010 STEERING KNUCKLE AXLE

PINO MANGA EIXO - 28,75 X 181,5 (0,10)
022154



814/815(96/...) /

BF5X3115A020 STEERING KNUCKLE AXLE

PINO MANGA EIXO - 28,85 X 181,5 (0,20)
022150



814/815(96/...) /

BF5X3115A030 STEERING KNUCKLE AXLE

PINO MANGA EIXO - 28,95 X 181,5 (0,30)
022158



814 /

BF6X7235AA AXLE LOCK SPRING PIN

JOGO PINOS MOLAS TRAVA EIXO
020494
BH1X7K234AA
BF6X7234AA



815 / 915 / 814/815(96/...) / 815E / 815S / 815
MULTIUSO / 915 MULTIUSO /

BF8T7E218A GEARBOX PIN CUP

PINO COPO CX. CAMBIO
020131



F350 C/SIMPLES / F4000 4X2 CUMMINS ELET 2.
8L 152CV TC DSL / F4000 4X4 CUMMINS ELET.

BG6X7235BA PIN CUP

PINO COPO CX. CAMBIO
020133



915 / 815E / 712 / 815S / 815 MULTIUSO / 915
MULTIUSO /

D5AH3115BA STEERING KNUCKLE AXLE

PINO MANGA EIXO SIFCO - 45,55 X 264,0 (STD)
021922
D5HA3115BA



1415CUM / 1317 / 1215CUM / 1717 / 1721 / 1421 /
1521 / 1617 / 2421 / 1722 / 1731 / 2622 / 2626 /

D5HA3115BA 10 STEERING KNUCKLE AXLE

PINO MANGA EIXO SIFCO - 45,65 X 264,5 (0,10)
022079



1415CUM / 1317 / 1215CUM / 1717 / 1721 / 1421 /
1521 / 1617 / 2421 / 1722 / 1731 / 2622 / 2626 /

D5HA3115BA 20 STEERING KNUCKLE AXLE

PINO MANGA EIXO SIFCO - 45,75 X 264,5 (0,20)
022077



4432E 4X2 / 2628E 6X4 / 2428 6X2 / 2422 6X2 /
2628 6X4 / 3132 6X4 / 1717 4X2 / 1317E 4X2 /

D5HA3115BA 30 STEERING KNUCKLE AXLE

PINO MANGA EIXO SIFCO - 45,85 X 264,5 (0,30)
021990



1415CUM / 1317 / 1215CUM / 1717 / 1721 / 1421 /
1521 / 1617 / 2421 / 1722 / 1731 / 2622 / 2626 /

T11407687 STEERING KNUCKLE AXLE

PINO MANGA EIXO MERITOR - 40,80 X 233,0
010346



1215CUM / 1217 CUMMINS / 1316 CHILE / 1317

T11407687 10 STEERING KNUCKLE AXLE

PINO MANGA EIXO MERITOR - 40,90 X 233,0 (0,
019356



1215CUM / 1217 CUMMINS / 1316 CHILE / 1317

T11407687 20 STEERING KNUCKLE AXLE

PINO MANGA EIXO MERITOR - 41,00 X 233,0 (0,
019357



1317 / 1215CUM / 1217 CUMMINS / 1316 CHILE

T11407687 30 STEERING KNUCKLE AXLE

PINO MANGA EIXO MERITOR - 41,10 X 233,0 (0,
019358



1317 / 1215CUM / 1217 CUMMINS / 1316 CHILE

2.46 PINO PIN

TAAA7522A PIN
PINO ESFERICO GARFO EMBREAGEM
022316



815 / F14000HD / 915 / 814/815(96...)/ 815E / 712 / 815S / F4000 4BT CUMMINS TURBO 4BT /

TJG407687 STEERING KNUCKLE AXLE
PINO MANGA EIXO BRAS - 45,55 X 256,5 (STD)
022199



1415CUM / 1215CUM / 1617 / 1722 / 1731 / 1630 / 1622 / 1422 / 3224 / 3530 / 1217 CUMMINS / 1417

TJG407687010 STEERING KNUCKLE AXLE
PINO MANGA EIXO BRAS - 45,65 X 256,5 (0,10)
021985



1415CUM / 1215CUM / 1617 / 1722 / 1731 / 1630 / 1622 / 1422 / 3224 / 3530 / 1217 CUMMINS / 1417

TJG407687020 STEERING KNUCKLE AXLE
PINO MANGA EIXO BRAS - 45,75 X 256,5 (0,20)
022141



1415CUM / 1217 / 1215CUM / 1617 / 1722 / 1731 / 1630 / 1622 / 1422 / 1419 / 2322 / 3224 / 1415FNH

TJG407687030 STEERING KNUCKLE AXLE
PINO MANGA EIXO SIFCO - 45,85 X 256,5 (0,30)
022018



1415CUM / 1215CUM / 1617 / 1722 / 1731 / 1630 / 1622 / 1422 / 3224 / 3530 / 1217 CUMMINS / 1417

2.47 POLIA PULLEY

BF8T8W600A CRANK SHAFT PULLEY
POLIA VIRABREQUIM
014035



F350 C/DUPLA / F350 C/SIMPLES / F4000 4X2 CUMMINS MECANICO TDB 4CIL.

BG5X2884AA FAN BELT PULLEY
POLIA ESTIC. CORREIA
023582



815E / 816 / 1317E 4X2 / 1517E 4X2 / 1717E 4X2 / 2628E 6X4 / 2422E 6X2 / 2428E 6X2 / 1722E

2.48 PORCA NUT

2RR399181 NUT
PORCA HASTE ROSCA ESQ. CX CAMBIO
018032



1731 / 2622 / 2626 / 2631 / 4031 / 2422 / 4331 / 1630 / 2425 / 4030 / 2630 / 5031 / 2831 / 4432E

BF0X70057 NUT
PORCA HASTE ROSCA DIR. CX CAMBIO
020172
BF0X70093




1731 / 2622 / 2626 / 2631 / 4031 / 2422 / 4331 / 1630 / 2425 / 4030 / 2630 / 5031 / 2831 / 4432E

BF0X70098 NUT
PORCA HASTE ROSCA ESQ. CX CAMBIO
020199




1731 / 2622 / 2626 / 2631 / 4031 / 2422 / 4331 / 1630 / 2425 / 4030 / 2630 / 5031 / 2831 / 4432E

BF5X3A105A FRONT WHEEL CASTLE
PORCA CASTELO RODA DIANTEIRA
020192



815 / 915 / 814/815(96...)/ 815E / 816 / 712 / 815S /

BF8T6E209A TURBINE STUD NUT
PORCA PRISIONEIRO TURBINA
021636



815 / 1415CUM / 1317 / 1417 / 1215CUM / 1717 / 1421 / 1521 / 1617 / 2421 / 1722 / 1731 / 2622 /

BH1X33799AA COMPRESSOR FIXATION
PORCA FIX. COMPR. CLASSE 8 M12 X 1.75
021617



1617 / 1722 / 2622 / 2422 / 1622 / 3530 / 2322 /

N6200481S36 NUT
PORCA SEXT. LINHA METRICA CLASSE 8
022336



F14000HD / F12000L / F12000 /

NF386478AA LOCK NUT
PORCA SEXT. 1/4"
007644
386478S



CARGO 12T A 40T / CARGO 12T A 23T / CARGO 12T A 14T

2.48 PORCA

NUT

T11407759 NUT 5/8X18 UNF

PORCA PO 5/8X18 UNF
020265
TG5525869



TE3607473 NUT ZH CLASS 2B

PORCA SEXTAVADA ZH CLASSE 2B
004375



815 / 1415CUM / 1317 / 1417 / 1215CUM /
F14000HD / F12000L / F12000 / F14000 / 1521 /

TJG399181A NUT

PORCA HASTE ROSCA DIR. CX CAMBIO
018031
BF0X70093



1731 / 2622 / 2626 / 2631 / 4031 / 2422 / 4331 /
1630 / 2425 / 4030 / 2630 / 5031 / 2831 / 4432E

TN000223X1 LOCK NUT

PORCA SEXT. 1/4"
022294
386478S



UNIVERSAL TODOS VEICULOS /

U801630S2 SCREW NUT "V" SUSP. 6X4

PORCA PARAF. TIRANTE "V" SUSP.6X4
020319



2622 / 2626 / 2631 / 2422 / 2425 / 2630 / 5031 /
2831 / 2628E 6X4 / 2632E 6X4 / 5032E 6X4 /

2.49 PORTA-OBJETO

OBJECT HOLDER

85HBE23862AB STORAGE COMPARTMENT

PORTA OBJETOS PORTA L.D.
011958
85HBE23862AB
YSC



815 / 1417 / 1717 / 1721 / 1421 / 1521 / 1722 /
1731 / 2622 / 2626 / 2631 / 4031 / 3222 / 815S /

2.50 PRISIONEIRO DE ACO

STEEL STUD

BF8T390859A STUD M10 X 1,5 X 42

PRISIONEIRO ACO TURBINA
021625



814/815(96/...) / 815 / 915 / 815S / 712 / 2628E
6X4 / 2422E 6X2 / 2428E 6X2 / 1722E 4X2 /

WE5H1018STD EXHAUST MANIF. STUD - 10

PRIS. COLETOR ESCAPE - 10MM X 57MM
021631



F12000 MWM 229 / F14000HD MWM 229 /
F12000L MWM 229 /

2.51 PROTETOR

PROTECTOR

1C4513B175AB HEADLIGHT SHIELD R.H.

PROTETOR FAROL L.D.
015926



815 / 1717 / 1722 / 2622 / 2626 / 2631 / 3222 /
2425 / 2630 / 815S / 915 / 815E / 5031 / 2831 /

2.52 REPARO MANGA DE EIXO

KING PIN REPAIR KIT

1C453111A KING PIN KIT =SIFCO= 33,
REP. MANGA CPL. P/1LD.=SIFCO= 33,00X169,3
022097



815 / 915 / 815E / 816 / 712 / 815S / 815
MULTIUSO / 814/815 11/2000=09/2002 /

1C453111A 10 KING PIN KIT =SIFCO= 33,
REP. MANGA CPL. P/1LD.=SIFCO= 33,10X169,3
022061



815 / 915 / 815E / 816 / 712 / 815S / 815
MULTIUSO / 814/815 11/2000=09/2002 /

1C453111A 20 KING PIN KIT =SIFCO= 33,
REP. MANGA CPL. P/1LD.=SIFCO= 33,20X169,3
021595



815 / 915 / 815E / 816 / 712 / 815S / 815
MULTIUSO / 814/815 11/2000=09/2002 /

1C453111A 30 KING PIN KIT =SIFCO= 33,
REP. MANGA CPL. P/1LD.=SIFCO= 33,30X169,3
022038



815 / 915 / 815E / 816 / 712 / 815S / 815
MULTIUSO / 814/815 11/2000=09/2002 /

1C453111A 40 KING PIN KIT =SIFCO= 33,
REP. MANGA CPL. P/1LD.=SIFCO= 33,40X169,3
022040



815 / 915 / 815E / 816 / 712 / 815S / 815
MULTIUSO / 814/815 11/2000=09/2002 /

1C453111ACH 0 KING PIN KIT =SIFCO= 33,
REP. MANGA CPL. P/1LD.=SIFCO= 33,00 =STD=
022046



815 / 915 / 815E / 816 / 712 / 815S / 815
MULTIUSO / 814/815 11/2000=09/2002 /

1C453111ACH 10 KING PIN KIT =SIFCO= 33,
REP. MANGA CPL. P/1LD.=SIFCO= 33,10 =0,10=
022100



815 / 915 / 815E / 816 / 712 / 815S / 815
MULTIUSO / 814/815 11/2000=09/2002 /

1C453111ACH 20 KING PIN KIT =SIFCO= 33,
REP. MANGA CPL. P/1LD.=SIFCO= 33,20 =0,20=
022071



815 / 915 / 815E / 816 / 712 / 815S / 815
MULTIUSO / 814/815 11/2000=09/2002 /

1C453111ACH 30 KING PIN KIT =SIFCO= 33,
REP. MANGA CPL. P/1LD.=SIFCO= 33,30 =0,30=
022076



815 / 915 / 815E / 816 / 712 / 815S / 815
MULTIUSO / 814/815 11/2000=09/2002 /

1C453111ACH 40 KING PIN KIT =SIFCO= 33,
REP. MANGA CPL. P/1LD.=SIFCO= 33,40 =0,40=
022062



815 / 915 / 815E / 816 / 712 / 815S / 815
MULTIUSO / 814/815 11/2000=09/2002 /

2R0498629G 0 KING PIN KIT =SIFCO= 33,
REP. MANGA CPL. P/1LD.=SIFCO= 33,00X169,3
024044



1119 FORD CARGO

2R0498629G 10 KING PIN KIT =SIFCO= 33,
REP. MANGA CPL. P/1LD.=SIFCO= 33,10X169,3
024045



1119 FORD CARGO

2R0498629G 20 KING PIN KIT =SIFCO= 33,
REP. MANGA CPL. P/1LD.=SIFCO= 33,20X169,3
024046



1119 FORD CARGO

2R0498629G 30 KING PIN KIT =SIFCO= 33,
REP. MANGA CPL. P/1LD.=SIFCO= 33,30X169,3
024047



1119 FORD CARGO

2R0498629G 40 KING PIN KIT =SIFCO= 33,
REP. MANGA CPL. P/1LD.=SIFCO= 33,40X169,3
024048



1119 FORD CARGO

2R0498629GCH 0 KING PIN KIT =SIFCO= 33,
REP. MANGA CPL. P/1LD.=SIFCO= 33,00X169,3
024141



1119 FORD CARGO

2R0498629GCH 10 KING PIN KIT =SIFCO= 33,
REP. MANGA CPL. P/1LD.=SIFCO= 33,10X169,3
024142



1119 FORD CARGO

2R0498629GCH 20 KING PIN KIT =SIFCO= 33,
REP. MANGA CPL. P/1LD.=SIFCO= 33,20X169,3
024143



1119 FORD CARGO

2R0498629GCH 30 KING PIN KIT =SIFCO= 33,
REP. MANGA CPL. P/1LD.=SIFCO= 33,30X169,3
024144



1119 FORD CARGO

2R0498629GCH 40 KING PIN KIT =SIFCO= 33,
REP. MANGA CPL. P/1LD.=SIFCO= 33,40X169,3
024145



1119 FORD CARGO

2VC498629 10 KING PIN KIT =MERITOR=
REP. MANGA CPL. P/1LD.=MERITOR= 31,45MM
017695
BD2T3111 10



815 / 814

2VC498629 20 KING PIN KIT =MERITOR=
REP. MANGA CPL. P/1LD.=MERITOR= 31,55MM
017696



815 / 814

2VC498629 30 KING PIN KIT =MERITOR=
REP. MANGA CPL. P/1LD.=MERITOR= 31,65MM
017697



815 / 814

2VC498629CH 0 KING PIN KIT =MERITOR=
REP. MANGA CPL. P/1LD.=MERITOR= 31,35MM
019866



815 / 814

2.52 REPARO MANGA DE EIXO KING PIN REPAIR KIT

2VC498629CH 10 KING PIN KIT =MERITOR=
REP. MANGA CPL. P/1LD.=MERITOR= 31,45MM
019867



815 / 814

2VC498629CH 20 KING PIN KIT =MERITOR=
REP. MANGA CPL. P/1LD.=MERITOR= 31,55MM
019868



815 / 814

2VC498629CH 30 KING PIN KIT =MERITOR=
REP. MANGA CPL. P/1LD.=MERITOR= 31,65MM
019869



815 / 814

6007099062001 20 KING PIN KIT 28,85X181,5 =
REP. MANGA CPL. P/1LD.=BRAS= 28,85X181,5
021355




F4000 4BT CUMMINS TURBO 4BT / F4000 MWM
229 / F4000 MWM 4.3L TURBO / F4000 MWM NA /

6007099068008 KING PIN KIT =MERITOR=
REP. MANGA CPL. P/1LD.=MERITOR= 31,35MM
021320



F13000 / F11000 / F600/F13000 APOS 1972 ATE
1992

6007099068008 10 KING PIN KIT =MERITOR=
REP. MANGA CPL. P/1LD.=MERITOR= 31,45MM
021343
BD2T3111 10



F13000 / F11000 / F600/F13000 APOS 1972 ATE
1992

6007099068008 20 KING PIN KIT =MERITOR=
REP. MANGA CPL. P/1LD.=MERITOR= 31,55MM
024240



F13000 / F11000 / F600/F13000 APOS 1972 ATE
1992

6007099068008 30 KING PIN KIT =MERITOR=
REP. MANGA CPL. P/1LD.=MERITOR= 31,65MM
024241



F13000 / F11000 / F600/F13000 APOS 1972 ATE
1992

BD2T3111A KING PIN KINT MERITOR 31,
REP. MANGA CPL. P/1LDS.=MERITOR= 31,
020071



F600/F13000 APOS 1972 ATE 1992 /

BD2T3111A 10 KING PIN KIT =MERITOR=
REP. MANGA CPL. P/1LD.=MERITOR= 31,45MM
022614
BD2T3111 10



F600/F13000 APOS 1972 ATE 1992 /

BD2T3111A 20 KING PIN KIT =MERITOR=
REP. MANGA CPL. P/1LD.=MERITOR= 31,55MM
021342



F600/F13000 APOS 1972 ATE 1992 /

BD2T3111A 30 KING PIN KIT =MERITOR=
REP. MANGA CPL. P/1LD.=MERITOR= 31,65MM
021354



F600/F13000 APOS 1972 ATE 1992 /

BD2T3111ACH KING PIN REPAIR KIT
REP. MANGA CPL. P/1LD.=MERITOR= 31,35MM
024665



BD2T3111ACH 10 KING PIN REP. KIT
REP. MANGA CPL. P/1LD.=MERITOR= 31,45MM
024667



BD2T3111ACH 20 KING PIN KIT RH MERITOR
REP. MANGA CPL. P/1LD.=MERITOR= 31,55MM
024663



BD2T3111ACH 30 KING PIN KIT MERITOR 31,
REP. MANGA CPL. P/1LD.=MERITOR= 31,65MM
024666



BE9H3111A 0 AXLE REPAIR KIT
REP. MANGA CPL. P/1LD.=MERITOR= 40,80MM
022001
BF5X3111B 0



1215CUM / 1217 CUMMINS / 1215 FNH /
F14000HD / 1316 / 1316 CHILE / 1317 /

BE9H3111A 10 AXLE REPAIR KIT
REP. MANGA CPL. P/1LD.=MERITOR= 40,90MM
022035
BF5X3111B 10



1316 / 1215CUM / F14000HD / 1215 FNH / 1217
CUMMINS / 1316 CHILE / 1317 /

BE9H3111A 20 AXLE REPAIR KIT
REP. MANGA CPL. P/1LD.=MERITOR= 41,00MM
021970
BF5X3111B 20



1215CUM / F14000HD / 1215 FNH / 1217
CUMMINS / 1317 / 1316 CHILE / 1316 /

BE9H3111A 30 AXLE REPAIR KIT
REP. MANGA CPL. P/1LD.=MERITOR= 41,10MM
022168
BF5X3111B 30



1215CUM / F14000HD / 1215 FNH / 1217
CUMMINS / 1316 CHILE / 1317 / 1316 /

BE9H3111ACH 0 KING PIN KIT =MERITOR=
REP. MANGA CPL. P/1LD.=MERITOR= 40,
023757



1317 / 1215CUM / F14000HD / 1217 CUMMINS /
1316 CHILE / 1215 FNH / 1316 /

BE9H3111ACH 10 KING PIN KIT =MERITOR=
REP. MANGA CPL. P/1LD.=MERITOR= 40,
023748



1317 / 1215CUM / F14000HD / 1217 CUMMINS /
1316 CHILE / 1215 FNH / 1316 /

BE9H3111ACH 20 KING PIN KIT =MERITOR=
REP. MANGA CPL. P/1LD.=MERITOR= 41,00MM
023692
BF5X3111BCH
20



1317 / 1215CUM / F14000HD / 1217 CUMMINS /
1316 CHILE / 1215 FNH / 1316 /

BE9H3111ACH 30 KING PIN KIT =MERITOR=
REP. MANGA CPL. P/1LD.=MERITOR= 41,
023740



1317 / 1215CUM / F14000HD / 1217 CUMMINS /
1316 CHILE / 1215 FNH / 1316 /

2.52 REPARO MANGA DE EIXO

KING PIN REPAIR KIT

<p>BE9H3111B KING PIN KIT 45,55X256,5 =</p> <p>REP. MANGA CPL. P/1LD.=BRAS= 45,55X256,5 021327</p>  <p>1630 / 1622 / 1621 BR / 1621 / 1617 CARGO 23/ 01/91 A 05/11/2000 /</p>	<p>BE9H3111B 10 KING PIN KIT 45,65X256,5 =</p> <p>REP. MANGA CPL. P/1LD.=BRAS= 45,65X256,5 021316</p>  <p>1630 / 1622 / 1621 BR / 1621 / 1617 CARGO 23/ 01/91 A 05/11/2000 /</p>	<p>BE9H3111B 20 KING PIN KIT 45,75X256,5 =</p> <p>REP. MANGA CPL. P/1LD.=BRAS= 45,75X256,5 021308</p>  <p>1630 / 1622 / 1621 BR / 1621 / 1617 CARGO 23/ 01/91 A 05/11/2000 /</p>	<p>BE9H3111B 30 KING PIN KIT 45,85X256,5 =</p> <p>REP. MANGA CPL. P/1LD.=BRAS= 45,85X256,5 021330</p>  <p>1630 / 1622 / 1621 BR / 1621 / 1617 CARGO 23/ 01/91 A 05/11/2000 /</p>
<p>BE9H3111BCH KING PIN KIT 45,55X256,5 =</p> <p>REP. MANGA CPL. P/1LD.=BRAS= 45,55X256,5 022473</p>  <p>1630 / 1622 / 1621 BR / 1621 / 1617 CARGO 23/ 01/91 A 05/11/2000 /</p>	<p>BE9H3111BCH 10 KING PIN KIT 45,65X256,5 =</p> <p>REP. MANGA CPL. P/1LD.=BRAS= 45,65X256,5 022472</p>  <p>1630 / 1622 / 1621 BR / 1621 / 1617 CARGO 23/ 01/91 A 05/11/2000 /</p>	<p>BE9H3111BCH 20 KING PIN KIT 45,75X256,5 =</p> <p>REP. MANGA CPL. P/1LD.=BRAS= 45,75X256,5 022475</p>  <p>1630 / 1622 / 1621 BR / 1621 / 1617 CARGO 23/ 01/91 A 05/11/2000 /</p>	<p>BE9H3111BCH 30 KING PIN KIT 45,85X256,5 =</p> <p>REP. MANGA CPL. P/1LD.=BRAS= 45,85X256,5 022474</p>  <p>/ 1621 / 1630 / 1622 / 1621 BR / 1617 CARGO 23/ 01/91 A 05/11/2000</p>
<p>BF5T3111E KING PIN KIT 28,65X181,5 =</p> <p>REP. MANGA CPL. P/1LD.=BRAS= 28,65X181,5 021312</p>  <p>F4000 4BT CUMMINS TURBO 4BT / F4000 MWM 229 / F4000 MWM 4.3L TURBO / F4000 MWM NA /</p>	<p>BF5T3111E 10 KING PIN KIT 28,75X181,5 =</p> <p>REP. MANGA CPL. P/1LD.=BRAS= 28,75X181,5 021362</p>  <p>F4000 4BT CUMMINS TURBO 4BT / F4000 MWM 229 / F4000 MWM 4.3L TURBO / F4000 MWM NA /</p>	<p>BF5T3111E 30 KING PIN KIT 28,95X181,5 =</p> <p>REP. MANGA CPL. P/1LD.=BRAS= 28,95X181,5 021368</p>  <p>F4000 4BT CUMMINS TURBO 4BT / F4000 MWM 229 / F4000 MWM 4.3L TURBO / F4000 MWM NA /</p>	<p>BF5T3111ECH KING PIN KIT 28,65X181,5 =</p> <p>REP. MANGA CPL. P/1LD.=BRAS= 28,65X181,5 021373</p>  <p>F4000 4BT CUMMINS TURBO 4BT / F4000 MWM 229 / F4000 MWM 4.3L TURBO / F4000 MWM NA /</p>
<p>BF5T3111ECH 10 KING PIN KIT 28,75X181,5 =</p> <p>REP. MANGA CPL. P/1LD.=BRAS= 28,75X181,5 021383</p>  <p>F4000 4BT CUMMINS TURBO 4BT / F4000 MWM 229 / F4000 MWM 4.3L TURBO / F4000 MWM NA /</p>	<p>BF5T3111ECH 20 KING PIN KIT 28,85X181,5 =</p> <p>REP. MANGA CPL. P/1LD.=BRAS= 28,85X181,5 021446</p>  <p>F4000 4BT CUMMINS TURBO 4BT / F4000 MWM 229 / F4000 MWM 4.3L TURBO / F4000 MWM NA /</p>	<p>BF5T3111ECH 30 KING PIN KIT 28,95X181,5 =</p> <p>REP. MANGA CPL. P/1LD.=BRAS= 28,95X181,5 021380</p>  <p>F4000 4BT CUMMINS TURBO 4BT / F4000 MWM 229 / F4000 MWM 4.3L TURBO / F4000 MWM NA /</p>	<p>BF5X3111 KING PIN KIT SIFCO 2 SIDES</p> <p>REP. MANGA CPL. P/1LD.=SIFCO=45,55X264,5 021415 BF5X3111L BF5X3111G</p>  <p>1415CUM / 1317 / 1215CUM / 1717 / 1721 / 1421 / 1521 / 1617 / 2421 / 1722 / 1731 / 2622 / 2626 /</p>
<p>BF5X3111 10 KING PIN KIT COMPLETE</p> <p>REP. MANGA CPL. P/1LD.=SIFCO=45,65X264,5 021433 BF5X3111G 10</p>  <p>1415CUM / 1317 / 1215CUM / 1717 / 1721 / 1421 / 1521 / 1617 / 2421 / 1722 / 1731 / 2622 / 2626 /</p>	<p>BF5X3111 20 KING PIN KIT COMPLETE</p> <p>REP. MANGA CPL. P/1LD.=SIFCO=45,75X264,5 021435 BF5X3111G 20</p>  <p>1415CUM / 1317 / 1215CUM / 1717 / 1721 / 1421 / 1521 / 1617 / 2421 / 1722 / 1731 / 2622 / 2626 /</p>	<p>BF5X3111 30 KING PIN KIT COMPLETE</p> <p>REP. MANGA CPL. P/1LD.=SIFCO=45,85X264,5 021428 BF5X3111G 30</p>  <p>1415CUM / 1317 / 1215CUM / 1717 / 1721 / 1421 / 1521 / 1617 / 2421 / 1722 / 1731 / 2622 / 2626 /</p>	<p>BF5X3111GCH 0 KING PIN KIT SIFCO 2 SIDES</p> <p>REP. MANGA CPL. P/1LD.=SIFCO=45,55X264,5 022213 BF5X3111CH 0 BF5X3111LCH 0</p>  <p>1317 / 1215CUM / 1717 / 1617 / 2421 / 1722 / 1731 / 2622 / 2626 / 2631 / 4031 / 2422 / 4331 /</p>
<p>BF5X3111GCH 10 KING PIN KIT COMPLETE</p> <p>REP. MANGA CPL. P/1LD.=SIFCO=45,65X264,5 022208 BF5X3111CH 10 BF5X3111LCH 10</p>  <p>1317 / 1215CUM / 1717 / 1617 / 2421 / 1722 / 1731 / 2622 / 2626 / 2631 / 4031 / 2422 / 4331 /</p>	<p>BF5X3111GCH 20 KING PIN KIT COMPLETE</p> <p>REP. MANGA CPL. P/1LD.=SIFCO=45,75X264,5 022211 BF5X3111CH 20 BF5X3111LCH 20</p>  <p>1317 / 1215CUM / 1717 / 1617 / 2421 / 1722 / 1731 / 2622 / 2626 / 2631 / 4031 / 2422 / 4331 /</p>	<p>BF5X3111GCH 30 KING PIN KIT COMPLETE</p> <p>REP. MANGA CPL. P/1LD.=SIFCO=45,85X264,5 021954 BF5X3111LCH 30 BF5X3111CH 30</p>  <p>1317 / 1215CUM / 1717 / 1617 / 2421 / 1722 / 1731 / 2622 / 2626 / 2631 / 4031 / 2422 / 4331 /</p>	<p>T06498629 KING PIN KIT 28,65X181,5 =</p> <p>REP. MANGA CPL. P/1LD.=BRAS= 28,65X181,5 007857</p>  <p>814/815 05/1996=11/2000</p>

2.52 REPARO MANGA DE EIXO KING PIN REPAIR KIT

T06498629 10 KING PIN KIT 28,75X181,5 =
REP. MANGA CPL. P/1LD.=BRAS= 28,75X181,5
017698



814/815 05/1996=11/2000

T06498629 20 KING PIN KIT 28,85X181,5 =
REP. MANGA CPL. P/1LD.=BRAS= 28,85X181,5
017699



814/815 05/1996=11/2000

T06498629 30 KING PIN KIT 28,95X181,5 =
REP. MANGA CPL. P/1LD.=BRAS= 28,95X181,5
017700



814/815 05/1996=11/2000

T16498629BCH 0 KING PIN KIT 45,55X256,5 =
REP. MANGA CPL. P/1LD.=BRAS= 45,55X256,5
023344



1415CUM / 1617 / 1722 / 2622 / 2422 / 1622 /
1422 / 3224 / 4432E 4X2 / 2628E 6X4 / 3530 /

T16498629BCH 10 KING PIN KIT 45,65X256,5 =
REP. MANGA CPL. P/1LD.=BRAS= 45,65X256,5
023345



1415CUM / 1617 / 1722 / 2622 / 2422 / 1622 /
1422 / 3224 / 4432E 4X2 / 2628E 6X4 / 3530 /

T16498629BCH 20 KING PIN KIT 45,75X256,5 =
REP. MANGA CPL. P/1LD.=BRAS= 45,75X256,5
023346



1415CUM / 1617 / 1722 / 2622 / 2422 / 1622 /
1422 / 3224 / 4432E 4X2 / 2628E 6X4 / 3530 /

T16498629BCH 30 KING PIN KIT 45,85X256,5 =
REP. MANGA CPL. P/1LD.=BRAS= 45,85X256,5
023347



1415CUM / 1617 / 1722 / 2622 / 2422 / 1622 /
1422 / 3224 / 4432E 4X2 / 2628E 6X4 / 3530 /

2.53 RESERVATORIO CONTAINERS

0081172032 POWER STEERING OIL
RESERV. OLEO DIR. HIDRAULICA 113
025457



815 / 1317 / 1417 / F14000HD / F12000L / 1717 /
1721 / 1421 / 1521 / 1722 / 1731 / 2631 / 915 /

XC453531AA HIDRAULIC OIL CONTAINER
RESERV. OLEO HIDRAULICO
021645



815 / 1317 / 1417 / F14000HD / F12000L / 1717 /
1721 / 1421 / 1521 / 1722 / 1731 / 2631 / 915 /

2.54 RETENTOR RETAINER

2R031189 RETAINER
RETENTOR MORINGA CAMBIO ZF
018432



F4000 4X4 CUMMINS ELET.2.8L 152CV TC DSL /
F350 C/SIMPLES / F350 C/DUPLA / F4000 4X2

85HU4813A REAR FLANGE RETAINER
RETENTOR FLANGE TRAS. CX. 350V CARGO
020442



CARGO 1114 / CARGO 1117 / CARGO 1314 /
CARGO 1317 / CARGO 1313 / CARGO 1113 /

BF5X4676A AXLE EXIT RETAINER - 1
RET. EIXO SAIDA - 1§ DIFERENCIAL
022517
BG5X4676BA
BF0X4676BA



2622 / 2626 / 2631 / 2422 / 2425 / 2630 / 5031 /
2831 / 2628E 6X4 / 2622E 6X4 / 2632E 6X4 /

BF9T6701AA RETAINER
RETENTOR TRASEIRO VIRABREQUIM
022368
940788560014
03618982
WD5T2266023S
TD
WD8T1015STD



F250 C/DUPLA / F250 C/SIMPLES /

BFOX6701AA ENGINE FLYWHEEL
RETENTOR VOLANTE MOTOR CUMMINS
021657
4955566
4089342
BFOX6701AA
BF9X6701AA
BG6X6701AA
TRA103209



815 / 1415CUM / 1317 / 1417 / 1717 / 1721 / 1421 /
1521 / 1617 / 2421 / 1722 / 1731 / 2622 / 2626 /

BG3X4813AA RETAINER
RETENTOR TRAS. CX. CAMBIO RT CARGO
020561



4331 / 5031 / 2831 / 4432E 4X2 / 5032E 6X4 /
4532E/1832E / 2932E 6X4 / 6332E 6X4 / 2629

BG5X1010A RETAINER
RETENTOR TAMPA DISTRIBUCAO
020915
BG5X1010AA



815E / 816 / 1722E 4X2 / 2628E 6X4 / 2622E 6X4 /
2422E 6X2 / 2428E 6X2 / 1317E 4X2 / 1517E

BG5X4676AA ENTRANCE DIFFERENTIAL
RETENTOR EIXO ENTRADA DIFERENCIAL
020665
BF5X4676AA
BF0X4676AA
BFOX4676AA



2622 / 2626 / 2631 / 2422 / 2425 / 2630 / 5031 /
2831 / 2628E 6X4 / 2622E 6X4 / 2632E 6X4 /

2.54 RETENTOR RETAINER

E1HT1175AA REAR WHEEL RETAINER

RETENTOR CUBO RODA TRASEIRA
022520



1415CUM / 1317 / 1417 / 1215CUM / F14000HD / 1717 / 1721 / 1421 / 1521 / 1617 / 2421 / 1722 /

E5HT3125BA RETAINER KING PIN

RETENTOR ROLAMENTO MANGA EIXO
021965



4432E 4X2 / 1317E / 1517E / 1717E 4X2 / 2628E 6X4 / 2422E 6X2 / 2428E 6X2 / 1722E 4X2 /

E6HZ7288A SELECTOR AXLE

RETENTOR EIXO SELETOR
020464
85HU7288A



815 / 1415CUM / 1317 / 1417 / 1215CUM / 1717 / 1721 / 1421 / 1617 / 2421 / 1722 / 2422 / 3222 /

T16407641A FRONT WHEEL RETAINER

RETENTOR RODA DIANTEIRA
021952
E5HT1190DA



1417 / 1717 / 1421 / 1521 / 1722 / 1731 / 2631 / 5031 / 4432E 4X2 / 1722E 4X2 / 2628E 6X4 /

TE3311189A O RETAINER

RETENTOR MORINGA CAMBIO
007655



1419 / 1422 / 1617 / 1622 / 1722 / 2322 / 3224 / B1618 ONIBUS / B1621 ONIBUS / F12000 /

WF0F6700A FRONT VIRABR. RETAINER

RETENTOR DIANT. VIRABR. MWMX10
021633
904960640784



B1618 ONIBUS / B1621 ONIBUS / F12000 / F12000L / F14000HD / F4000 / F4000 MWM 4.3L

2.55 ROLAMENTO ROLLER BEARING

2RD398043 BEARING GEAR SHAFT

ROLAMENTO EIXO INTERM. CAMBIO
017736
T2D312049



815 / 1415CUM / 1317 / 1417 / 1215CUM / F14000HD / F12000L / F12000 / F14000 / F4000

2Z0105313 STEERING WHEEL ENGINE

ROLAMENTO VOLANTE MOTOR
007264



1415CUM / 1317 / 1417 / 1215CUM / F14000HD / F12000L / 1721 / 1421 / 1521 / 1617 / 2421 / 1722

BF0X3123AA KING PIN BEARING

ROLAMENTO MANGA EIXO
024595



BF5X3123A BEARING KING PIN VW

ROLAMENTO MANGA EIXO VW
022013



814/815(96/...)/

D1HA3123A2A BEARING

ROLAMENTO MANGA EIXO
021306



1317 / 1417 / 1717 / 1721 / 1421 / 1521 / 2421 / 1722 / 1731 / 2622 / 2626 / 2631 / 4031 / 2422 /

XC3Z3123AA BEARING

ROLAMENTO MANGA EIXO
022179
T75407393



815 / F12000L / 915 / 814/815(96/...) / 815E / 816 / 712 / 815S / F12000 / 815 MULTIUSO / 915

2.56 SEDE BALL SEATS

2RG109429A INTAKE MAN. BALL SEAT

SEDE VALV. ADM. MWM + 0,10
004005



F4000 MWM 229

2.57 SELO

SEALINGS

2RD103113C SEALING CYLINDER HEAD

SELO CABECOTE MOTOR MWM
005655
WE9T8052A



F14000HD / F12000L / B1618 ONIBUS / B1621 ONIBUS / F12000 / F4000 / F4000 MWM 4.3L

BG2T6052AA SEALING CYLINDER HEAD

SELO CABECOTE MOTOR MWM
020002
WE9T8052A



F14000HD / F12000L / B1618 ONIBUS / B1621 ONIBUS / F12000 / F4000 MWM 4.3L TURBO

2.58 SERVO EMBREAGEM

CLUTCH SERVO

9700511200 CLUTCH SERVO LONG

SERVO EMBR. CANECA LONGA =BASE
019385



2429 6X2 / 1722 4X2 / 2428 6X2 / 2422 6X2 / 2629 6X4 / 2628 6X4 / 2622 6X4 / 2623 6X4

9700511280 A CLUTCH SERVO 110M

SERVO EMBR. 110MM TIPO WABCO
013189



2622 / 2626 / 2631 / 4031 / 2422 / 4331 / 2425 / 4030 / 2630 / 5031 / 2831 / 4432E 4X2 / 1722E

9700511630 CLUTCH SERVO (NO

SERVO EMBR. S/ IND. DESGASTE
014801



2622 / 2626 / 2631 / 4031 / 2422 / 3222 / 4331 / 2425 / 4030 / 2630 / 3224 / 5031 / 2831 / 4432E

BC457K626AB CLUTCH SERVO LONG

SERVO EMBR. CANECA LONGA =BASE
022857



2429 6X2 / 1722 4X2 / 2428 6X2 / 2422 6X2 / 2629 6X4 / 2628 6X4 / 2622 6X4 / 2623 6X4 /

XC457K626AA A CLUTCH SERVO 110M

SERVO EMBR. 110MM TIPO WABCO
013192



2626 / 2631 / 4031 / 4331 / 2425 / 4030 / 2630 / 5031 / 2831 / 4432E 4X2 / 1722E 4X2 / 2628E

2.59 SUPORTE

BRACKET

2RP253863 ENGINE BRAKE BRACKET

SUPORTE FREIO MOTOR
017718



815 / 1415CUM / 1317 / 1417 / 1215CUM / F14000HD / F12000L / 1717 / 1617 / 915 / 814 /

2.60 TAMPA

COVER

2C459K163AA COVER FUEL TANK W/ KEY

TAMPA COMBUSTIVEL COM CHAVE
023250



815 / 1415CUM / 1317 / 1417 / 1215CUM / 1717 / 1421 / 1521 / 1617 / 2421 / 1722 / 1731 / 2622 /

3968355 CAP

TAMPA INSPECAO MOTOR CUMMINS
021686



815 / 1415CUM / 1317 / 1417 / 1215CUM / 1717 / 1421 / 1521 / 1617 / 2421 / 1722 / 1731 / 2622 /

961007860014 COVER INSPECTION

TAMPA INSPECAO
021690



B1618 ONIBUS / B1621 ONIBUS / F14000HD MWM X10 / F12000L MWM X10 / F4000 MWM 4.3L

T2D145407 RESERVOIR COVER

TAMPA RESERV. HIDR.
016262



815 / 1415CUM / 1317 / 1417 / 1215CUM / F14000HD / F12000L / 1717 / 1617 / 1722 / 1731 /

2.60 TAMPA COVER

XC459W030AA FUEL TANK COVER WITH

TAMPA TANQUE C/CHAVE

021877
XC359W030BA



1415CUM / 1215CUM / F14000HD / F12000L /
1421 / 1617 / 1722 / 1731 / 2622 / 2626 / 2631 /

2.61 TERMINAL TERMINALS

87HU7K046AAXD BALL SOCKET GEARSHIFT

TERMINAL 45MM ROSCA INT. M12 X 1,75 DIR.
022867



1415CUM / 1317 / 1417 / 1215CUM / 1717 / 1617 /
1722 / 2422 / 1622 / 1422 / 3224 / 1217 CUMMINS

87HU7K046AAXE BALL SOCKET GEARSHIFT

TERMINAL 45MM ROSCA INT. M12 X 1,75 ESQ.
022866



1415CUM / 1317 / 1417 / 1215CUM / 1717 / 1617 /
1722 / 2422 / 1622 / 1422 / 3224 / 1217 CUMMINS

BF8T3A130B TIE ROD END RH

TERMINAL DIRECAO L.D.
012150



F12000 / F14000 / F16000 /

2.62 TIRANTE PISTON RODS

XC457K046AA GEAR BOX ROD

TIRANTE TERMINAIS CAMBIO =COMPLETO=

022052
87HU7K046AA



2322 / 3224 / 1422 / 1622 / 1722 / 1617 /
1215CUM / 1217 CUMMINS / 1415CUM / 1417 /

2.63 TRAVA LOCKS

01925818 REAR HUB NUT LOCK

TRAVA ARANHA PORCA CUBO TRAS.

005374
88HU1224AA
BG4X1124AA



F7000 / F11000 / F600

88HU1124BA REAR WHEEL HUB

TRAVA ARANHA CUBO RODA TRAS. CARGO

020374



1417 / F14000HD / 1717 / 1421 / 1722 / 1731 /
2631 / 5031 / 4432E 4X2 / 1722E 4X2 / 2628E

BD2T1124A REAR WHEEL HUB LOCK

TRAVA ARANHA PORCA CUBO TRAS.

020361
88HU1224AA
BG4X1124AA



1113 / 1114 / 1117 /

BG1X1124AA REAR WHEEL HUB LOCK

TRAVA ARANHA CUBO RODA TRASEIRA

022730
BE0Y1224A



915 / 815S / 814 /

TJG501473 REAR WHEEL HUB LOCK

TRAVA ARANHA CUBO RODA TRASEIRA

005379



1415CUM / 1317 / 1417 / 1215CUM / 1717 / 1721 /
1421 / 1521 / 1617 / 2421 / 1722 / 1731 / 2622 /

XC455L382AB CABINE LOCK

TRANCA CABINA

022217
86HU5L382AA
83DB5L382AA
83DB5L382AB
XC455L382AA



815 / 1317 / 1717 / 1721 / 1421 / 1722 / 1731 /
2631 / 915 / 814/815(96/...) / 815E / 5031 / 816 /

2.64 TUBO

TUBE

85HU4394A TUBE 40X45,3X45,70

TUBO 40 X 45,3 X 45,70
023761



1317E 4X2 / 1517E 4X2 / 1717E 4X2 / 2422E 6X2 / 2428E 6X2 / 1722E 4X2 / 1421 / 1417 / 1716

922909011304 MW THREADED TUBE MWM

TUBO ROSCADO - MWM
003249



F4000 4BT CUMMINS TURBO 4BT

TAE121855 WATER ENTRANCE

JUNCAO ENTRADA D'AGUA
005722



B1618 ONIBUS / B1621 ONIBUS

TJG199379B TUBE ENGINE MOUNT

TUBO ESPACADOR COXIM MOTOR DIANT.
017524



4432E 4X2 / 2628E 6X4 / 2422E 6X2 / 2428E 6X2 / 1722E 4X2 / 2632E 6X4 / 2932E 6X4 / 5032E

2.65 TUBO INJETOR

INJECTOR TUBE

03873091 PIPE 4TH CYLINDER

4§ TUBO INJETOR CILINDRO
003918



F4000MWM / F12000 MWM 229 / F14000HD MWM 229 / F12000L MWM 229 / F4000 MWM 229

03873092 PIPE 5TH CYLINDER

5§ TUBO INJETOR CILINDRO
003917



F12000 MWM 229 / F14000HD MWM 229 / F12000L MWM 229 / F4000 MWM 229

TAE130303 PIPE 3RD CYLINDER

3§ TUBO INJETOR CILINDRO
003906



B1618 ONIBUS / B1621 ONIBUS

TJG130301 CYLINDER 1ST INJ. PIPE

1§ TUBO INJETOR CILINDRO
003936



1617 / 2322 / 3224 / 1422 / 1622 / 1722 / 2422 / 2622

TJG130302 2ND CYLINDER INJECTOR

2§ TUBO INJETOR CILINDRO
003937



1617 / 2322 / 3224 / 1422 / 1622 / 1722 / 2422 / 2622

TRA130301 CYLINDER 1ST INJ. PIPE

1§ TUBO INJETOR CILINDRO
003930



1415CUM / 1215CUM / 1617 / 1217 CUMMINS / 1417 CUMMINS

TRG130302 2ND CYLINDER INJECTOR

2§ TUBO INJETOR CILINDRO
003943



3530 / 2425 / 2626 / 1630 / 1731 / 4030 / 4031 / 2630 / 2631 / 1730 ARG. / 4331

2.66 VALVULA

VALVE

BG2X9N392AA SOLENOID VALVE =12V=

VALVULA SOLENOIDE PARADA MOTOR=12V=
021811



1731 / 2626 / 2631 / 4031 / 4331 / 1630 / 2425 / 4030 / 2630 / 5031 / 2831 / 1716 ARG. / 1730

2.67 VALVULA DIVERSAS

DIVERSE VALVE

E8HZ9A153A FUEL TANK BREATHING

VALVULA RESPIRO TANQUE COMB.

021864
87HU9A153AA
E5HT9A153AA
E8HT9A153AA



815 / 1415CUM / 1317 / 1417 / 1215CUM / F14000HD / F12000L / 1717 / 1617 / 1722 / 1731 /

TRG201035 FUEL TANK BREATHING

VALVULA RESPIRO TANQUE COMB.

005171
87HU9A153AA
E5HT9A153AA
E8HT9A153AA



TODOS OS MODELOS FORD

2.68 VALVULA SOLENOIDE SOLENOID VALVE

3354943 SOLENOID VALVE =12V=
VALVULA SOLENOIDE PARADA MOTOR=12V=
021766



1415CUM / 1215CUM / 1617 / 1722 / 1731 / 2622 /
2626 / 2631 / 4031 / 2422 / 3222 / 1630 / 1622 /

3921978 SOLENOID VALVE =12V=
VALVULA SOLENOIDE PARADA MOTOR=12V=
021743



1617 / 1722 / 1731 / 2622 / 2626 / 2422 / 1630 /
1622 / 2425 / 1422 / 3224 / 3530 / 2322 /

2.69 VARETA ROD

2C456750AA DIPSTICK 8.3 CARGO
VARETA NIVEL OLEO MOTOR 8.3 CARGO
012230
2C456750AB



1722 / 2622 / 2626 / 2631 / 2422 / 1622 / 2425 /
5031 / 2831 / 2632E 6X4 /

E5HT6750CE DIPSTICK
VARETA NIVEL OLEO MOTOR FASE 1
012227



1419 / 1113 / 1114 / 1415FNH /

XC3Z6750AA DIPSTICK PITBULL 5.9
VARETA NIVEL OLEO MOTOR PITBULL 5.9
012229



F12000 / F14000 / F16000 /

YC456750DA DIPSTICK 5.9 CARGO
VARETA NIVEL OLEO MOTOR 5.9 CARGO
012232
98HU6750BA



1415CUM / 1215CUM / 1421 / 1617 / 1621 BR /
1721 BR / 1217 CUMMINS / 1417 CUMMINS /


2.70 VEDADOR SEALINGS

03873015 ENGINE OIL PUMP SEALING
ANEL VEDACAO BOMBA OLEO MOTOR MWM
005501



F14000HD / F12000L / F12000 / F12000 MWM 229
/ F14000HD MWM 229 / F12000L MWM 229 /

T12130803 INJECT. PUMP SEALING
ANEL VED. B'BA INJ. EM LINHA MWM
005500



F14000HD / F12000L / F4000 MWM 4.3L TURBO /
B1618 ONIBUS / B1621 ONIBUS

TAE115107 SEALING RING OIL PUMP
ANEL VEDACAO BOMBA OLEO MWM X 10
005484



F14000HD / F12000L / F4000 MWM 4.3L TURBO /
F12000L MWM X10 / F14000HD MWM X10 /

TAE129321 PRESSURE REG. SEALING
ANEL VEDACAO REGULADOR PRESSAO
005513



F12000L MWM X10 / F14000HD MWM X10

TRA127967 SEALING RING FUEL FILTER
ANEL VEDACAO FILTRO COMBUSTIVEL
005492



1415CUM / 1215CUM / 1617 / 1722 / 1731 / 2622 /
2626 / 2631 / 4031 / 2422 / 1630 / 1622 / 2425 /

3.01 ABRACADEIRA

CLAMP

0019972590 CLAMP 51 X 64 - 2" X 2 1/2"

ABRAC. 51 X 64 - 2" X 2 1/2"
006586



3449977790 CLAMP 38 X 51 - 1 1/2" X 2"

ABRAC. 38 X 51 - 1 1/2" X 2"
006584



3449977890 CLAMP 57 X 76 - 2 1/2" X 3"

ABRAC. 57 X 76 - 2 1/2" X 3"
006587



3449979790 CLAMP 70 X 89 - 3" X 3 1/2"

ABRAC. 70 X 89 - 3" X 3 1/2"
006588



3449979890 CLAMP 89 X 108 - 3 1/2" X 4"

ABRAC. 89 X 108 - 3 1/2" X 4 1/4"
006589



3450700262 BRACKET FOR 3 INJECTION

ABRAC. 3 CANALETAS TUBO INJETOR
021425
3450700286
3450700267
3450700266



OM355 I / OM355 II / OM355 III / OM355 /

3509970090 STEEL CLAMP 9 X 13 MM

ABRACADEIRA ACO 9 X 13 MM
011041



4960780186 CLAMP =COMPLETE=

ABRAC. P/ 6 TUBOS INJ. =COMPLETA=
011040



4960780386 CLAMP =COMPLETE=

ABRAC. P/ 4 TUBOS =COMPLETA=
014343
3760700366
3450700366



3.02 ANEIS DIVERSOS

RING

0209974947 SEAL RING B10F 70X79X5,3

ANEL VEDACAO B10F - 70 X 79 X 5,3
025690



9793320080 KING PIN LOWER SEAL

ANEL VEDACAO INFERIOR MANGA EIXO MBB
025741



9793320180 KING PIN UPPER SEAL RING

ANEL VEDACAO SUPERIOR MANGA EIXO MBB
025740



3.03 ARRUELA

WASHER

7603014104 WASHER KIT MBB

KIT ARRUELA MBB
026683



9423322062 KING PIN PRESSURE

ARRUELA PRESSAO MANGA EIXO MBB 50MM
025640



9793320162 KING PIN PRESSURE

ARRUELA PRESSAO MANGA EIXO MBB
025738



A0003530162 SATELITE SUPPORT

ARRUELA ENC. SATEL. 14 A 16 TON. 2
020368



L1618 / L1620 / L1621 /

3.04 BATENTE

STOPPER

8961300504 PEDAL VALVE CUSHION

BATENTE BORRACHA VALVULA PEDAL
014398



L1113 / L1114 / L1214 / L1218 / L1313 / L1314 /
L1316 / L1317 / L1318 / L1414 / L1418 / L1418 E /

3.05 BICO REFRIGERACAO

NOZZLE COOLING

4071800684 PISTON NOZZLE COOLING

BICO REFRIG. PISTAO MOTOR MBB OM447
007673



OM429 LA MBTC USA / OM449A / OM449LA B2 /
OM449 LA /

3.06 BOMBA D'AGUA

WATER PUMP

3142000601 WATER PUMP MERCEDES

B'B D'AGUA MERCEDES OM 314 4CIL
007823
3142002901
3142000604
UB0608



L708 / 608 / L608 / L608D / L608E / L708D /
L708E / 608 D / 708 / 708 D/E /

3452000201 WATER PUMP ASSY OM-355

B'B D'AGUA MERCEDES OM 355 5/6CIL
022402



OH1419 / OH1517 / O355 / O364 / 2219 / 1924 /
1929 / 1519 /

3452000801 WATER PUMP ASSY OM-355

B'B D'AGUA MERCEDES OM 355 5/6CIL
022401



1932 / 1933 / 1934 /

3452007101 WATER PUMP ASSY OM-355

B'B D'AGUA MERCEDES OM 355 5/6CIL
007828
20033



OH1419 / O364 / 1517 / 2219 / 1519 /

3522003801 WATER PUMP (UB-313)

B'B D'AGUA MBB C/TAMPA OM 352 6CIL
007825
3522009401



OM352 /

3522003801 A WATER PUMP (UB-313)

B'B D'AGUA MERCEDES OM 352 6CIL
022399
3522009401 A
UB0314



OH1313 / OH1314 / OH1316 / O362 / 1514 /
LPO1113 / 2216 / 1516 / 1513 / 1313 / 1314 / 1316

3522005401 WATER PUMP MERCEDES

B'B D'AGUA MERCEDES OM 352 6CIL
007829
3522009601



OF1113 / OF1313 / OH1313 / OH1316 / O362 /
O364 / 1113 /

3522005401 A WATER PUMP MERCEDES

B'B D'AGUA MERCEDES OM 352 6CIL
022404
3522009601 A
UB0362



OF1113 / OF1313 / OH1313 / OH1316 / O362 /
O364 / 1113 /

3532000301 WATER PUMP MERCEDES

B'B D'AGUA MERCEDES OM 352/A 6CIL
007826
3532003701



OH1313 / OH1314 / OH1316 / O362 / 1514 /
LPO1113 / 2216 / 1516 / 1513 / 1313 / 1314 / 1316

3532000301 A WATER PUMP MERCEDES

B'B D'AGUA MERCEDES OM 352/A 6CIL
022400
3532003701 A
UB0316



OH1313 / OH1314 / OH1316 / O362 / 1514 /
LPO1113 / 2216 / 1516 / 1513 / 1313 / 1314 / 1316

3532001101 WATER PUMP MERCEDES

B'B D'AGUA MERCEDES OM 352/A 6CIL
022405



OF1113 / OF1313 / OH1313 / OH1316 / O362 /
O364 / 1113 /

3532001101 A WATER PUMP MERCEDES

B'B D'AGUA MERCEDES OM 352/A 6CIL
022406
UB0364



OF1113 / OF1313 / OH1313 / OH1316 / O362 /
O364 / 1113 /

3.06 BOMBA D'AGUA

WATER PUMP

3552001101 WATER PUMP ASSY OM-355

B'B D'AGUA MERCEDES OM 355 5/6CIL
022403
3522001501



OM355 / OM355 AFRICA /

3642000101 WATER PUMP MB 364/A/LA

B'B D'AGUA MERCEDES OM 364/A/LA 4CIL
007831
3642002001
UB0610



OF809 / OF812 / LO809 / 1214 / 712C / 914C /
LO812 / LO814 / 809 / 709 / 712E / 712 / O-500

3662000701 WATER PUMP OM-366. LA

B'B D'AGUA MERCEDES OM 366 E 366A 6CIL
022407
3662005901



OF1313 / OF1318 / 1214 / 1218 / 1414 / 1418 /
1714 / 1718 / 1721 / OF1317 / 1318 / 2314 /

3662000701 A WATER PUMP OM-366. LA

B'B D'AGUA MERCEDES OM 366A 6 CIL
022408
3662005901 A
UB0366



OF1313 / OF1318 / 1214 / 1218 / 1414 / 1418 /
1714 / 1718 / 1721 / OF1317 / 1318 / 2314 /

3662005601 A WATER PUMP OM-366. LA

B'B D'AGUA MERCEDES OM 366 6 CIL
022410
3762000701 A
3762000601 A
3762000501 A
3762000001 A



L1620 / OF1318 / OF1721 / OH1420 / OF1620 /
LK1620 /

3662006801 WATER PUMP OM-366. LA

B'B D'AGUA MERCEDES OM 366LA 6CIL
007834
3762000901



L1218 / L1418 / L1620 / O371 UL / 1418 / 1418K /
1718K / OF1620 / 1720 / LK1620 / 1723 / 1720K /

3662006801 A WATER PUMP OM-366. LA

B'B D'AGUA MERCEDES OM 366LA -INTERC.
022409
3762000901 A
UB0368



L1218 / L1418 / L1620 / O371 UL / 1418 / 1418K /
1718K / OF1620 / 1720 / LK1620 / 1723 / 1720K /

3762000501 WATER PUMP L-1620 OM-

B'B D'AGUA MERCEDES OM 366LA ECOLOGIC
007833
3762000701
3762000601
3762000001
3662005601



L1620 / OF1318 / OF1721 / OH1420 / OF1620 /
LK1620 /

4572000101 WATER PUMP OM-447/449

B'B D'AGUA MERCEDES OM 447A/LA
022411
4572007001
4572004701



L1625 / L1938 / L2325 / L2638 / LK2325 / LK2635 /
LS1625 / LS1630 / LS1632 / LS1633 / LS1634 /

4572000201 WATER PUMP OM-447/449

B'B D'AGUA MERCEDES OM 447A/LA
022412



O400 UPA / L2638 / LK2638 / LS1938 / LS2638 /
L1938 / O500 RS 1636 / O500 RSD 2036 / O500

4602000001 WATER PUMP OM-447/449

B'B D'AGUA MERCEDES OM 457LA/OM 460
022413



1938S / 1944S /

4752000201 WATER PUMP OM-447/449

B'B D'AGUA MERCEDES OM 447A/LA
007832
4752000101
4752000001



L1625 / L1938 / L2325 / L2638 / LK2325 /
LK2635 / LK2638 / LS1625 / LS1630 / LS1632 /

9042002501 WATER PUMP

B'B D'AGUA O904/0906
007974
9042003201
9042002201
9042000701
9042000201



L1218 / L1418 / 712C / 914C / 1318 / L1622 /
OF1418 / OF1722 / ATEGO1418 / ATEGO1718 /

9062005701 WATER PUMP OM 926LA - 6

B'B D'AGUA MERCEDES OM 926LA - 6CIL
022414
9062004801
9062004201



OF1115 / OF1721 / OF1722 / OF1730 / O500 R /
O500 U / OH1418 / OH1518 / OH1621 / AXOR2825

3.07 BOMBA ESGUICHO

WINDSHIELD WIPER PUMP

3508697021 WINDSHIELD WASHER

BOMBA ESGUICHO PARABRISA
014236



3.08 BOMBA MANUAL HAND PUMP

0000900050 MANUAL PUMP

BOMBA MANUAL
025148



3.09 BUCHAS DIVERSAS BUSHING ALL TYPE

3522680335 GEAR LEVER TOWN

BUCHA TORRE ALVAV. CAMBIO
015070



OF1724 /

A0002671250 FORK BUSHING

BUCHA GARFO SELETOR TRAMBUL. ACCELO
020499



ACCELO1016 / ACCELO815 / ACCELO915C /
L1621 / L2418 /

3.10 CALCO SHIM

4420110259 CYLINDER LINER SHIM 0,

CALCO CAMISA 0,30 MM
026952



4420110259 A CYLINDER LINER SHIM 0,10

CALCO CAMISA 0,10 MM - OM447
027340



4420110259 B CYLINDER LINER SHIM 0,15

CALCO CAMISA 0,15 MM - OM447
027341



4420110259 C CYLINDER LINER SHIM 0,

CALCO CAMISA 0,20 MM - OM447
027342



4420110259 D CYLINDER LINER SHIM 0,

CALCO CAMISA 0,25 MM - OM447
027343



4420110259 E CYLINDER LINER SHIM 0,

CALCO CAMISA 0,40 MM - OM447
027344



4420110259 F CYLINDER LINER SHIM 0,

CALCO CAMISA 0,50 MM - OM447
027345



3.11 CASTANHA CLAMP

3894020068 TRAILER REAR BRAKET

CASTANHA TRAS. 110/1/2/3 E CARRETAS
025088



3.12 CILINDRO CYLINDER

001295906 CLUTCH MASTER
CIL. MESTRE EMBREAGEM L1929/35/38/41/
012523



L1938 / L709 / L912 / L812 / L1935 / L1941 /
L1929 / LK1929 /

0001312802 COMPRESSOR CYLINDER
CIL. COMPRESSOR 355 =90MM=
022544



L1519 / L1520 / L2219 / L2220 / LK1519 / LK1520
/ LK2219 / LK2220 / LS1519 / LS1520 / LS1524 /

0001313402 COMPRESSOR CYLINDER
CIL. COMPR. LK15 (VW) (MF0641)
023452



L1218 / L1414 / L1418 / L1418 E / L1614 / L1618 /
L1620 / L2314 / L2318 / LK1214 / LK1418 /

0014321005 CLUTCH CYLINDER MBB (NO
CARCACA CIL.LONGO SERVO EMBR.MBB S/
022954



LS1935 / LS1941 / O371 RS / O371 RSD / O371
RSE / O371 RSL / O400 / O400 RS / O400 RSD /

0022950206 CLUTCH MASTER
CIL. MESTRE EMBREAGEM =AXOR ROSCA
017551



AXOR1835 LS / AXOR1840 LS / AXOR1843 LS /
AXOR2335 LS / AXOR2540 LS / AXOR2543 LS /

0022950806 CLUTCH MASTER
CIL. MESTRE EMBREAGEM ATEGO =MBB=
017903



ATEGO1418 / ATEGO1718 / ATEGO1725 /
ATEGO2425 / ATEGO1728 / ATEGO2428 /

0022951607 CLUTCH CYLINDER ACCELO
CIL.ACION.EMBR.ACCELO 712/715
024356



ACCELO715C / 712 /

0022959106 CLUTCH MASTER
CIL. MESTRE EMBREAGEM =MBB= AXOR
017902
0012959106



L1620 / ATEGO1315 / ATEGO1418 / ATEGO1518
/ ATEGO1419 / AXOR /

2B510014 COMPRESSOR LINER LK15
CIL. COMPR. LK15 (VW) (MF0641)
011538




L1218 / L1414 / L1418 / L1418 E / L1618 / L1620 /
L2314 / L2318 / LK1214 / LK1418 / LK1618 /

3452957006 CLUTCH MASTER
CIL. MESTRE EMBREAGEM 370/371/OF1318
012517
RCCE00238



3842957006 CLUTCH MASTER
CIL. MESTRE EMBREAGEM 371/OH1419/1420
012516



L1214 / L1418 / L1618 / L1620 / LK1618 / O371 /
OH1419 / OH1420 /

3862957007 CLUTCH MASTER
CIL. MESTRE EMBREAGEM L/LK/LS1621
012524



L1618 / L1620 / L1621 /

3882957006 CLUTCH MASTER
CIL. MESTRE EMBREAGEM L/LS/LK1929/35/41
012525



LK1935 / LK1941 / LS1929 / LS1935 / LS1941 /
L1935 / L1941 / L1929 / LK1929 /

4110345704 COMPRESSOR CYLINDER
CILINDRO COMPRESSOR 355 =90MM=
011529



L1519 / L1520 / L2219 / L2220 / LK1520 / LK2219
/ LK2220 / LS1519 / LS1520 / LS1524 / LS1525 /

4213051210 BRAKE BOOSTER
CIL. AMPLIFICADOR FREIO =MBB ANTIGO 1113/
016612
3644317014



L1113 / L1313 / L1316 / L1318 / L1513 / L1514 /
L1516 / L1517 / L1519 / L2013 / L2216 / L2219 /

0004313414 BRAKE BOOSTER
CIL. AMPLIFICADOR FREIO =MBB ANTIGO 1113/
022568
3644317014



L1113 / L1313 / L1316 / L1318 / L1513 / L1514 /
L1516 / L1517 / L1519 / L2013 / L2216 / L2219 /

0000721512 ENGINE BRAKE CYLINDER
CILINDRO ACIONAMENTO ACELERADOR MBB
009598



L1513 / L1514 / L1516 / L1519 / L1614 / L1618 /
L1620 / L1621 / LK1513 / LK1514 / LK1516 /

9709030104 CLUTCH SERVO HOUSING
CIL. LONGO SERVO EMBR. S/INDIC.
006457



L1620 / L1622 / L2325 / L2635 / L2638 / LK2325 /
LK2638 / LS1625 / LS1630 / LS1632 / LS1634 /

9792950006A CLUTCH CYLINDER MBB
CIL. EMBR. MBB-915/1016
024835
9792950006



915 / ATEGO1016 /

9792950106 CLUTCH CYLINDER MBB-LO
CIL. EMBR. MBB-LO 815/LO 916
024836



LO916 / LO815 /

A3842950006 CLUTCH MASTER
CIL. MESTRE EMBREAGEM MBB
018810
3842950006



OF1721 / OH1518 / OH1621 L / OF1418 / OF1722 /
O500 / O500 R / O500 U / OF1417 / OF1218 / O500

A9452642127 GEARBOX CHANGING
CILINDRO COMANDO CX CAMBIO
025273
9452642127



AXOR TODOS C/CAMBIO G210/211/240/260/280 /

B98139 LK38 ADAPTED LINER
CIL. COMPR. ADAPTACAO LK38
011539



L1519 / L1520 / L2219 / L2220 / LK1520 / LK2219
/ LK2220 / LS1519 / LS1520 / LS1524 / LS1525 /

C64110 COMPRESSOR CYLINDER
CIL. COMPR. LK39 (REGULADOR 88MM)
011535



L1519 / L1520 / L2219 / L2220 / LK1520 / LK2219
/ LK2220 / LS1519 / LS1520 / LS1524 / LS1525 /

3.12 CILINDRO CYLINDER

KN28031B1 CLUTCH CYLINDER ACCELO

CIL.ACION.EMBR.ACCELO 712 /715
024357



712 / ACCELO715C

RCCE00122 CLUTCH MASTER CYL

CIL. MESTRE EMBR.L1929/35/38/41/LS1625/30/
025422



L709 / L812 / L912 / L1929 / L1935 / L1938 /
L1941 / LK1929

RCCE00319 CLUTCH MASTER CYL. L/LK/

CIL. MESTRE EMBREAGEM L/LK/LS1621
026379



L1618 / L1620 / L1621

RCCE00335 CLUTCH MASTER CLY. 371/

CIL. MESTRE EMBR. 371/OH1419/1420
026095



L1214 / L1418 / L1618 / L1620 / LK1618 / O371 /
OH1419 / OH1420

RCCE00361 CLUTCH MASTER CLY. L/LS/

CIL. MESTRE EMBREAGEM L/LS/LK1929/35/41
026392



LK1935 / LK1941 / LS1929 / LS1935 / LS1941 /
L1935 / L1941 / L1929 / LK1929

3.13 ESPELHO RETROVISOR REAR VIEW MIRROR

9438110307 REAR VIEW MIRROR LH

ESPELHO RETROV. MBB L.E. ACTROS
025545



9438110407 REAR VIEW MIRROR RH

ESPELHO RETROV. MBB L.D. ACTROS
025544



3.14 FAROL HEAD LAMP

9408200056 FOG LAMP LH AXOR

FAROL AUXILIAR L.E.=AXOR=
025533



9408200156 FOG LAMP RH AXOR

FAROL AUXILIAR L.D.=AXOR=
025534



9408200161 HEAD LAMP LR AXOR

FAROL PRINCIPAL L.E.=AXOR=
025532



9408200261 HEAD LAMP RH AXOR

FAROL PRINCIPAL L.D.=AXOR=
025531



9438201461 HEADLAMP LH ACTROS

FAROL PRINCIPAL L.E. ACTROS(2009-2015)
025541



3.15 FILTRO

FILTER

3640947004 SECURITY ELEMENT F/K11

ELEMENTO SEGURANCA F/K11
006566



3.16 FLEXIVEL

FLEXIBLE

3092950035 CLUTCH PEDAL FLEXIBLE

FLEXIVEL PEDAL EMBREAGEM
027007



3.17 HELICE

FAN

2TB121303 O FAN WHEEL =8 BLADES=

HELICE CUMMINS =8 PAS PLAST=
006014



OF1722 / OM906 / OM924 LA

3.18 INSERTO

INSERT

1131161 APU VALVE MOUNT

INSERTO VALVULA APU =KNORR=
013078



L1218 / L1414 / L1418 / L1418 E / L1618 / L1620 /
LK1214 / LK1414 / LK1618 / LS1625 / LS1935 /

3.19 LANTERNA

LANTERN

9408200321 FRONT LIGHT W/ SOCKET

LANTERNA DIANT. C/SOQUETE L.E. MBB
025773



9408200421 TURN SIGNAL LIGHT W/

LANTERNA DIANT. C/SOQUETE L.D. MBB
025543



3.20 MANCAL DE EMBREAGEM

CLUTCH BEARING

0012500615 BEARING CLUTCH

MANCAL EMBREAGEM MERCEDES
019164
3388 S
1378 R



2638S / AXOR3344 / AXOR4144 / AXOR3341 /
AXOR4141 / AXOR2640 / AXOR2644 / AXOR3340

0012500615 P CLUTCH BEARING

MANCAL EMBREAGEM MERCEDES
022494
3388 P
1378 P



2638S / 1935 / 1941 / 1936 / 2625 / 2635 /
AXOR4144 / AXOR3341 / AXOR4141 / AXOR3340

0012500815 BEARING CLUTCH

MANCAL EMBREAGEM MERCEDES
019141
0002509515
3326 S
1326 R



LO812 / LO814 / 809 / 608 / 709 / LO610 / LO914 /
812 / 912 / 914 / LO712 / 609 / LN710 / LO715 /

0012502215 CLUTCH BEARING IVECO /

MANCAL EMBREAGEM MERCEDES
019155
125807 E
3325 S
1320 R



OF1113 / OF1721 / OH1318 / OH1418 / OH1420 /
OH1421 L / OH1621 L / 1218 / 1418 / 1721 /

0012509215 CLUTCH BEARING FOR

MANCAL EMBREAGEM MERCEDES
019169
0022503215
125653 I
3346 S
3345 S
1321 R



O400 RSD / O371 RS / O371 RSD / O371 RSL /
O400 UP / OH1635 L / OH1636 L / O400 SER /

0022504115 P BEARING CLUTCH

MANCAL EMBREAGEM MERCEDES
022493
0022506715 P
0022504715 P
125634 P
10203 P
3377 P
1356 P



O400 RSD / O500 R / 1938S / 1944S / 1634 / 2038 /
1938 / 1944 / O500 RSD / 2726 / AXOR1933 /

0022504615 CLUTCH BEARING

MANCAL EMBREAGEM MERCEDES
019019
3812500415
0012509315
0002504615
3324 S
1305 R



1117 / 1118 / 1518 / 1218 / 1418 / 1314 / 1318 /
1214 / 1414 / 1614 / 1618 / 2314 / 2218 / 2418 /

0022506315 CLUTCH BEARING M. BENZ

MANCAL EMBREAGEM 0-500 MERCEDES
022771
3390



0002506415 CLUTCH BEARING

MANCAL EMBREAGEM MBB
024774
3327



3082507215 CLUTCH BEARING

MANCAL EMBREAGEM MERCEDES
019016
3082507015
0002504015
0002503715
0002503115
0002501705
3310 S



OF1114 / OF1314 / OH1316 / O362 / O364 / 1518 /
1514 / 608 / 2216 / 1516 / L608D / L708D / 1513 /

3212500515 CLUTCH BEARING

MANCAL EMBREAGEM MERCEDES =ALTO=
019028
3522500115
3402500215
3358 S
1300 R
3522500515



OF1113 / OF1313 / OF1114 / OF1314 / OH1313 /
OH1314 / OH1316 / O362 / O364 / 1518 / 1514 /

3212501315 CLUTCH BEARING

MANCAL EMBREAGEM MERCEDES =BAIXO=
019031
3452500215
1312 R



OF1113 / OF1313 / OF1114 / OF1314 / OH1313 /
OH1314 / OH1316 / O362 / O364 / O365 / 1518 /

3.21 MANGUEIRA SILICONE

SILICON HOSE

3845011382 RED INTERCOOLER HOSE

MANGUEIRA INTERCOOLER C/6 ANEIS =
014979



1721 / 1720 / 1722 / 1726 /

3845011482 INTERCOOLER HOSE

MANGUEIRA INTERCOOLER C/6 ANEIS =
017360



OF1318 / OF1115 / OF1218 / OF1319 /

3845289182 INTERCOOLER HOSE

MANG. RAD. AR C/5 ANEIS =SILIC.VERM=
007964
6965007375
6845011082



OF1721 / 1938S / 1620 / 1720 / 1723S / 1726S /
1723K /

6695280182 INTERCOOLER HOSE (W/4

MANGUEIRA INTERCOOLER C/4 ANEIS =
016125
0020947582



LO814ELETRONICO / LO914ELETRONICO /

3.21 MANGUEIRA SILICONE

SILICON HOSE

6695280282 INTERCOOLER HOSE (W/ 4

MANGUEIRA INTERCOOLER C/4 ANEIS =
017358



TODOS MODELOS /

6965007175 INTERCOOLER HOSE

MANG. RAD. AR C/5 ANEIS =SILIC.PRETA=
017359



L1218 / L1318 / L1418 / L1620 / 1718 / 1721 /
1721S / LO812 / L2638 / LK2638 / LS1938 /

9585013582

MANG. INTERCOOLER MBB ATEGO/AXOR

027043
0005016182
A9585013582
A0005016182



3.22 MANOPLA

KNOB

9432601509 GEARSHIFT KNOB ACTROS/

MANOPLA CAMBIO ACTROS/AXOR
020851



2035S / 2040S / 2044S / 1933 / 2625 / 2533 /

3.23 MOLDURA

FRAME

9408850922 HEAD LAMP FRAME LH

MOLDURA FAROL L.E. AXOR
025809



3.24 O'RING

O'RING

A0239970248 O'RING

O'RING 34,0 X 4,0 (COD.7451)
020766



746 CAMINHAO /

3.25 PINO

PIN

3212670025 GEAR LINK PIN SET

JOGO PINO TRAMBULADOR CAMBIO
010615



O364 / O365 / OH1315 / OH1316 / OH1419 /
OH1420 / OHL1420 /

3.26 POLIA

PULLEY

3431557215 ALTERNATOR PULLEY

POLIA ALTERNADOR (1 CANAL.) OM 366/FPN
014051



OM366 / OM366G / OM364LA / OM366 LA /

4572020310 WATER PUMP PULLEY

POLIA B'B D'AGUA OM457
014054



OM460LA /

3.27 PORCA

NUT

19906651 TURBO CHARGER NUT

PORCA PRISIONEIRO TURBINA
026678



0009941845 CLIP NUT 112/113

PORCA CLIP ASSOALHO
006583



A0039909250 NUT 5/8X18 UNF

PORCA PO 5/8X18 UNF ATEGO
020264



L1618 / L1620 / L1621 / ATEGO1729 /
ATEGO1726 /

3.28 REPARO BOMBA D'AGUA

WATER PUMP REPAIR KIT

3142000601K REPAIR WATER PUMP

REP. B'B D'AGUA MERCEDES

019060
3525860420
3525860220
3522000560
UR0698



L608 / 608 D / 708 D/E / LO608 /

3452000201X REPAIR WATER PUMP

REP. B'B D'AGUA MERCEDES

019096
3552000704
UR1358



OH1419 / OH1517 / O355 / O364 / 2219 / 1924 /
1929 / 1519 /

3522001004 WATER PUMP REPAIR KIT

REP. B'B D'AGUA OM352 COMPL.C/

009506
3522001304
UR1315



OH1313 / OH1314 / OH1316 / O362 / 1514 /
LPO1113 / 2216 / 1516 / 1513 / 1313 / 1314 / 1316

3552000804 REPAIR WATER PUMP

REP. B'B D'AGUA MERCEDES

019090
UR1359



1932 / 1933 / 1934 /

3555860220 REPAIR WATER PUMP

REP. B'B D'AGUA MERCEDES

019084
UR1356



OH1419 / O364 / 1517 / 2219 / 1519 /

3642000204 REPAIR WATER PUMP

REP. B'B D'AGUA MERCEDES

019076
UR0709



OF809 / OF812 / LO809 / 1214 / LO812 / LO814 /
809 / 709 / 712 / 1114 / 710 / 812 / 912 / 914 /

3662000401 REPAIR WATER PUMP

REP. B'B D'AGUA MERCEDES

007827
UR1364



OF1113 / OF1313 / OF1318 / OH1313 / OH1316 /
1214 / 1218 / 1414 / 1418 / 1714 / 1718 / 1721 /

3762000204 REPAIR WATER PUMP

REP. B'B D'AGUA MERCEDES

019080
UR1313



OH1313 / OH1314 / OH1316 / O362 / 1518 / 1514 /
608 / LPO1113 / 2216 / 1516 / 1513 / 1313 / 1314 /



3.28 REPARO BOMBA D'AGUA
WATER PUMP REPAIR KIT

3762000304 REPAIR WATER PUMP
REP. B'B D'AGUA MERCEDES
019102
UR1372

L1620 / OF1318 / OF1721 / OH1420 / OF1620 / LK1620 /

3762000804 REPAIR WATER PUMP
REP. B'B D'AGUA MERCEDES
019098
UR1371

L1218 / L1418 / L1620 / O371 UL / 1418 / 1418K / 1718K / OF1620 / 1720 / LK1620 / 1723 / 1720K /

4572000004 REPAIR WATER PUMP
REP. B'B D'AGUA MERCEDES
019113
UR1374

1938 / 1938S / 1938LS / 1944S / L2638 / LK2638 / LS2638 /

4572000005 REPAIR WATER PUMP
REP. B'B D'AGUA MERCEDES
019115
UR1377

1938S / 1944S /

9042001901 REPAIR WATER PUMP
REP. B'B D'AGUA MERCEDES
019116
UR1375

L1218 / L1318 / L1418 / L1618 / L1620 / OF1721 / OH1418 / OH1518 / 1218 / 1418 / 1718 / 914C /

9062000204 REPAIR WATER PUMP
REP. B'B D'AGUA MERCEDES
019120
UR1376

1215C / AXOR1933 / AXOR2533 / AXOR2825 / AXOR2826 / AXOR2828 / AXOR2831 / O500 M /

3.29 REPARO MANGA DE EIXO
KING PIN REPAIR KIT

3503300019 KING PIN ONE SIDE MBB
REP. MANGA MBB 51MM (STD)
025714

1924 / 1929 / 1930 / 1932 / 1933 / 1935 / 1941 /

3503300019 10 KING PIN ONE SIDE MBB
REP. MANGA MBB 51MM (0,10)
025715

1924 / 1929 / 1930 / 1932 / 1933 / 1935 / 1941 /

3503300019 20 KING PIN ONE SIDE 51MM (0,20)
REP. MANGA MBB 51MM (0,20)
025716

1924 // 1929 / 1930 / 1932 / 1933 / 1935 / 1941

3503300019 30 KING PIN MBB 51MM(0,30)
REP. MANGA MBB 51MM (0,30)
025717

/ 1924 / 1929 / 1930 / 1932 / 1933 / 1935 / 1941

3643300019 KING PIN SET REP. KIT
REP. MANGA MBB 50MM (STD)
025731

O370 / O371 / O371 R / O371 RS / O400 /

3643300019 10 KING PIN ONE SIDE MBB
REP. MANGA MBB 50MM (0,10)
025732

/ O370 / O371 / O371 R / O371 RS / O400

3643300019 20 KING PIN ONE SIDE MBB
REP. MANGA MBB 50MM (0,20)
025733

/ O370 / O371 / O371 R / O371 RS / O400

3643300019 30 KING PIN SET ONE SIDE
REP. MANGA MBB 50MM (0,30)
025734

/ O370 / O371 / O371 R / O371 RS / O400

3763300319 KING PIN SET R.KIT ONE
REP. MANGA MBB 38MM (STD)
025471

FREIO A AR DO 1113 AO 2213 /

3763300319 10 KING PIN SET COMPLETE
REP. MANGA MBB 38MM (0,10)
025472

FREIO A AR DO 1113 AO 2213 /

3763300319 20 KING PIN SET COMPLETE
REP. MANGA MBB 38MM (0,20)
025473

FREIO A AR DO 1113 AO 2213 /

3763300319 30 KING PIN REP. KIT
REP. MANGA MBB 38MM (0,30)
025474

FREIO A AR DO 1113 AO 2213 /

3.30 REPARO MANGA DE EIXO

KING PIN REPAIR KIT

6753300019 KING PIN SET REP. KIT.

REP. MANGA MBB 30MM (STD)
025710



812 / 912 / 914 /

6753300019 10 KING PIN REP. KIT

REP. MANGA MBB 30MM (0,10)
025711



6753300019 20 KING PIN REP. KIT

REP. MANGA MBB 30MM (0,20)
025712



6753300019 30 KING PIN SET COMPLETE

REP. MANGA MBB 30MM (0,30)
025713



6963300019 KING PIN SET MB ATEGO

REP. MANGA MBB 45 MM (STD)
025878
3553300319



OF1722 /

6963300019 10 KING PIN SET MB 45,1 MM

REP. MANGA MBB 45 MM (0,10)
025879
3553300319 10



OF1722 /

6963300019 30 KING PIN SET MB 45,3MM

REP. MANGA MBB 45 MM (0,30)
025881
3553300319 30



OF1722 /

3.31 REPAROS DIVERSOS

REPAIR KIT

0009107238 SEAT LEVER REPAIR KIT

KIT REPARO BANCO
025893
0019101538
A0019101538
A0009107238



3.32 RETENTOR

RETAINER

0019970646 RETAINER

RETENTOR DIR. HIDRAULICA =ZF=
007679



0079978446 DIF. PINION RETAINER

RETENTOR PINHAO DIFERENCIAL
007681
0179977947
0099970746



0009974446 OIL SEAL 00500. BAG

RETENTOR FLANGE PINHAO
007680
3469978346
3459977346
3449977346
0069970546



3.33 ROLAMENTO

ROLLER BEARING

0169812710 NEEDLE BEARING 2720

ROLAMENTO AGULHAS 2720
025736



3082547020 CLUTCH BEARING =

ROLAMENTO EMBREAGEM =S/CUBO=
019179



808 / 809 / 709 / 813 / 913 / 1322 / 1413 / 1417 /
1513 / 1313 / 1113 / 608 D / 811 / 911 B / 1813

3452547020 CLUTCH BEARING

MANCAL EMBREAGEM MERCEDES
019022
3123198001
0002540020
1007 R



OF1113 / OF1313 / OF1114 / OF1314 / OH1313 /
OH1314 / OH1316 / O362 / O364 / O365 / 1518 /

0049812125 BEARING FLY WHEEL =

ROL. VOLANTE MOTOR =MBB=
019263



OM457 LA /

3.33 ROLAMENTO
ROLLER BEARING

9799810011 NEEDLE BEARING 3520

ROLAMENTO AGULHAS 3520
025737



3.34 SENSOR
SENSOR

9705450124 COOLANT LEVEL SENSOR

SENSOR NIVEL D'AGUA ACCELO 715/915C/
025876



3.35 SERVO EMBREAGEM
CLUTCH SERVO

001295607 A CLUTCH SERVO 110M

SERVO EMBR. 110MM TIPO WABCO
013190



L2325 / L2635 / LK2325 / LS1625 / LS1630 /
LS1932 / LS1933 / LS1934 / LS1935 / LS1941 /

0002500062 CLUTCH SERVO =ACTROS=

SERVO EMBR. MOD. ELETRONICO =ACTROS=
022551
0002500562



ACTROS 2546 / ACTROS 2646 / ACTROS 2655 /
ACTROS 4844 /

0002500062 P REPAIR KIT CLUTCH

REP. SERVO EMBR. ACTROS =PARCIAL=
022911
0002500562 P



ACTROS 2546 / ACTROS 2646 / ACTROS 2655 /
ACTROS 4844 /

0002500062 R REPAIR KIT CLUTCH

REP. SERVO EMBR. ACTROS
022910
0002500562 R



ACTROS 2546 / ACTROS 2646 / ACTROS 2655 /
ACTROS 4844 /

0002540047 CLUTCH SERVO LONG

SERVO EMBR. =LONGO=
023338



1938S / 1944S / 2638S / O500 RSD /

0002540147 SERVO CLUTCH 0-500

SERVO EMBR. 0-500 TIPO WABCO
025423



OF1721 / OF1418 / OF1722 / OF1417 / O500 M /

9700510010 CLUTCH SERVO =ACTROS=

SERVO EMBR. MOD. ELETRONICO =ACTROS=
019441
0002500562



ACTROS 2546 / ACTROS 2646 / ACTROS 2655 /
ACTROS 4844

9700510010 C CLUTCH SERVO =ACTROS=

CL. SERVO EMBR. MOD. ELETRONICO =
023731



ACTROS 2546 / ACTROS 2646 / ACTROS 2655 /
ACTROS 4844

9700510010 CN REPAIR KIT CLUTCH

REP. SERVO EMBR. ACTROS
023811
0002500562 R



ACTROS 2546 / ACTROS 2646 / ACTROS 2655 /
ACTROS 4844

9700510010 P REPAIR KIT CLUTCH

REP. SERVO EMBR. ACTROS =PARCIAL=
019350
0002500562 P



ACTROS 2546 / ACTROS 2646 / ACTROS 2655 /
ACTROS 4844

9700510010 R REPAIR KIT CLUTCH

REP. SERVO EMBR. ACTROS
018675
0002500562 R



ACTROS 2546 / ACTROS 2646 / ACTROS 2655 /
ACTROS 4844

9700511280 A CLUTCH SERVO 110M

SERVO EMBR. 110MM TIPO WABCO
013189



L1620 / L2325 / L2635 / LK2325 / LS1625 /
LS1630 / LS1932 / LS1933 / LS1934 / LS1935 /

3.35 SERVO EMBREAGEM CLUTCH SERVO

9700511630 CLUTCH SERVO (NO)

SERVO EMBR. S/ IND. DESGASTE
014801
0002950718



L1620 / L2325 / L2635 / LK2325 / LS1625 /
LS1630 / LS1932 / LS1933 / LS1934 / LS1935 /

9700511640 CLUTCH SERVO LONG

SERVO EMBR. CARCACA LONGA TP WABCO
014576
0002951318



O400 RS / O400 RSD / O400 RSL / O371 RS /
O371 RSD / O371 SRE / O400 / O400 UP /

9700511900 CLUTCH SERVO O-500

SERVO EMBR. O-500 TIPO WABCO
018755



OF1721 / OF1418 / OF1722 / OF1417 / O500 M

9700514310 CLUTCH SERVO (LONG)

SERVO EMBR. =LONGO=
014802



1938S / 1944S / O500 RSD / AXOR1933 /
AXOR2036 / AXOR2541 / AXOR2041 / 2638B /

DCB0002950718 CLUTCH SERVO (NO)

SERVO EMBR. S/ IND. DESGASTE
022858
0002950718



LS1935 / LS1941 / O400 RS / O400 RSD / O400
RSL / O371 RS / O371 RSD / O371 RSL / O400 /

3.36 TAMPA COVER

3520100168 ENGINE OIL COVER

TAMPA OLEO MOTOR
010868



L608D / LO608D / L608E / L708D / L708E /

0004700605 COVER FUEL TANK W/ KEY

TAMPA COMBUSTIVEL COM CHAVE
023251



L1218 R / L1418 R / 915C / LO815 SUCESSOR
ABS / LO916 / OF1417 / OF1418 / OF1519 /

3.37 TERMINAL TERMINALS

071805013202 TIE ROD END W/PIN MBB

TERM. ESF. COM PINO MBB
023880



OF1313 / LP321 /

3.38 TRAVA LOCKS

A0059909482 REAR WHEEL HUB

TRAVA ARANHA CUBO RODA TRAS. ATEGO
020373



L1618 / L1620 / L1621 / ATEGO1729 /
ATEGO1726 /

3.39 VALVULA
VALVE

0004770329 RETURN DIESEL VALVE

VALVULA RETORNO DIESEL
006581
1457413013



3.40 VALVULA DIVERSAS
DIVERSE VALVE

9705400045 REDUCTION GEAR BOX

VALVULA REDUZIDA CAMBIO ATEGO
020850



ATEGO

Vendas / Sales: vendas@cipec.com.br
Geral / General: cipec@cipec.com.br
Televendas / Phone: +55 19 3834-9822
Fax / Fax: 0800.707.9822
www.cipec.com.br



01925818	50	2P0711579B	10	2R0903119A	36	2RG607041	30
03618993	27	2P0721405	18	2R0903119B	36	2RG863521	39
03873015	53	2R0103548F	16	2R0903119C	36	2RG863522	39
03873091	51	2R0103548G	16	2R0903119D	36	2RG957805G	15
03873092	51	2R0103548H	16	2R2721257B	47	2RH129723B	7
03873109	7	2R0103548I	16	2R2803877F	32	2RH501317	44
04099908	12	2R0105276	46	2R2823301	21	2RJ311261	22
062103051	45	2R0109293	44	2R2823302	21	2RK103591	32
0081172032	44	2R0121004F	11	2R2837205	28	2RK107119	17
0289195011	47	2R0121437	31	2R2837206	28	2RK107121	17
0501008846	47	2R0145157	12	2R2899177	11	2RK107123	17
20310	48	2R0145299	23	2R2899515	9	2RK107124	17
20312	48	2R0145487B	9	2R2945511	47	2RK107125	17
104061	31	2R0201156	8	2R4405421	14	2RK107126	17
357607	46	2R0201589	20	2R4405421 10	14	2RK109215	44
2830444	27	2R0253137A	27	2R4405421 20	14	2RK121005	11
3312252	15	2R0301338	30	2R4405421 30	14	2RK129725	32
133857119	39	2R0311113	44	2R4407361	35	2RK145467	30
281857133	48	2R0311189	44	2R4498629	41	2RK311243A	48
282711119	29	2R0311593	34	2R4498629CH	41	2RL109623	30
600711569	22	2R0321143A	34	2RB121005	11	2RL721555B	15
690949103	28	2R0398031 X	28	2RD103113C	47	2RL807103033	32
2318372091	10	2R0407071	17	2RD109601	52	2RM141861	25
2318372111	10	2R0407071A	17	2RD109611	52	2RM141863	21
2376119871	7	2R0407071B	17	2RD115657	7	2RP141147	26
4214110960	19	2R0407171B O	14	2RD117273	7	2RP253861	18
4214289150	24	2R0407171B010	14	2RD129311	30	2RP253863	48
4214299190	24	2R0407171B020	14	2RD129717	27	2RP253891	31
4214299340	24	2R0407171B030	14	2RD129723	7	2RP301461	14
4214450020	19	2R0407171C040	14	2RD130113	27	2RP798121	44
8961300504	11	2R0407172	14	2RD130304	51	2RP957805	15
9617232014	22	2R0407361010	34	2RD198005C	27	2RR312141	26
9700511000	47	2R0407361020	34	2RD198181	11	2RR312141 C	26
9700511280 A	47	2R0407361A	34	2RD253143B	7	2RR399181	37
9700511630	47	2R0407361A010	34	2RD253683	37	2RR525413	44
9709030104	19	2R0407361A020	35	2RD253853B	24	2RR525413B	44
906905810101	12	2R0407361A030	35	2RD253869	21	2RR599213	37
940707310035	12	2R0407361A040	35	2RD312021	25	2RR711259	30
940707310055	12	2R0407361STD	35	2RD398031	35	2RS253121	50
2118370202999	28	2R0407545	36	2RD398043	46	2S0103085A	45
2118372391232	31	2R0407641	44	2RD407661	10	2S0103487	9
111837225D	28	2R0407641B	44	2RD407661B	10	2S0121004B	11
111837226D	28	2R0419548	18	2RD407661C	10	2S0129142	7
281853695B	39	2R0498629A	40	2RD407661D	17	2S0129142A	7
2B510014	18	2R0498629A 10	40	2RD407672	37	2S0129589A	27
2P0121004	11	2R0498629A 20	40	2RD407687010	35	2S0130305	51
2P0129589	27	2R0498629A 30	40	2RD407687020	35	2S0141707	21
2P0253121A	37	2R0498629A 40	40	2RD407687030	35	2S0253137A	27
2P0253683	37	2R0498629ACH 0	40	2RD407687STD	35	2S0311113A	45
2P0321143	34	2R0498629ACH 10	40	2RD407689	18	2S0721555H	15
2P0407172	14	2R0498629ACH 20	40	2RD525177A	21	2S0721556A	15
2P0407361	34	2R0498629ACH 30	40	2RD525177B	21	2S0807102B8A8	32
2P0407361 10	34	2R0498629ACH 40	40	2RD525275	44	2S0807103B8A8	32
2P0407361 20	34	2R0498629G 0	40	2RD607054A	10	2S08071048A8	32
2P0407361 30	34	2R0498629G 10	40	2RD607312A	50	2S2141719A	25
2P0407361 40	34	2R0498629G 20	40	2RD711397	49	2S2253691	18
2P0407545	36	2R0498629G 30	40	2RD807124CTR	32	2S2253853A	24
2P0498629	40	2R0498629G 40	41	2RD807899	14	2S2253853B	24
2P0498629 10	40	2R0498629GCH 0	41	2RD8676518A8	35	2S2253867A	13
2P0498629 20	40	2R0498629GCH 10	41	2RD957501	8	2S2253867B	13
2P0498629 30	40	2R0498629GCH 20	41	2RD957805B	15	2S2253869A	21
2P0498629 40	40	2R0498629GCH 30	41	2RD999491	32	2S2253869B	21
2P0498629CH	40	2R0498629GCH 40	41	2RE117273	7	2S2253877	48
2P0498629CH 10	40	2R0501317	44	2RE117273A	7	2S2298109	18
2P0498629CH 20	40	2R0512116A	50	2RE117273C	7	2S2721261	18
2P0498629CH 30	40	2R0607312B	50	2RE121255	7	2S2821331	23
2P0498629CH 40	40	2R0607312H	50	2RE129311A	29	2SP145467	29
2P0525275	44	2R0609465	30	2RE253867	13	2T0105253B	37
2P0711026	20	2R0721257	47	2RG109429A	46	2T0129657	11
2P0711164	14	2R0805244A	14	2RG115671	48	2T0130764	52



2T0141707B	25	2U0145299	23	N1024118	33	T11407545	36
2T0145299	23	2U0311189	45	NF033850AB	37	T11407675	49
2T0201114A	52	2U0721555B	15	NF055718AB	37	T11407677	9
2T0201551	48	2U2103548A	17	NF058676AB	33	T11407685	45
2T0253691	13	2U2103548B	17	NF058721AB	33	T11407687	35
2T0301227	45	2U2103548C	17	NF058725AB	33	T11407687 10	35
2T0301457	45	2U2103548F	17	NF386180AB	37	T11407687 20	35
2T0311189	45	2U2103548Y	17	NF386478AA	37	T11407687 30	35
2T0311281	45	2U2141255	45	NFE602208C	33	T11407693	18
2T0311449	45	2U2311189	45	NFE602373C	33	T11407751	38
2T0311807B	31	2UU311623	45	NFE661120HF	9	T11407759	38
2T0505469	49	2V5129653	30	NFE800817E	33	T11413435A	13
2T0711141	30	2V5129653A	30	NFE826238KA	38	T11413435A O	13
2T0903165	37	2V5721261B	47	NFN601218AB	33	T11498629	42
2T2121303	26	2V5881053	44	NFN620481DF	38	T11498629 10	42
2T2129589	27	2VB721205	26	NFU800900	15	T11498629 20	42
2T2141165H	29	2VB721405	18	NFU801225KA	7	T11498629 30	42
2T2141165K	29	2VC498629	41	NFU801229KA	7	T11498629CH 0	42
2T2141197	14	2VC498629 10	41	RCCE00297	19	T11498629CH 10	42
2T2141197A	14	2VC498629 20	41	RCCE00440	19	T11498629CH 20	42
2T2141231A	9	2VC498629 30	41	RCCE00700	19	T11498629CH 30	42
2T2141255	24	2VC498629CH 0	41	SP5074	24	T11711291	35
2T2141719	25	2VC498629CH 10	41	SP6964	24	T11711973	25
2T2141719B	25	2VC498629CH 20	41	SP7035	25	T11957805	16
2T2145299A	23	2VC498629CH 30	41	T00415721A	19	T11957821A	22
2T2253143C	7	2VF8071038A8	32	T00711335A	16	T12109431C	46
2T2253143H	7	2VF857173999	48	T00711335B	16	T12130303	51
2T2253143J	7	2VF999471	33	T00957805B	16	T12130803	53
2T2253143K	7	2VG721555	15	T00957805C	16	T12130803A	32
2T2311113	45	2VG721555A	16	T06107119	17	T12501224	39
2T2721261F	18	2VR801171	48	T06107121	17	T12501317	45
2T2807071N28	32	2VU121073	29	T06107123	17	T12525275	45
2T2821687	23	2W0121303	26	T06129611	52	T12525371	22
2TA115611	53	2W0145741A	50	T06130553	31	T12525375	27
2TA145171	44	2Z0105313	46	T06199201	20	T12525377	10
2TA201551	48	2Z0121303B	26	T06253101K	50	T12945223A	28
2TA253861	18	2Z0129642	7	T06253121D	50	T12953141	28
2TA422397	53	2Z0201551	48	T06253683A	50	T12957805	16
2TA608701A	9	2Z0409135	33	T06311521	22	T13141161	29
2TA608705A	53	2Z0511153	10	T06407172	15	T13141173	46
2TA955651	12	2Z0721261A	47	T06407373	31	T13311189	45
2TA957501A	8	2Z0721885	19	T06407393	46	T13311983	31
2TA957501B	8	2Z0900275	47	T06407545	36	T13311995A	35
2TA957821B	22	2Z0971759	47	T06411041	13	T13312017	45
2TB121059A	29	7007031C91	12	T06411167	48	T13407671	38
2TB121303 O	26	85HBE23862AB	38	T06498629	42	T13607425	49
2TB130805	52	B925741	19	T06498629 10	42	T14501275	38
2TC607312A	50	B925746	19	T06498629 20	42	T14525873	33
2TC957501	8	C64110	19	T06498629 30	42	T15129620C	23
2TD117239	50	C7TA8100155C	13	T06498629CH 0	42	T15415701C	11
2TD121005	11	I90281	19	T06498629CH 10	42	T16407172	15
2TD121005 B	11	K033409	19	T06498629CH 20	42	T16407393	46
2TD129593	33	K033411	19	T06498629CH 30	42	T16407545	36
2TD407687	35	K036633	47	T06501317B	45	T16407641	45
2TD407687 10	35	K045092	47	T06525159A	22	T16407679A	17
2TD407687 20	35	N0101193	33	T06525275	45	T16407685	45
2TD407687 30	35	N0101221	33	T06599517	38	T16407685B	45
2TD498629	41	N0101673	33	T06607319	50	T16407687	35
2TD498629 10	41	N0102187	33	T06609283	31	T16407687 10	35
2TD498629 20	41	N01024015	33	T06609701	16	T16407687 20	35
2TD498629 30	41	N0103506	33	T06609702	16	T16407687 30	36
2TD498629CH 0	41	N011004	37	T06611647	26	T16407687A	36
2TD498629CH 10	41	N0110212	37	T06611705A	50	T16407687A 10	36
2TD498629CH 20	41	N0111862	37	T07253101H	51	T16407687A 11	36
2TD498629CH 30	41	N0209057	7	T11107125	31	T16407687A 20	36
2TE117273	7	N0221461	37	T11129863	39	T16407687A 30	36
2TE117273A	7	N0221491	37	T11130125	23	T16407991	27
2TJ721619	31	N0235463	7	T11198165	23	T16411093	13
2U0130764	52	N0401064	33	T11407172	15	T16415712B	49
2U0141701B	21	N10023901	33	T11407393	46	T16498629	42

T16498629 10	42	TAU957501	8	TJG721139	34
T16498629 20	42	TAV121617	48	TJG807131	48
T16498629 30	42	TD1253683A	51	TJG807202	32
T16498629A	42	TD1711877B	16	TJG807741	20
T16498629A 10	42	TD1711877C	16	TJG899369	21
T16498629A 20	42	TE3103113Q	15	TJG899369 X	21
T16498629A 30	42	TE3103193	15	TJG899371E	50
T16498629ACH 0	43	TE3103487	53	TJG899441	15
T16498629ACH 10	43	TE3109285	49	TJG899607	20
T16498629ACH 20	43	TE3115561	23	TJG915415	38
T16498629ACH 30	43	TE3121831E	8	TJG953277	39
T16498629B	43	TE3129611A	13	TJG957501H	8
T16498629B 10	43	TE3141865	21	TJG957501K	8
T16498629B 20	43	TE3141869	15	TL7121043	28
T16498629B 30	43	TE3145745A	24	TL7129611	53
T16498629B VP	43	TE3145903A	38	TL7129863	39
T16498629BCH 0	43	TE3311189A	46	TL7130302	52
T16498629BCH 10	43	TE3311189A O	46	TMG253853	25
T16498629BCH 20	43	TE3311543	8	TMG521153	34
T16498629BCH 30	43	TE3312061	9	TMG525231	38
T16498629CH 0	43	TE3501317A	46	TMJ121303 O	26
T16498629CH 10	43	TE3607033	31	TMJ512393	15
T16498629CH 20	43	TE3607473	38	TMJ512395	46
T16498629CH 30	43	TE3837016	23	TMJ521153	34
T16513479	10	TEG129620	23	TN4253861	19
T16525187	10	TEG129620A	23	TNQ711111	28
T2D145407	49	TEG141165	29	TNR411075	51
T2D311879	45	TEG141165 F	29	TPH141857 X	25
T2D312057	27	TEG253143A	8	TQG117231	30
T2D312077	9	TEG311541A	25	TQG117231 O	30
T2D525283	24	TEG721619A	31	TRA103385	34
T72601157	50	TF3103211	9	TRA121045	9
T75411185A	17	TF3721405	19	TRA121121	53
T95525275	46	TGG145177	51	TRA127967	53
TAC109215	46	TGG253101A	51	TRA130301	52
TAC127525A	51	TH7299255	33	TRA130302	52
TAC837015	23	TH7807132	48	TRA130303	52
TAE103209	9	TJG115451B	29	TRA130304	52
TAE107119	17	TJG115451B S	30	TRA130305	52
TAE107121	17	TJG130301	51	TRA130306	52
TAE107123	17	TJG130302	51	TRA130805	53
TAE109285	49	TJG130303	52	TRA145475	8
TAE109289	27	TJG130304	52	TRA903119	37
TAE115107	53	TJG130306	52	TRG117231A	30
TAE121853	32	TJG130805	52	TRG117275	8
TAE121855	51	TJG141861	25	TRG130302	52
TAE129321	53	TJG141865	21	TRG201035	53
TAE129589	27	TJG141867	10	ZF7673975816	12
TAE129589A	27	TJG141883	36		
TAE130303	51	TJG145455	39		
TAF253227	33	TJG145457	38		
TAF253861	19	TJG199379B	51		
TAF253867	13	TJG253101A	51		
TAF253891	10	TJG253135	27		
TAF299251	10	TJG253869A	21		
TAF299263	20	TJG301235C	28		
TAL117231	30	TJG399179C	9		
TAL117269	8	TJG399181A	38		
TAP145179	51	TJG407689	18		
TAP721519	31	TJG407697C	49		
TAP957805C	16	TJG419669B	13		
TAR253853	25	TJG501473	50		
TAR411041	13	TJG521153	33		
TAR411233A	33	TJG711116	25		
TAR711523	25	TJG711141	30		
TAR721075	21	TJG711259B	30		
TAR721257 A	47	TJG711397A	49		
TAR953235 O	26	TJG711397XD	49		
TAR957805	16	TJG711397XE	49		
TAT863057232	18	TJG711981C	8		

085215	70	2R0498629G 0	73	B925746	61	BF5X3A105A	71
00181139	69	2R0498629G 10	73	BC457A543AA	61	BF5X4676A	76
01925818	79	2R0498629G 20	73	BC457K626AB	78	BF5X60000A	60
03618993	66	2R0498629G 30	73	BC8A2A407A	54	BF5X60000B	60
03873015	81	2R0498629G 40	73	BD2T1124A	79	BF5X60000C	60
03873091	80	2R0498629GCH 0	73	BD2T3111A	74	BF5X6N861A	54
03873092	80	2R0498629GCH 10	73	BD2T3111A 10	74	BF6X7235AA	70
04099908	57	2R0498629GCH 20	73	BD2T3111A 20	74	BF7T6C055A	60
0081172032	76	2R0498629GCH 30	73	BD2T3111A 30	74	BF8T390859A	72
796360	54	2R0498629GCH 40	73	BD2T3111ACH	74	BF8T3A130B	79
3312252	57	2RD103113C	78	BD2T3111ACH 10	74	BF8T5A272AA	54
3344387	70	2RD198181	56	BD2T3111ACH 20	74	BF8T6E209A	71
3354943	81	2RD253853B	64	BD2T3111ACH 30	74	BF8T7234A	68
3912473	55	2RD398043	77	BE2Y7548A	67	BF8T7E218A	70
3921978	81	2RD407687030	70	BE9H3111A 0	74	BF8T8501A	56
3968355	78	2RD607054A	55	BE9H3111A 10	74	BF8T8W600A	71
4214110960	61	2RG109429A	77	BE9H3111A 20	74	BF8T9K424A	69
4214289150	64	2RJ311261	63	BE9H3111A 30	74	BF8T9K424B	69
4214299190	64	2RK107124	59	BE9H3111ACH 0	74	BF8X2K756A	61
4214299340	64	2RK107125	59	BE9H3111ACH 10	74	BF8X2W082A	61
8961300504	56	2RK107126	60	BE9H3111ACH 20	74	BF8X9365A	63
9700511200	78	2RM141861	64	BE9H3111ACH 30	74	BF9T6701AA	76
9700511280 A	78	2RP253863	78	BE9H3111B	75	BF9T8501BA	56
9700511630	78	2RP253891	68	BE9H3111B 10	75	BF9X8501AA	56
9709030104	61	2RP299263	62	BE9H3111B 20	75	BFOT10B300BA	63
906905810101	57	2RR312141 C	65	BE9H3111B 30	75	BFOX6701AA	76
922909011304 MW	80	2RR399181	71	BE9H3111BCH	75	BG1T10B300AA	63
940707310035	56	2SB721555B	59	BE9H3111BCH 10	75	BG1X1124AA	79
961007860014	78	2SC721555B	59	BE9H3111BCH 20	75	BG1X2W082BA	61
6007099062001 20	74	2SH957805A	59	BE9H3111BCH 30	75	BG1X7544AA	64
6007099068008	74	2SN607041	68	BF0X3115AA	70	BG2T6052AA	78
6007099068008 10	74	2SN957805D	59	BF0X3115AA020	70	BG2T8507CA	66
6007099068008 20	74	2ST145467	67	BF0X3115AASTD	70	BG2T9441AA	66
6007099068008 30	74	2TD121005 B	56	BF0X3123AA	77	BG2X6418AA	67
1C4513B175AB	72	2VC498629 10	73	BF0X70057	71	BG2X9N392AA	80
1C4517C881AB	63	2VC498629 20	73	BF0X70098	71	BG3X4813AA	76
1C453110BA010	57	2VC498629 30	73	BF0X72028	65	BG3X7213AA	67
1C453110BA020	57	2VC498629CH 0	73	BF0X7B009A	55	BG5X1010A	76
1C453110BA030	57	2VC498629CH 10	74	BF1X20070A	69	BG5X2884AA	71
1C453110BA040	57	2VC498629CH 20	74	BF1X2W080A	60	BG5X4676AA	76
1C453110BASTD	57	2VC498629CH 30	74	BF1X6730AA	58	BG5X7213AA	67
1C453111A	73	2Z0105313	77	BF3X1153AA	66	BG5X8501AA	56
1C453111A 10	73	374049S2	55	BF5T2K756A	61	BG5X9451AA	66
1C453111A 20	73	390216S2	69	BF5T3111E	75	BG6X7235BA	70
1C453111A 30	73	4C452W068BA	64	BF5T3111E 10	75	BG6X9451BA	66
1C453111A 40	73	4C452W068CA	64	BF5T3111E 30	75	BG9X7544AA	64
1C453111ACH 0	73	4C452W068DC	64	BF5T3111ECH	75	BH1X33799AA	71
1C453111ACH 10	73	4C456W650BA	67	BF5T3111ECH 10	75	BH4X3123BA 0	57
1C453111ACH 20	73	6C357B118AA	56	BF5T3111ECH 20	75	BH4X3123BA 10	58
1C453111ACH 30	73	6C457213AA	67	BF5T3111ECH 30	75	BH4X3123BA 20	58
1C453111ACH 40	73	81DB5K353BA	57	BF5X1195A	55	BH4X3123BA 30	58
1C453115AA	69	85HBE23862AB	72	BF5X2W146AA	68	BH4X3123BA 40	58
1C453115AA 10	69	85HU4038A	62	BF5X3110A010	57	C1TT7590A	62
1C453115AA 20	69	85HU4230B	55	BF5X3110A020	57	C7TA8100155C	57
1C453115AA 30	69	85HU4394A	80	BF5X3110A030	57	D1HA3123A2A	77
1C453115AA 40	70	85HU4813A	76	BF5X3110ASTD	57	D5AH3115BA	70
2C456750AA	81	85HU4K065A	55	BF5X3111	75	D5HA3115BA 10	70
2C459K163AA	78	85HU4K069A	66	BF5X3111 10	75	D5HA3115BA 20	70
2P0321143	70	85HU4K069B	68	BF5X3111 20	75	D5HA3115BA 30	70
2R0103548F	59	85TU9275B	56	BF5X3111 30	75	D5TA3122AB	61
2R0103548G	59	86HU13368AA	66	BF5X3111GCH 0	75	E1HT1175AA	77
2R0103548H	59	87HU17260AA	59	BF5X3111GCH 10	75	E5HT17756AWAP	69
2R0121437	68	87HU7K046AAXD	79	BF5X3111GCH 20	75	E5HT3110BA	58
2R0301338	68	87HU7K046AAXE	79	BF5X3111GCH 30	75	E5HT3110BA010	58
2R0311189	76	88HU1124BA	79	BF5X3115A	70	E5HT3110BA020	58
2R0321143A	70	88HU7541AA	64	BF5X3115A010	70	E5HT3110BA030	58
2R0398031 X	66	88HU7A508BA	61	BF5X3115A020	70	E5HT3125BA	77
2R0407071	59	98HU17260AA	59	BF5X3115A030	70	E5HT5A281B2A	54
2R0407071A	59	AC458600AA	65	BF5X3123A	77	E5HT5K371AA	62
2R0407071B	59	B925741	61	BF5X3138A	61	E5HT5L369AA	62

E5HT6750CE	81	TAR953235 O	65
E5HT7277AB	65	TE3311189A O	77
E661120S85	55	TE3607033	68
E6HT7213AA	67	TE3607473	72
E6HZ7288A	77	TEG129620A	63
E6HZ7808A	58	TEG141165	67
E7HT4N272AA	69	TF3103113D	58
E7HT6C640BC	67	TF3103211	55
E7HZ7A081C	55	TJG115451B S	67
E8HZ9A153A	80	TJG130301	80
E9AZ5422208A	56	TJG130302	80
F1HT4N272BA	69	TJG199379B	80
FCSD54922AA	54	TJG301235C	66
FCSD54925AA	54	TJG399181A	72
FCSD54932AA	54	TJG407397	58
FCSD54951AA	54	TJG407397010	58
FCSD54989AA	54	TJG407397020	58
K043961	61	TJG407397030	58
N6200481S36	71	TJG407687	71
NF386478AA	71	TJG407687010	71
RCCE00181	61	TJG407687020	71
RCCE00440	61	TJG407687030	71
SP5074	64	TJG407693	61
SP6964	64	TJG501473	79
SP7035	64	TJG521153	69
T06107119	60	TJG711116	65
T06107121	60	TJG711259A	68
T06107123	60	TJG957805A	59
T06199201	62	TMJ512393	58
T06498629	75	TN000223X1	72
T06498629 10	76	TNJ957805	59
T06498629 20	76	TPH141857 X	64
T06498629 30	76	TQG117231	67
T11407677	55	TQG117231 O	67
T11407687	70	TRA127967	81
T11407687 10	70	TRA130301	80
T11407687 20	70	TRG117231A	67
T11407687 30	70	TRG130302	80
T11407759	72	TRG201035	80
T12130803	81	U801225S100	54
T12130803A	68	U801229S100	54
T16407641A	77	U801630S2	72
T16407679A	60	W714484S300	58
T16498629BCH 0	76	WD5T8501A	56
T16498629BCH 10	76	WD5T9F530C	54
T16498629BCH 20	76	WD8T1003STD	68
T16498629BCH 30	76	WD8T9W350A	57
T16513479	55	WE5H1018STD	72
T2D145407	78	WF0F6700A	77
T71711139	59	XC352853AC	59
T71837501	68	XC359A758CC	59
T71837502	68	XC3Z3122AA	61
T72609701	59	XC3Z3123AA	77
T75411185A	60	XC3Z6750AA	81
TAAA7522A	71	XC453531AA	76
TAE103209	55	XC455484BA	57
TAE107119	60	XC455C250BA	66
TAE107121	60	XC455L382AB	79
TAE107123	60	XC456F081AA	54
TAE115107	81	XC456W650BA	67
TAE121855	80	XC457K046AA	79
TAE129321	81	XC457K626AA A	78
TAE129589A	66	XC457N620AA	58
TAE130303	80	XC457R361BA	64
TAF253861	61	XC458287AA	54
TAF253891	55	XC458287CA	54
TAF299251	55	XC459W030AA	79
TAF299255	69	YC456750DA	81
TAL117281	54	YC456F081AB	54
TAR721075	62		

0000721512	86	3532000301	83	9408200056	87
0000900050	85	3532000301 A	83	9408200156	87
0001312802	86	3532001101	83	9408200161	87
0001313402	86	3532001101 A	83	9408200261	87
0002500062	94	3552000804	91	9408200321	89
0002500062 P	94	3552001101	84	9408200421	89
0002500062 R	94	3555860220	91	9408850922	90
0002506415	89	3640947004	88	9423322062	82
0002540047	94	3642000101	84	9432601509	90
0002540147	94	3642000204	91	9438110307	87
0004313414	86	3643300019	92	9438110407	87
0004700605	95	3643300019 10	92	9438201461	87
0004770329	96	3643300019 20	92	9585013582	90
0009107238	93	3643300019 30	92	9700510010	94
0009941845	91	3662000401	91	9700510010 C	94
0009974446	93	3662000701	84	9700510010 CN	94
0012500615	89	3662000701 A	84	9700510010 P	94
0012500615 P	89	3662005601 A	84	9700510010 R	94
0012500815	89	3662006801	84	9700511280 A	94
0012502215	89	3662006801 A	84	9700511630	95
0012509215	89	3762000204	91	9700511640	95
0012955607 A	94	3762000304	92	9700511900	95
0012955906	86	3762000501	84	9700514310	95
0014321005	86	3762000804	92	9705400045	96
0019970646	93	3763300319	92	9705450124	94
0019972590	82	3763300319 10	92	9709030104	86
0022504115 P	89	3763300319 20	92	9792950106	86
0022504615	89	3763300319 30	92	9793320080	82
0022506315	89	3842957006	86	9793320162	82
0022950206	86	3845011382	89	9793320180	82
0022950806	86	3845011482	89	9799810011	94
0022951607	86	3845289182	89	2B510014	86
0022959106	86	3862957007	86	2TB121303 O	88
0049812125	93	3882957006	86	3142000601K	91
0079978446	93	3894020068	85	3452000201X	91
0169812710	93	4071800684	83	9792950006A	86
0209974947	82	4110345704	86	A0002671250	85
071805013202	95	4213051210	86	A0003530162	82
19906651	91	4420110259	85	A0039909250	91
3082507215	89	4420110259 A	85	A0059909482	95
3082547020	93	4420110259 B	85	A0239970248	90
3092950035	88	4420110259 C	85	A3842950006	86
3142000601	83	4420110259 D	85	A9452642127	86
3212500515	89	4420110259 E	85	B98139	86
3212501315	89	4420110259 F	85	C64110	86
3212670025	91	4572000004	92	DCB0002950718	95
3431557215	91	4572000005	92	II31161	88
3449977790	82	4572000101	84	KN28031B1	87
3449977890	82	4572000201	84	RCCE00122	87
3449979790	82	4572020310	91	RCCE00319	87
3449979890	82	4602000001	84	RCCE00335	87
3450700262	82	4752000201	84	RCCE00361	87
3452000201	83	4960780186	82		
3452000801	83	4960780386	82		
3452007101	83	6695280182	89		
3452547020	93	6695280282	90		
3452957006	86	6753300019	93		
3503300019	92	6753300019 10	93		
3503300019 10	92	6753300019 20	93		
3503300019 20	92	6753300019 30	93		
3503300019 30	92	6963300019	93		
3508697021	84	6963300019 10	93		
3509970090	82	6963300019 30	93		
3520100168	95	6965007175	90		
3522001004	91	7603014104	82		
3522003801	83	8961300504	83		
3522003801 A	83	9042001901	92		
3522005401	83	9042002501	84		
3522005401 A	83	9062000204	92		
3522680335	85	9062005701	84		





www.cipec.com.br

EMPRESA CERTIFICADA
CERTIFIED COMPANY ISO 9001:2015

Conheça toda nossa Linha de Produtos

- Agrale
- Scania
- Volvo
- Iveco
- Freios



GRUPOCIPEC