



CATÁLOGO PEÇAS DE REPOSIÇÃO

Spare Parts Catalogue

FORD | VW

2025

A Cipec iniciou suas atividades em 1983 na cidade de São Caetano como um pequeno distribuidor e fabricante de peças de reposição para caminhões e ônibus. Trabalhando com empenho e seriedade, a Cipec rapidamente ampliou seu leque de produtos de distribuição, alcançando logo em seguida o status de referência nacional no mercado de reposição da linha Scania.

Em 1999, devido ao ritmo crescente dos negócios, a estrutura da Cipec já não comportava a demanda, levando a empresa a transferir suas atividades para uma área de 20.000 m² em Indaiatuba, localizada estrategicamente no interior paulista. Nesse novo local, a empresa investiu fortemente na parte fabril e agregou as linhas Volvo, VW, MWM, Cummins e Iveco.

Com amplo espaço fabril e novos nichos de mercado se abrindo, em 2003 a Cipec inovou mais uma vez, implantando uma completa linha de servos de embreagem, válvulas e reparos de freios para linha pesada. Surgiu então a NTI, uma marca Cipec que em pouco tempo ficaria conhecida no mercado, oferecendo um produto competitivo e altamente confiável.

Atualmente, a Cipec conta com mais de 170 colaboradores e comercializa mais de 22.000 itens a partir de sua unidade fabril localizada em Indaiatuba, ampliando ainda mais sua capacidade de produção e expedindo mais de 30 toneladas de produtos por dia para mais de 50 países em todo o mundo.

Cipec began its activities in 1983 in the city of São Caetano as a small distributor and manufacturer of spare parts for trucks and buses. Working with dedication and seriousness, Cipec quickly expanded its range of distribution products and soon achieved national reference status in the replacement market for the Scania line.

By 1999, its structure could no longer accommodate the growing pace of business, prompting Cipec to transfer its operations to a 20,000 m² area in Indaiatuba, strategically located in the interior of São Paulo. Strong investments were made in the manufacturing sector, and the Volvo, VW, MWM, Cummins, and Iveco lines were added.

With ample manufacturing space and new market niches emerging, Cipec innovated once again in 2003, introducing a complete line of clutch servos, valves, and brake repair kits for heavy-duty applications. Thus, NTI was born, a Cipec brand that quickly became known in the market, offering competitive and highly reliable products.

Today, Cipec employs over 170 employees and sells over 22,000 items from its manufacturing facility located in Indaiatuba, further increasing its production capacity and shipping over 30 tons of products per day to more than 50 countries worldwide.

La Cipec inició sus actividades en 1983 en la ciudad de São Caetano como un pequeño distribuidor y fabricante de repuestos para camiones y autobuses. Trabajando con dedicación y seriedad, Cipec amplió rápidamente su gama de productos de distribución y pronto alcanzó el estatus de referencia nacional en el mercado de repuestos para la línea Scania.

Para 1999, su estructura ya no podía soportar el creciente ritmo de negocios, lo que llevó a Cipec a trasladar sus operaciones a una área de 20,000 m² en Indaiatuba, estratégicamente ubicada en el interior de São Paulo. Se realizaron fuertes inversiones en el sector manufacturero y se añadieron las líneas Volvo, VW, MWM, Cummins y Iveco.

Con un amplio espacio de fabricación y nuevos nichos de mercado emergentes, Cipec innovó una vez más en 2003, introduciendo una línea completa de servos de embrague, válvulas y reparaciones de frenos para aplicaciones de servicio pesado. Así nació NTI, una marca de Cipec que rápidamente se hizo conocida en el mercado, ofreciendo productos competitivos y altamente confiables.

Hoy en día, Cipec emplea a más de 170 trabajadores y vende más de 22,000 artículos desde su planta de fabricación ubicada en Indaiatuba, aumentando aún más su capacidad de producción y enviando más de 30 toneladas de productos al día a más de 50 países en todo el mundo.



VW

5

| | |
|--------------------------|----|
| ABRACADEIRA | 5 |
| ADAPTADOR | 6 |
| ALAVANCA | 6 |
| AMORTECEDOR | 7 |
| ANEIS DIVERSOS | 7 |
| ANEL TRAVA | 7 |
| APOIO | 8 |
| ARRUELA | 8 |
| ASSENTO | 8 |
| BARRA DE DIRECAO | 9 |
| BATENTE | 9 |
| BOCAL | 9 |
| BOMBA D'AGUA | 9 |
| BOMBA DIRECAO HIDRAULICA | 10 |
| BOMBA ESGUICHO PARABRISA | 10 |
| BOMBA MANUAL | 10 |
| BORBOLETA | 11 |
| BORRACHA | 11 |
| BOTAO | 11 |
| BUCHA DE BRONZE | 12 |
| BUCHAS DIVERSAS | 12 |
| BUJAO | 13 |
| CABO | 13 |
| CALCO | 14 |
| CAPA | 16 |
| CHAPA | 16 |
| CHAVETA | 16 |
| CILINDRO | 16 |
| COLUNA | 17 |
| COPO | 18 |
| COXIM | 18 |
| CUPILHA | 18 |
| DEFLETOR | 18 |
| DOBRADICA | 19 |
| EIXO | 19 |
| EMBOLO | 20 |
| ENGRENAGEM | 20 |
| ESFERA | 20 |
| ESPACADOR | 20 |
| ESTICADOR | 21 |
| ESTRIBO | 21 |
| FECHADURA | 21 |
| FILTRO | 21 |
| FLANGE | 22 |
| FLANGE E LUVA P/ CARDA | 22 |
| FLEXIVEL | 22 |
| FREIO MOTOR | 22 |
| GARFO | 23 |

| | |
|----------------------|----|
| GUARDA-PO | 23 |
| HASTE | 24 |
| HELICE | 24 |
| INTERRUPTOR | 24 |
| JOGO DE JUNTA | 25 |
| JUNTA | 25 |
| KIT | 26 |
| LANTERNA | 26 |
| MACANETA | 26 |
| MANCAL | 27 |
| MANCAL DE EMBREAGEM | 27 |
| MANGUEIRA | 27 |
| MANGUEIRA SILICONE | 28 |
| MANOPLA | 28 |
| MOLA | 28 |
| MOLDURA | 29 |
| MORINGA | 29 |
| O'RING | 29 |
| PAINEL | 30 |
| PARACHOQUE | 30 |
| PARAFUSO | 30 |
| PEDAL | 32 |
| PINO | 32 |
| PISTA | 34 |
| POLIA | 34 |
| PONTEIRA | 35 |
| PORCA | 35 |
| PORTA-OBJETO | 36 |
| PRESILHA | 37 |
| PRISIONEIRO DE ACO | 37 |
| PROTETOR | 37 |
| RELE | 37 |
| REPARO MANGA DE EIXO | 38 |
| REPAROS DIVERSOS | 42 |
| RESERVATORIO | 42 |
| RETENTOR | 42 |
| ROLAMENTO | 44 |
| SEDE | 44 |
| SELO | 45 |
| SENSOR | 45 |
| SERVO EMBREAGEM | 45 |
| SINCRONIZADOR | 46 |
| SUPORTE | 46 |
| TAMPA | 46 |
| TANQUE COMBUSTIVEL | 47 |
| TERMINAL | 47 |
| TIRANTE | 47 |
| TRAVA | 48 |
| TUBO | 48 |

| | | | |
|---------------------|-----------|--------------------------|-----------|
| VW | 5 | PARACHOQUE | 67 |
| TUBO INJETOR | 49 | PARAFUSO | 67 |
| VALVULA | 50 | PINO | 67 |
| VALVULA DIVERSAS | 51 | POLIA | 69 |
| VARETA | 51 | PORCA | 69 |
| VEDADOR | 51 | PORTA-OBJETO | 70 |
| FORD | 52 | PRISIONEIRO DE ACO | 70 |
| ABRACADEIRA | 52 | PROTETOR | 70 |
| ALAVANCA | 53 | REPARO MANGA DE EIXO | 71 |
| ANEIS DIVERSOS | 53 | RESERVATORIO | 74 |
| ANEL TRAVA | 53 | RETENTOR | 74 |
| ARRUELA | 53 | ROLAMENTO | 75 |
| BASE | 54 | SEDE | 75 |
| BATENTE | 54 | SELO | 76 |
| BOIA COMBUSTIVEL | 54 | SERVO EMBREAGEM | 76 |
| BOMBA D'AGUA | 54 | SUPORTE | 76 |
| BOMBA MANUAL | 55 | TAMPA | 76 |
| BORRACHA | 55 | TERMINAL | 77 |
| BUCHAS DIVERSAS | 55 | TIRANTE | 77 |
| BUJAO | 56 | TRAVA | 77 |
| CABO | 57 | TUBO | 78 |
| CALCO | 57 | TUBO INJETOR | 78 |
| CARCACA | 58 | VALVULA | 78 |
| CHAVETA | 59 | VALVULA DIVERSAS | 78 |
| CILINDRO | 59 | VALVULA SOLENOIDE | 79 |
| COXIM | 60 | VARETA | 79 |
| CUPILHA | 60 | VEDADOR | 79 |
| EIXO | 60 | CONTATOS | 80 |
| EMBOLO | 60 | ÍNDICE POR CÓDIGO | 81 |
| ENGRENAGEM | 61 | | |
| ESTICADOR | 61 | | |
| ESTRIBO | 61 | | |
| FILTRO | 61 | | |
| FREIO MOTOR | 62 | | |
| GARFO | 62 | | |
| GUARDA-PO | 63 | | |
| HASTE | 63 | | |
| HELICE | 63 | | |
| INTERRUPTOR | 63 | | |
| JUNTA | 64 | | |
| KIT | 64 | | |
| LANTERNA | 64 | | |
| MANCAL DE EMBREAGEM | 65 | | |
| MANGUEIRA | 65 | | |
| MANGUEIRA SILICONE | 65 | | |
| MANOPLA | 65 | | |
| MAQUINA DE VIDRO | 66 | | |
| MOLA | 66 | | |
| O'RING | 66 | | |

| | |
|-----------------------|----|
| VW | 5 |
| CLAMP | 5 |
| ADAPTER | 6 |
| LEVER | 6 |
| SHOCK ABSORBER | 7 |
| RING | 7 |
| LOCK RING | 7 |
| BRACKET | 8 |
| WASHER | 8 |
| SEAT | 8 |
| STEERING BAR | 9 |
| STOPPER | 9 |
| NOZZLE | 9 |
| WATER PUMP | 9 |
| POWER STEERING PUMP | 10 |
| WINDSHIELD WIPER PUMP | 10 |
| HAND PUMP | 10 |
| THROTTLE | 11 |
| RUBBER | 11 |
| BUTTON | 11 |
| BRONZE BUSHING | 12 |
| BUSHING ALL TYPE | 12 |
| PLUG | 13 |
| CABLE | 13 |
| SHIM | 14 |
| COVER | 16 |
| PLATE | 16 |
| KEY | 16 |
| CYLINDER | 16 |
| COLUMN | 17 |
| GLASSE | 18 |
| RUBBER MOUNTING | 18 |
| COTTER PIN | 18 |
| DEFLECTOR | 18 |
| HINGE | 19 |
| AXLE | 19 |
| PISTON | 20 |
| GEAR | 20 |
| BALL | 20 |
| SPACER | 20 |
| BELT TENSIONER | 21 |
| RUNNING BOARD | 21 |
| DOOR LOCK | 21 |
| FILTER | 21 |
| FLANGE | 22 |
| YOKE | 22 |
| FLEXIBLE | 22 |
| EXHAUST BRAKES | 22 |
| FORK | 23 |

| | |
|----------------------|----|
| DUST COVERS | 23 |
| ROD | 24 |
| FAN | 24 |
| SWITCH | 24 |
| GASKET SET | 25 |
| GASKET | 25 |
| KIT | 26 |
| LANTERN | 26 |
| HANDLE | 26 |
| BEARING CAP | 27 |
| CLUTCH BEARING | 27 |
| HOSE | 27 |
| SILICON HOSE | 28 |
| KNOB | 28 |
| SPRING | 28 |
| FRAME | 29 |
| DRIVING SHAFT SLEEVE | 29 |
| O'RING | 29 |
| PANEL | 30 |
| BUMPER | 30 |
| SCREW | 30 |
| PEDALS | 32 |
| PIN | 32 |
| SUPPORT | 34 |
| PULLEY | 34 |
| PROTECTIVE | 35 |
| NUT | 35 |
| OBJECT HOLDER | 36 |
| CLAMP | 37 |
| STEEL STUD | 37 |
| PROTECTOR | 37 |
| RELAYS | 37 |
| KING PIN REPAIR KIT | 38 |
| REPAIR KIT | 42 |
| CONTAINERS | 42 |
| RETAINER | 42 |
| ROLLER BEARING | 44 |
| BALL SEATS | 44 |
| SEALINGS | 45 |
| SENSOR | 45 |
| CLUTCH SERVO | 45 |
| SYNCHRONIZING | 46 |
| BRACKET | 46 |
| COVER | 46 |
| TANKS | 47 |
| TERMINALS | 47 |
| PISTON RODS | 47 |
| LOCKS | 48 |
| TUBE | 48 |

| | |
|-------------------------|-----------|
| VW | 5 |
| INJECTOR TUBE | 49 |
| VALVE | 50 |
| DIVERSE VALVE | 51 |
| ROD | 51 |
| SEALINGS | 51 |
| FORD | 52 |
| CLAMP | 52 |
| LEVER | 53 |
| RING | 53 |
| LOCK RING | 53 |
| WASHER | 53 |
| BASE | 54 |
| STOPPER | 54 |
| FUEL FLOAT | 54 |
| WATER PUMP | 54 |
| HAND PUMP | 55 |
| RUBBER | 55 |
| BUSHING ALL TYPE | 55 |
| PLUG | 56 |
| CABLE | 57 |
| SHIM | 57 |
| HOUSING | 58 |
| KEY | 59 |
| CYLINDER | 59 |
| RUBBER MOUNTING | 60 |
| COTTER PIN | 60 |
| AXLE | 60 |
| PISTON | 60 |
| GEAR | 61 |
| BELT TENSIONER | 61 |
| RUNNING BOARD | 61 |
| FILTER | 61 |
| EXHAUST BRAKES | 62 |
| FORK | 62 |
| DUST COVERS | 63 |
| ROD | 63 |
| FAN | 63 |
| SWITCH | 63 |
| GASKET | 64 |
| KIT | 64 |
| LANTERN | 64 |
| CLUTCH BEARING | 65 |
| HOSE | 65 |
| SILICON HOSE | 65 |
| KNOB | 65 |
| WINDOW LIFTER MECHANISM | 66 |
| SPRING | 66 |
| O'RING | 66 |

| | |
|----------------------|-----------|
| BUMPER | 67 |
| SCREW | 67 |
| PIN | 67 |
| PULLEY | 69 |
| NUT | 69 |
| OBJECT HOLDER | 70 |
| STEEL STUD | 70 |
| PROTECTOR | 70 |
| KING PIN REPAIR KIT | 71 |
| CONTAINERS | 74 |
| RETAINER | 74 |
| ROLLER BEARING | 75 |
| BALL SEATS | 75 |
| SEALINGS | 76 |
| CLUTCH SERVO | 76 |
| BRACKET | 76 |
| COVER | 76 |
| TERMINALS | 77 |
| PISTON RODS | 77 |
| LOCKS | 77 |
| TUBE | 78 |
| INJECTOR TUBE | 78 |
| VALVE | 78 |
| DIVERSE VALVE | 78 |
| SOLENOID VALVE | 79 |
| ROD | 79 |
| SEALINGS | 79 |
| CONTACTS | 80 |
| INDEX BY CODE | 81 |

1.01 ABRACADEIRA CLAMP

2376119871 SPRING CLAMP 22 MM

ABRACADEIRA TIPO MOLA 22 MM
004889



/ TODOS MODELOS

2RD115657 SPRING CLAMP

ABRACADEIRA TIPO MOLA
017857
NFU801228KA



14.200 / 12.140H / 14.150 / 14.220 / 16.170 / 16.220 / 14.180 / 24.250 / 35.300 / 35.300H / 12.

2RD117273 STEEL CLAMP 73 X 79 MM

ABRACADEIRA ACO 73 X 79 MM
004875



7.100 / 8.100 / 8.140 / 8.140CO / 8.140CE / L.80 / 12.140T / 8.140CKD / 13.150 / 8.150 MWM

2RD129723 STEEL CLAMP 96 X 102 MM

ABRACADEIRA ACO 96 X 102 MM
004871
NFU801222KN



7.100 / 15.180EOD / 15.190EOD / 7.110 / 8.150 / 7.120 / 8.120 / 13.150 /

2RD253143B CLAMP 94 X 5 MM

ABRAC. ACO C/ CANALETA 94X5 MM
004853
2P0253143B
TGG253143



/ 14.150 / 12.140T / 7.100 / 8.140 / 8.100 / L.80 / 7.110 / 7.120 / 8.120 / 8.150 / 13.150 / 13.180E

2RE117273 CLAMP 77 X 83 MM

ABRAC. ACO TIPO TUCHO 77X83 MM
004973



8.140 / 8.140CO / 8.140CE / 16.180CO / 16.210CO / 17.210OD / 17.250E / 24.250E / 8.150E / 8.150 /

2RE117273A STEEL CLAMP 68 X 74 MM

ABRACADEIRA ACO 68 X 74 MM
004879



8.140 / 8.140CO / 8.140CE / 15.180EOD / 15.190EOD / 17.250E / 23.250E / 24.250E / 8.150E /

2RE117273C STEEL CLAMP 83 X 92 MM

ABRACADEIRA ACO 83 X 92 MM
004975



17.210OD / 26.260 / 31.260 / 17.250E / 17.260EOT / 18.320EOT / 24.250E / 8.150E / 8.150 /

2RE121255 SPRING CLAMP

ABRACADEIRA TIPO MOLA
017855



12.140T / 12.140H / 14.200 / 14.150 / 12.180 / 14.180 / 14.220 / 16.170 / 16.220 / 16.220 LEITO /

2RH129723B CLAMP 86 X 92 MM

ABRAC. ACO TIPO TUCHO 86X92 MM
004974



/ 13.180 / 15.180 / 17.210 MWM EURO 2 / 23.210 MWM EURO 2 / 13.170E / 15.170E / 13.180E / 15.

2S0129142 AIR FILTER CLAMP

ABRAC. INFERIOR FILTRO AR
013352



13.190 / 13.170 / 15.170 / 17.300 / 26.300 / 40.300 / 17.310 / 26.220 / 26.260 / 31.260 / 31.310 / 13.

2S0129142A CLAMP

ABRAC. SUPERIOR FILTRO AR
014884



13.190 / 13.170 / 15.170 / 17.300 / 26.300 / 40.300 / 17.310 / 26.220 / 26.260 / 31.260 / 31.310 / 13.

2T2253143C CLAMP EXHAUST TUBE

MEIA ABRACADEIRA TUBO ESCAPE
017853



26.220 / 26.260E / 31.260E /

2T2253143H EXHAUST CLAMP

ABRACADEIRA TUBO ESCAPAMENTO
015302



19.370 / 25.320 / 15.180EOD / 15.190EOD / 19.320E / 25.370E / 24.250ECONSTELLATION / 17.

2T2253143J CLAMP

ABRACADEIRA TUBO FLEX. ESCAPE
017856



26.220 / 26.260E / 31.260E / 26.260 CONSTELLATION / 31.260 CONSTELLATION /

2T2253143K EXHAUST CLAMP

ABRACADEIRA TUBO ESCAPE
017854



24.250 / 40.300 / 18.310 / 26.260 / 26.310 / 26.220 / 31.260 / 31.310 / 17.210 / 17.220 / 17.300 / 17.

2TE117273 STEEL CLAMP 80 X 86 MM

ABRACADEIRA ACO 80 X 86 MM
004857



12.170BT / 14.170BT / 14.220 / 16.170 / 16.220 / 16.300 / 17.210OD / 24.250 / 35.300 / 40.300 / 15.

2TE117273A STEEL CLAMP 83 X 89 MM

ABRACADEIRA ACO 83 X 89 MM
004877



24.250 / 40.300 / 18.310 / 26.260 / 26.310 / 26.220 / 31.260 / 31.310 / 26.260E / 31.260E / 17.220 /

2Z0129642 STEEL CLAMP 151 X 160 MM

ABRACADEIRA ACO 151 X 160 MM
004867



/ 17.210OD / 17.240OT / 18.310OT / 17.260EOT / 18.320EOT / 24.250ECONSTELLATION / 26.

03873109 BRACKET FOR 3 INJECTION

ABRAC. 3 CANALETAS TUBO INJETOR
005299
920509770044
2R0130531



12.140H / 6.90 / 7.90S / 7.110S / 11.130 / 13.130 / 14.140 / 11.140 / 12.140 / 7.90 /

N0209057 NYLON CLAMP 200 X 5

ABRACADEIRA NYLON 200 X 5
005657



7.100 / 8.100 / 8.140 / 8.140CO / 8.140CE / 12.140T / 12.170BT / 12.180 / 14.150 / 14.170BT /

N0235463 STEEL CLAMP 9 X 13 MM

ABRACADEIRA ACO 9 X 13 MM
004887
796348
ZBZ201193A



8.140 // 8.140CO / 8.140CE / 8.140CKD

NFU801225KA STEEL CLAMP 57 X 76 MM

ABRACADEIRA ACO 57 X 76 MM
004884



/ 14.220 / 16.170 / 16.220 / 17.300 / 17.310 / 16.220 LEITO / 23.310 / 24.220

NFU801229KA STEEL CLAMP 38 X 51 MM

ABRACADEIRA ACO 38 X 51 MM
004883



UNIVERSAL TODOS VEICULOS /

1.01 ABRACADEIRA

CLAMP

TAL117269 CLAMP 104 MM

ABRAC. ACO C/ CANALETA 104 MM
004878



14.220 / 16.220 / 16.300 / 24.250 / 35.300 / 40.300 / 18.310 / 26.260 / 26.310 / 26.220 / 31.260 / 31.

TE3121831E STEEL CLAMP 13 X 19 MM

ABRACADEIRA ACO 13 X 19 MM
004888



14.210 / 16.210 /

TEG253143A CLAMP 108 MM

ABRAC. ACO C/ CANALETA 108 MM
004856
TJG253143A



12.180 / 14.150 / 14.180 / 16.170 / 16.180CO / 16.210CO / 17.210OD / 24.250 / 40.300 / 15.180EOD

TRA145475 CLAMP OF TURBINE

ABRACADEIRA TURBINA
006625
3354862
TIRC818CUM



12.170BT / 14.170BT / 16.170 / 16.200 / 17.250E / 17.210 / 24.250E / 13.170E / 15.170E / 15.190E /

TRG117275 STEEL CLAMP 77 X 86 MM

ABRACADEIRA ACO 76 X 83 MM
004873



24.250 / 35.300 / 35.300H /

1.02 ADAPTADOR

ADAPTER

2R0201156 FUEL FILTER ADAPTER

ADAPTADOR FILTRO COMB.
017806



18.310 / 8.150E / 9.150E / 17.250E / 23.250E / 24.250E / 13.180E / 15.170E / 15.180E / 15.190E /

2RD957501 SPEEDOMETER ADAPTOR

ADAPTADOR VELOCIMETRO
015456



7.100 / 8.100 /

2TA957501A SPEEDOMETER ADAPTOR

ADAPTADOR VELOCIMETRO
015457



L.80 / 16.210CO /

2TA957501B SPEEDOMETER ADAPTOR

ADAPTADOR VELOCIMETRO
015458



L.80 /

2TC957501 SPEEDOMETER ADAPTOR

ADAPTADOR VELOCIMETRO
015450



16.300 / 40.300 /

TAU957501 SPEEDOMETER ADAPTOR

ADAPTADOR VELOCIMETRO
015453



24.250 /

TJG957501H SPEEDOMETER ADAPTOR

ADAPTADOR VELOCIMETRO
015454



24.250 / 24.220 /

TJG957501K SPEEDOMETER ADAPTOR

ADAPTADOR VELOCIMETRO
015455



24.220 / 24.250 /

1.03 ALAVANCA

LEVER

TE3311543 GEAR BOX LEVER

ALAVANCA CAMBIO
018084
3316290
TN4311543



15.180EOD / 15.190EOD / 17.260EOT / 18.320EOT / 17.180 CUMMINS EURO 3 / 17.180

TJG711981C GEAR BOX CONTROL

ALAV. ARTIC. CAIXA CAMBIO RT
005135



16.300 / 24.250 / 35.300 / 40.300 / 24.220 / 26.260 / 26.310 / 26.220 / 31.260 / 31.310 / 26.260E / 31.

1.04 AMORTECEDOR SHOCK ABSORBER

2R2899515 CABIN SHOCK ABSORBER

AMORT. CABINE CONSTELLATION S/
012392



26.260 CONSTELLATION / 31.260
CONSTELLATION / 31.320E CONSTELLATION /

1.05 ANEIS DIVERSOS RING

2R0145487B COMPRESSOR O-RING

O-RING COMPRESSOR AR
017803



15.180EOD / 15.190EOD / 26.260E / 31.260E / 26.
260 CONSTELLATION / 31.260

2S0103487 VALVE COVER RING

ANEL PARAF. TAMPA VALV. CUMMINS 5.9
012464
3358055
2TD103593
2RL103593



12.170BT / 13.170 / 13.190 / 14.170BT / 15.170 /
16.170 / 16.200 / 17.210 CUMMINS EURO 2 / 23.

TAE103209 FLYWHEEL SEALING RING

ANEL VEDACAO VOLANTE MOTOR
013478
904960651301
7002872C1
02872BRAGF
2R0103209



7.100 / 8.100 / 8.120 / 8.150 / 9.150OD / 8.140 / 8.
140CO / 8.140CE / L.80 / 12.140T / 12.180 / 13.

TF3103211 SEALING RING

ANEL VEDACAO CAPA SECA VOLANTE
017799



12.170BT / 14.170BT / 14.220 / 16.170 / 16.220 /
16.300 / 24.250 / 35.300 / 40.300 / 16.220 LEITO /

TRA121045 WATER PUMP SEALING

ANEL VEDACAO B'B D'AGUA
017800



16.170 / 12.170BT / 14.170BT / 16.200 / 13.190 /
13.170 / 15.170 / 17.210 CUMMINS EURO 2 / 23.

1.06 ANEL TRAVA LOCK RING

2T2141231A CLUTCH BEARING LOCK

ANEL TRAVA ROL. EMBREAGEM
018071



26.260 CONSTELLATION / 31.260
CONSTELLATION / 31.320E CONSTELLATION /

2TA608701A SAFETY RING

ANEL SEGURANCA VALV. MANETIM
017805



7.110 / 7.120 / 7.100 / 8.120 / 8.150 / 18.310 / 13-
190 / 15-190 / 13.150 / 13.170 / 15.170 / 13.180 /

NFE661120HF LOCK RING

ANEL TRAVA 18,5 X 1,2
009392



7.100 / 8.100 / 8.140 / L.80 / 12.140T / 12.170BT /
12.180 / 14.150 / 14.170BT / 14.180 / 14.220 / 16.

T11407677 AXLE LOCK RING

ANEL TRAVA MANGA EIXO
010342



12.140T / 12.170BT / 12.140H / 11.130 / 13.130 /
14.140 / 11.140 / 12.140 / 13.190 / 13.170 / 13.150

T2D312077 LOCK GEAR

ANEL TRAVA ENGRENAGEM 3ª VEL.
007538



12.140H / 14.150 / 12.170BT / 14.170BT / 12.
140T / 12.180 / 14.180 / 7.90S / 7.110S / 7.100 /

TE3312061 LOCKING RING

ANEL TRAVA
012124
3315686



17.250E / 14.200 / 16.170 / 16.180CO / 16.200 /
17.210 / 16.220 / 17.220 / 16.300 / 17.300 / 17.

TJG399179C LOCK RING

ANEL TRAVA
012115
014327



24.250 / 26.260 / 26.220 / 31.260 / 26.260E / 31.
260E /

1.07 APOIO BRACKET

2318372091 OUTER DOOR HANDLE

BASE PEQ. MACANETA EXT. PORTA
012458



14.200 / 12.140H / 14.150 / 14.220 / 16.170 / 16.220 / 16.220 LEITO / 24.220 / 24.250 / 35.300 /

2318372111 OUTER DOOR HANDLE

BASE GDE MACANETA EXT. PORTA
012459



14.200 / 12.140H / 14.150 / 14.220 / 16.170 / 16.220 / 16.220 LEITO / 24.220 / 24.250 / 35.300 /

1.08 ARRUELA WASHER

2P0711579B PLASTIC WASHER

ARRUELA PLASTICA
018269



17.210OD / 15.180EOD / 15.190EOD / 5.140 MWM DELIVERY / 8.150 MWM DELIVERY /

2RD407661 STEERING KNUCKLE NUT

ARRUELA TRAVA PORCA MANGA EIXO
005377
02989561



7.100 / 8.100 / 8.140 / 8.140CO / 8.140CE / L.80 / 8.140CKD / 6.90 / 7.90S / 7.110S / 7.110 / 7.90 /

2RD407661B AXLE ADJUSTER WASHER

ARRUELA AJUSTE MANGA EIXO 29,5 X 50,0 X
011244



7.100 / 8.100 / 8.140 / 8.140CO / 8.140CE / 8.140CKD / 6.90 / 7.90S / 7.110S / 7.90 / 8.150 / 7.

2RD407661C AXLE ADJUSTER WASHER

ARRUELA AJUSTE MANGA EIXO 29,5 X 50,0 X
011245



5.140 EOD / 6.90 / 7.100 / 7.110S / 7.120 / 7.90 / 7.90S / 8.100 / 8.120 / 8.120OD / 8.140 / 8.140CE

2RD607054A SLACK ADJUSTER

ARRUELA INTERM. CATRACA FREIO
018119



7.100 / 8.140 / 8.100 / L.80 / 7.110 / 7.120 / 8.120 / 8.150 / 8.150E / 9.150E / 8.150 EOD / 9.150EOD /

T12525377 COPPER WASHER 0,9 X 40

ARRUELA COBRE 0,9X 40 X 45 (1540A45A)
023409



14.200 / 12.140H / 14.150 / 14.150 CHILE / 14.220 / 16.170 / 16.220 / 16.220 LEITO / 12.170BT / 14.

T16513479 SHOCK ABSORBER

ARRUELA AMORTECEDOR CONSTELLATION
016566



14.200 / 12.140H / 14.150 / 14.220 / 16.170 / 16.220 / 16.300 / 12.170BT / 14.170BT / 16.200 / 12.

T16525187 SATELITE SUPPORT

ARRUELA ENC. SATEL. 14 A 16 TON. 2
005335
009128



14.220 / 16.170 / 16.180CO / 16.210CO / 16.220 / 17.210OD / 15.180EOD / 15.190EOD / 16.220

TAF253891 PRESSURE WASHER

ARRUELA PRESSAO FREIO MOTOR (M8) DIN
017706



7.100 / 8.100 / 8.140 / 8.140CO / 8.140CE / L.80 / 12.180 / 14.150 / 14.180 / 14.220 / 16.170 / 16.

TAF299251 WASHER

ARRUELA PISTAO FREIO MOTOR
017711



7.100 / 8.100 / 8.140 / 8.140CO / 8.140CE / L.80 / 14.220 / 16.170 / 16.180CO / 16.210CO / 16.220 /

TJG141867 AXLE LOCK WASHER 9/16

ARRUELA TRAVA DO EIXO 9/16
005068
3001709
2RD141867



17.250E / 12.170BT / 12.180 / 13.170 / 13.180 / 13.190 / 14.150 / 15.180 / 14.170BT / 14.180 / 14.

1.09 ASSENTO SEAT

2Z0511153 SPRING SEAT

ASSENTO SUP. MOLA
014484



17.240OT / 18.310OT / 17.260EOT / 18.320EOT /

1.10 BARRA DE DIRECAO STEERING BAR

T15415701C LEFT TIE ROD

BARRA DIRECAO ESQUERDA
003830



/ 16.210 / 16.210H

1.11 BATENTE STOPPER

2R2899177 CABIN SUSPENSION

BATENTE SUSPENSAO CABINA
018019



17.250E CONSTELLATION / 24.
250ECONSTELLATION / 13.180E

8961300504 PEDAL VALVE CUSHION

BATENTE BORRACHA VALVULA PEDAL
014398



7.100 / 8.100 / 8.140 / 8.140CO / 8.140CE / L.80 /
12.140T / 12.170BT / 12.180 / 14.150 / 14.170BT

1.12 BOCAL NOZZLE

2T0129657 AIRCOM EXHAUST

BOCAL SAIDA AR
018234



17.250E / 13.170 / 13.180 / 13.190 / 15.180 / 15.
170 / 17.220 / 17.300 / 18.310 / 24.250 / 26.260 /

1.13 BOMBA D'AGUA WATER PUMP

2P0121004 WATER PUMP CUMMINS

B'B D'AGUA MWM SPRINT 4 CIL-MOD. 5-140=
013685
940807310015
UB0574



8.150 MWM DELIVERY / 8.150 EOD / 5.140 /
MOTOR MWM 4.08TCE 4C /

2R0121004F WATER PUMP ELECTRONIC

B'B D'AGUA MOTOR MWM X 12 ELETRONICO
012936
961287310016
961207310086
961207310046
961207310016
2S0121004H
2S0121004G



14.180 / 26.260 / 31.260 / 17.210 / 23.210 / 8.150 /
13.170 / 15.170 / 13.180 / 15.180 / 9.150 / 17.260 /

2RB121005 WATER PUMP MWM 4/6 CYL.

B'B D'AGUA MWM 3/4/6 CIL D229 ASP.
004904
922987310026
922987310016
922507310015
75202649
03618992
2R0121004E



12.140H / 6.90 / 7.90S / 11.130 / 13.130 / 11.140 /
12.140 / 7.90 / 6.90S /

2RD198181 ENGINE WATER PUMP MWM

B'B D'AGUA MWM 4/6 CIL S10
004906
UB0579
TAE121005
961087310026
961007310076
961007310036
961007310014



7.100 / 8.100 / 8.140 / 12.180 / 14.150 / 14.180 /
12.140 / 14.200 / 17.210 / 23.210 / 8.150 / 16.210 /

2RK121005 WATER PUMP ENGINE 8.3L

B'B D'AGUA CUMMINS 8.3L SERIE C
004907
UB0732
TF3121005
TE3121005
3285323
2S0121005
2S0121004E



14.220 / 16.170 / 16.220 / 16.300 / 24.250 / 35.300
/ 40.300 / 16.220 LEITO / 18.310 / 26.260 / 26.310

2S0121004B WATER PUMP CUMMINS

B'B D'AGUA MOTOR CUMMINS ELETRONICO
012937
4891252
2R0121004



17.250E / 23.250E / 17.260EOT / 8.150E / 13.
170E / 15.170E / 15.190E / 13.180 / 9.150EOD /

2TD121005 WATER PUMP ENGINE 5.9L

B'B D'AGUA CUMMINS 5.9L SERIE B
004908
2S0121004D B
2S0121004F B
TRA121005 B
BF8T8501A B
BF5X8501A B
UB0731



12.170BT / 14.170BT / 16.170 / 24.250 / 40.300 /
16.200 / 40.300 LEITO / 17.210 / 17.220 / 17.300 /

2TD121005 B WATER PUMP CUMMINS 5.

B'B D'AGUA CUMMINS 5.9L SERIE B
014377
2S0121004F
2S0121004D
UB0731
TRA121005
2S0121004D B
2S0121004F B



12.170BT / 13.170 / 13.190 / 14.170BT / 15.170 /
16.170 / 16.200 / 17.210 / 17.220 / 17.300 / 23.220

1.13 BOMBA D'AGUA

WATER PUMP

7007031C91 WATER PUMP MWM

B'B D'AGUA MOTOR MWM ELETRONICO

022921
961287310016
961207310086
961207310046
961207310016
2S0121004H
2S0121004G



14.180 / 26.260 / 31.260 / 17.210 / 23.210 / 8.150 / 13.170 / 15.170 / 13.180 / 15.180 / 9.150 / 17.260 /

940707310035 WALTER PUMP MWM

B'B D'AGUA MWM 4.0 TCA 4 CIL

007804
0105002
73102



940707310055 WATER PUMP CUMMINS

B'B D'AGUA MWM SPRINT 4 CIL-MOD.

019384



1.14 BOMBA DIRECAO HIDRAULICA

POWER STEERING PUMP

2R0145157 POWER STEERING PUMP

B'B DIRECAO HIDRAULICA

014905



7.100 / 8.140 / 8.140CO / 8.140CE / 7.110 / 8.150 / 7.120 / 8.120 / 9.150OD / 8.120OD / 8.150 OD / 8.

ZF7673975816 POWER STEERING PUMP

B'B DIRECAO HIDRAULICA

023256



7.100 / 8.140 / 8.140CO / 8.140CE / 7.110 / 8.150 / 7.120 / 8.120 / 9.150OD / 8.120OD / 8.150 OD / 8.

1.15 BOMBA ESGUICHO

WINDSHIELD WIPER PUMP

2TA955651 WINDSHIELD WASHER

BOMBA ESGUICHO PARABRISA

005680



L.80 / 18.310 / 26.260E / 31.260E / 17.250E / 23.250E / 24.250E / 8.150E / 13.170E / 15.170E / 15.

1.16 BOMBA MANUAL

HAND PUMP

04099908 HAND PUMP MWM

BOMBA MANUAL MWM

006222
2447222099
2S0261437



12.180 / 14.150 / 14.180 / 16.180CO / 16.210CO / 17.210OD / 12.140H / 6.90 / 7.90S / 7.110S / 11.

906905810101 MANUAL PUMP 111/2/3

BOMBA MANUAL 111/2/3

023622
2447222099
2S0261437



12.180 / 14.150 / 14.180 / 16.180CO / 16.210CO / 17.210OD / 12.140H / 6.90 / 7.90S / 7.110S / 11.

1.17 BORBOLETA THROTTLE

2RE253867 THROTTLE
BORBOLETA FREIO MOTOR
017720



7.100 / 8.100 / 8.140 / 8.140CO / L.80 / 12.140T / 15.180EOD / 15.190EOD / 7.110 / 8.150E / 8.150 /

2S2253867A THROTTLE
BORBOLETA FREIO MOTOR
017732



13.180E CONSTELLATION / 15.180E CONSTELLATION /

2S2253867B THROTTLE
BORBOLETA FREIO MOTOR
017735



26.260 / 26.220 / 31.260 / 26.260 CONSTELLATION / 31.260 CONSTELLATION /

2T0253691 THROTTLE
BORBOLETA FREIO MOTOR
017709



14.220 / 16.220 / 16.300 / 24.250 / 35.300 / 40.300 / 15.180EOD / 15.190EOD / 24.220 / 18.310 / 26.

TAF253867 THROTTLE
BORBOLETA FREIO MOTOR
017716



12.140T / 12.170BT / 12.180 / 14.150 / 14.170BT / 14.180 / 16.170 / 16.180CO / 16.210CO / 17.

1.18 BORRACHA RUBBER

C7TA8100155C BUSHING
BUCHA TRAS. INFERIOR CABINA
007349



T06411041 STABILIZER BAR BUSHING
BUCHA BARRA ESTABIL. DIANT.
007747
2RE411041



6.80 / 6.90 / 7.90S / 7.110S / 7.100 / 8.100 / 8.120 / 8.150 / 8.150OD / 8.140 / 8.140CO / 8.140CE / L.

T11413435A SHOCK ABSORBER
BUCHA AMORTECEDOR TRASEIRO
007759



7.90S / 7.110S / 11.130 / 13.130 / 14.140 / 11.140 / 12.140 / 6.90S / 7.90 /

T11413435A O REAR SHOCK ABSORBER
BUCHA AMORTECEDOR TRASEIRO
004520



/ 7.90S / 7.110S / 11.130 / 13.130 / 14.140 / 11.140 / 12.140 / 6.90S / 7.90

T16411093 FRONT TURNING BAR
MANCAL BARRA ESTAB. DIANT.
004524



/ 12.140 / 14.150 / 14.200 / 14.220 / 16.170 / 16.220 / 24.250 / 35.300 / 12.140H

TAR411041 RUBBER BUSHING
MANCAL BARRA ESTAB. DIANT.
007743
2Z0411324



12.180 / 14.150 / 14.220 / 16.220 / 24.250 / 35.300 / 40.300 /

TE3129611A DRY AIR CLEANER VALVE
VALV. BORRACHA DESCARGA POEIRA
005859



/ 8.150E / 7.100 / 8.100 / 8.120 / 8.150 / 9.150OD / 8.140 / L.80 / 12.140 / 12.140T / 12.170BT / 12.

1.19 BOTAO BUTTON

TJG419669B HORN BUTTON
BOTAO BUZINA
011217



16.180CO / 16.210CO /

1.20 BUCHA DE BRONZE

BRONZE BUSHING

2R0407171C040 STEERING KNUCKLE PIN

BUCHA PINO MANGA EIXO 0,40MM

016937
500056490 D



8.150E / 8.150 / 9.150E / 7.120 / 8.120 / 5.140
MWM DELIVERY / 8.150 MWM DELIVERY / 9.

1.21 BUCHAS DIVERSAS

BUSHING ALL TYPE

2P0407172 BUSHING

BUCHA CHIME MANGA EIXO

018955



5.140 MWM DELIVERY / 8.150 MWM DELIVERY /
8.150 EOD / 5.140 EOD /

2P0711164 MOUNT BUSHING

BUCHA MANGAL TRAMBULADOR

017262



15.180EOD / 15.190EOD / 17.210 EOD / 5.140
MWM DELIVERY / 8.150 MWM DELIVERY /

2R0407171B010 STEERING KNUCKLE PIN

BUCHA PINO MANGA EIXO 0,10MM

016930



7.100 / 8.100 / 8.140 / 8.140CO / 8.140CE / 8.
140CKD / 8.150E / 8.150 / 9.150E / 7.120 / 8.120 /

2R0407171B020 STEERING KNUCKLE PIN

BUCHA PINO MANGA EIXO 0,20MM

016931



7.100 / 8.100 / 8.140 / 8.140CO / 8.140CE / 8.
140CKD / 8.150E / 8.150 / 9.150E / 7.120 / 8.120 /

2R0407171B030 STEERING KNUCKLE PIN

BUCHA PINO MANGA EIXO 0,30MM

016932



7.100 / 8.100 / 8.140 / 8.140CO / 8.140CE / 8.
140CKD / 8.150E / 8.150 / 9.150E / 7.120 / 8.120 /

2R0407171B O BUSHING

BUCHA PINO MANGA EIXO STD

007802
2R0407397 O



7.100 / 8.100 / 8.140 / 8.140CO / 8.140CE / 8.
140CKD / 8.150E / 8.150 / 9.150E / 7.120 / 8.120 /

2R0407172 BUSHING KING PIN

BUCHA CHIME MANGA EIXO

019834



7.100 / 8.100 / 8.140 / 8.140CO / 8.140CE / 8.
140CKD / 8.150E / 8.150 / 9.150E / 7.120 / 8.120 /

2R0805244A BUSHING

BUCHA ARTICULACAO DIANT. CABINA

013268



7.100 / 8.120 / 8.150 / 13.150 / 13.170 / 13.180 /
15.180 / 15.170 / 17.210 / 17.220 / 17.300 / 18.310

2R4405421 KING PIN BUSHING AGRALE

BUCHA PINO MANGA EIXO AGRALE =STD=

024558



2R4405421 10 KING PIN BUSHING AGRALE

BUCHA PINO MANGA EIXO AGRALE 0,10MM

024557



2R4405421 20 KING PIN BUSHING AGRALE

BUCHA PINO MANGA EIXO AGRALE 0,20MM

024555



2R4405421 30 KING PIN BUSHING AGRALE

BUCHA PINO MANGA EIXO AGRALE 0,30MM

024556



2RD807899 BUSHING

BUCHA SUPORTE PLACA

012457



TODOS VEICULOS APARTIR 1994 /

2RP301461 FORK BUSHING

BUCHA GARFO SELETOR TRAMBULADOR

005286



8.150E / 17.250E / 7.100 / 8.100 / 8.120 / 8.150 /
8.140 / 8.140CO / 8.140CE / L.80 / 12.140T / 12.

2T2141197 BUSHING

BUCHA COROA GARFO EMBREAGEM

017868



13.180E CONSTELLATION / 15.180E
CONSTELLATION / 17.250E CONSTELLATION /

2T2141197A CLUTCH FORK BUSHING

BUCHA GARFO EMBREAGEM

017869



15.180EOD / 15.190EOD / 13.180E
CONSTELLATION / 15.180E CONSTELLATION /

1.21 BUCHAS DIVERSAS

BUSHING ALL TYPE

3312252 FORK BUSHING

BUCHA GARFO SELETOR TRAMBULADOR
023245



12.140H / 14.150 / 12.170BT / 14.170BT / 12.140T / 12.180 / 14.180 / 14.200 / 16.170 / 14.220 /

NFU800900 BOX PIN SPACER BUSHING

BUCHA ESPAC. PINO CABINA
006334



TODOS A PARTIR 1991 /

T06407172 BUSHING KING PIN VW

BUCHA CHIME MANGA EIXO
019830



6.80 / 6.90 / 7.90S / 7.110S / 7.90 /

T11407172 BUSHING KING PIN VW

BUCHA CHIME MANGA EIXO
019832



12.140T / 12.170BT / 12.140H / 11.130 / 13.130 / 14.140 / 11.140 /

T16407172 BUSHING KING PIN VW

BUCHA CHIME MANGA EIXO
019836



14.150 / 14.170BT / 14.220 / 16.170 / 16.220 / 16.300 / 24.250 / 35.300 / 40.300 / 16.220 LEITO /

TE3141869 CLUTCH FORK SHAFT

BUCHA EIXO DO GARFO EMBREAGEM
005067
TJG141869



12.170BT / 12.180 / 14.150 / 14.170BT / 14.180 / 14.220 / 16.170 / 16.180CO / 16.210CO / 16.220 /

TJG899441 ENGINE BUSHING

BUCHA PARTIDA
006707



7.100 / 8.100 / 8.140 / L.80 / 12.140T / 12.170BT / 12.180 / 14.150 / 14.170BT / 14.180 / 14.220 / 16.

TMJ512393 BUSHING

BUCHA TIRANTE
004848



/ 24.250 / 24.220

1.22 BUJAO

PLUG

TE3103113Q PLUG

PARAF. ALLEN S/ CAB. M8X1,0X8 DIN 913
014682
217631



12.170BT / 14.170BT / 14.220 / 16.170 / 16.220 / 16.300 / 24.250 / 35.300 / 40.300 / 16.220 LEITO /

TE3103193 CRANKCASE CUMMINS

BUJAO CARTER CUMMINS
006571
2TC145915



/ 17.250E / 12.170BT / 13.170 / 13.190 / 14.170BT / 14.220 / 15.170 / 16.170 / 16.170BT / 16.

1.23 CABO

CABLE

2RD957805B SPEEDOMETER CABLE -

CABO VELOCIMETRO - 2680MM
005385



/ 7.100 / 8.140 / 8.100 / 8.140CE / 8.140CO / 8.140CKD

2RG957805G CABLE

CABO TACOG. P/ EIXO 4.6MM =2595MM=
014079



12.140T /

2RL721555B THROTTLE CABLE 1345 MM

CABO ACELERADOR 1345MM
005395



/ 16.170BT

2RP957805 SPEEDOMETER CABLE -

CABO VELOCIMETRO - 3232MM
004188



/ 16.210CO

2S0721555H THROTTLE CABLE 1340 MM

CABO ACELERADOR 1340MM
003776
2TD721555



/ 16.170 / 12.170BT / 14.170BT / 16.200

2S0721556A THROTTLE CABLE

CABO ACEL. PEDAL A CX. S/ ACEL. MAN. -
005411



/ 13.180 / 15.180 / 17.210 MWM EURO 2 / 23.210 MWM EURO 2

2U0721555B THROTTLE CABLE 1734 MM

CABO ACELERADOR 1734MM
005390
TRG721555



/ 35.300 / 24.250 CHILE / 35.300 CHILE / 35.300 LEITO

2VG721555 THROTTLE CABLE - 1147

CABO ACELERADOR S/ MANUAL - 1147MM
004010



/ 13.170 / 15.170 / 13.190 / 15.190

1.23 CABO CABLE

2VG721555A THROTTLE CABLE 1525MM

CABO ACELERADOR 1525MM
004011



/ 17.210 CUMMINS EURO 2 / 23.210 CUMMINS EURO 2

T00711335A CONTROL STOP CABLE -

CABO PARADA MOTOR =2550MM=
003782
VC-855
31055



/ 11.130 / 13.130 / 14.140 / 11.140 / 12.140 /

T00711335B CABLE

CABO ESTRANGULADOR C/ BOTAO =2420MM=
014077
11155B



6.80 /

T00957805B SPEEDOMETER CABLE -

CABO VELOCIMETRO - 3500MM
003780



/ 11.130 / 13.130 / 11.140 / 12.140 / 14.140

T00957805C CABLE

CABO TACOG. P/ EIXO 3.6MM =4900MM=
014081
11903



22.160 /

T06609701 HAND BRAKE CABLE - LEFT

CABO FREIO MAO L.E. =1558MM=
004018
2R0609701



/ 6.90 / 7.90 / 7.110S / 7.90S

T06609702 HAND BRAKE CABLE -

CABO FREIO MAO L.D. =1195MM=
004019
2R0609702



/ 6.90 / 7.90 / 7.110S / 7.90S

T11957805 CABLE

CABO TACOG. P/ EIXO 3.6MM =3500MM=
014080
11511



7.90S / 7.110S CURVAO / 7.90S CURVAO /

T12957805 SPEEDOMETER CABLE -

CABO VELOCIMETRO - 3500MM
004192



/ 6.90 / 7.90S / 7.110S

TAP957805C SPEEDOMETER CABLE -

CABO VELOCIMETRO - 3340MM
004183



/ 7.100 / 8.140 / 8.140CO / 8.140CE

TAR957805 SPEEDOMETER CABLE -

CABO VELOCIMETRO - 3240MM
004184



/ 16.180CO

TD1711877B OUTLET IN MOTION CABLE

CABO ACION. TOMADA FORCA - 3320MM
005398
2R0711877



/ 6.90 / 7.90S / 7.110S / 11.130 / 13.130 / 14.140 / 11.140 / 12.140

TD1711877C OUTLET IN MOTION

CABO ACEL. TOMADA FORCA - 3920MM
005399
2R0711877A



/ 6.90 / 7.90S / 7.110S / 11.130 / 13.130 / 14.140 / 11.140 / 12.140

1.24 CALCO SHIM

2R0103548F WHEEL CHOCK

CALCO CAMISA 0,25 MM MWM X 10
012991
9610083400404



7.100 / 8.100 / 8.140 / 8.140CO / 8.140CE / L.80 / 12.140T / 12.180 / 14.150 / 14.180 / 16.180CO /

2R0103548G WHEEL CHOCK

CALCO CAMISA 0,40 MM MWM X 10
012990
9610083400414



7.100 / 8.100 / 8.140 / 8.140CO / 8.140CE / L.80 / 12.140T / 12.180 / 14.150 / 14.180 / 16.180CO /

2R0103548H WHEEL CHOCK

CALCO CAMISA 0,30 MM MWM X 10
013052



7.100 / 8.100 / 8.140 / 8.140CO / 8.140CE / L.80 / 12.140T / 12.180 / 14.150 / 14.180 / 16.180CO /

2R0103548I WHEEL CHOCK

CALCO CAMISA 0,50 MM MWM X 10
013154



7.100 / 8.100 / 8.140 / 8.140CO / 8.140CE / L.80 / 12.140T / 12.180 / 14.150 / 14.180 / 16.180CO /

1.24 CALCO

SHIM

2R0407071 WHEEL CHOCK

CALCO PINO MANGA EIXO 57X33,4X0,3
010336
500053593



8.150E / 8.150 / 9.150E / 7.120 / 8.120 / 5.140
MWM DELIVERY / 8.150 MWM DELIVERY / 9.

2R0407071A KING PIN WASHER 57X33,

CALCO AJUSTE MANGA EIXO 57X33,4X0,5
019550



8.150E / 8.150 / 9.150E / 7.120 / 8.120 / 5.140
MWM DELIVERY / 8.150 MWM DELIVERY / 9.

2R0407071B KING PIN WASHER 57X33,

CALCO AJUSTE MANGA EIXO 57X33,4X1
019551



8.150E / 8.150 / 9.150E / 7.120 / 8.120 / 5.140
MWM DELIVERY / 8.150 MWM DELIVERY / 9.

2RD407661D KING PIN WASHER 50,

CALCO AJUSTE MANGA EIXO 50,00X29,50X0,
019547



7.100 / 8.100 / 8.140 / L.80 / 6.90 / 7.90S / 7.110S
/ 6.80 /

2RK107119 CYLINDER LINER RUBBER

CALCO CAMISA 0,10 MM CUMMINS
005279
T7110-010



14.220 / 16.170 / 16.220 / 16.300 / 24.250 / 35.300
/ 40.300 / 16.220 LEITO / 18.310 / 26.260 / 26.310

2RK107121 CYLINDER LINER RUBBER

CALCO CAMISA 0,15 MM CUMMINS
005280
T7115-015



14.220 / 16.170 / 16.220 / 16.300 / 24.250 / 35.300
/ 40.300 / 16.220 LEITO / 18.310 / 26.260 / 26.310

2RK107123 CYLINDER LINER RUBBER

CALCO CAMISA 0,20 MM CUMMINS
005281
T7120-020



14.220 / 16.170 / 16.220 / 16.300 / 24.250 / 35.300
/ 40.300 / 16.220 LEITO / 18.310 / 26.260 / 26.310

2RK107124 WHEEL CHOCK

CALCO CAMISA 0,25 MM CUMMINS
013047



14.220 / 16.170 / 16.220 / 16.300 / 24.250 / 35.300
/ 40.300 / 16.220 LEITO / 18.310 / 26.260 / 26.310

2RK107125 WHEEL CHOCK

CALCO CAMISA 0,50 MM CUMMINS
013048



14.220 / 16.170 / 16.220 / 16.300 / 24.250 / 35.300
/ 40.300 / 16.220 LEITO / 18.310 / 26.260 / 26.310

2RK107126 SHIM 0,30MM CUMMINS

CALCO CAMISA 0,30 MM CUMMINS
024210



14.220 / 16.170 / 16.220 / 16.300 / 24.250 / 35.300
/ 40.300 / 16.220 LEITO / 18.310 / 26.260 / 26.310

2U2103548A WHEEL CHOCK

CALCO CAMISA 0,10 MM MWM EURO 3
014003



19.320E CONSTELLATION / 19.370
CONSTELLATION / 25.370E CONSTELLATION /

2U2103548B WHEEL CHOCK

CALCO CAMISA 0,25 MM MWM EURO 3
014004
2U2103548E



19.320E CONSTELLATION / 19.370
CONSTELLATION / 25.370E CONSTELLATION /

2U2103548C WHEEL CHOCK

CALCO CAMISA 0,50 MM MWM EURO 3
014006
2U2103548G



19.320E CONSTELLATION / 19.370
CONSTELLATION / 25.370E CONSTELLATION /

2U2103548F SHIM 0,15MM MWM 6CYL 9,3L

CALCO CAMISA 0,15 MM MWM 6CL 9,3L 370CV
024016



26.260 CONSTELLATION / 31.260
CONSTELLATION / 31.320E CONSTELLATION /

2U2103548Y WHEEL CHOCK

CALCO CAMISA 0,30 MM MWM EURO 3
014005



19.320E CONSTELLATION / 19.370
CONSTELLATION / 25.370E CONSTELLATION /

T06107119 WHEEL CHOCK

CALCO CAMISA 0,10 MM MWM 229
013960
922903400214



12.140H / 6.90 / 7.90S / 11.130 / 13.130 / 14.140 /
11.140 / 12.140 / 7.90 /

T06107121 WHEEL CHOCK

CALCO CAMISA 0,15 MM MWM 229
013961
922903400234



12.140H / 6.90 / 7.90S / 11.130 / 13.130 / 14.140 /
11.140 / 12.140 / 7.90 /

T06107123 WHEEL CHOCK

CALCO CAMISA 0,20 MM MWM 229
013962
922903400244



12.140H / 6.90 / 7.90S / 11.130 / 13.130 / 14.140 /
11.140 / 12.140 / 7.90 /

T16407679A WHEEL CHOCK

CALCO PINO MANGA EIXO 63,5X45,9X0,3
010349



12.180 / 14.150 / 14.170BT / 14.180 / 14.220 / 16.
170 / 16.180CO / 16.210CO / 16.220 / 16.300 / 24.

T75411185A SHIM

CALCO APOIO GRAMPO MOLA
014621



TAE107119 SPACER LINER RUBBER 0,

CALCO CAMISA 0,10 MM MWM X 10
005283
961083400384
961083400154
2R0103548D



7.100 / 8.100 / 8.140 / 8.140CO / 8.140CE / L.80 /
12.140T / 12.180 / 14.150 / 14.180 / 16.180CO /

TAE107121 SPACER LINER RUBBER 0,

CALCO CAMISA 0,15 MM MWM X 10
005284
961083400164
2R0103548E



7.100 / 8.100 / 8.140 / 8.140CO / 8.140CE / L.80 /
12.140T / 12.180 / 14.150 / 14.180 / 16.180CO /

TAE107123 SPACER LINER RUBBER 0,

CALCO CAMISA 0,20 MM MWM X 10
005285
T7123-020
961083400174



7.100 / 8.100 / 8.140 / 8.140CO / 8.140CE / L.80 /
12.140T / 12.180 / 14.150 / 14.180 / 16.180CO /

1.25 CAPA

COVER

TAT863057232 COVER UNDER

COBERTURA INF. PAINEL INSTR. L.E. (CINZA)
012589



8.140CO / 8.140CE / 12.140 / 12.170BT / 12.180 /
14.150 / 14.170BT / 14.180 / 14.220 / 16.170 / 16.

1.26 CHAPA

PLATE

2S2253691 ENGINE BRAKE PLATE

CHAPA ENCOSTO FREIO MOTOR
017727



26.220 / 26.260 CONSTELLATION / 31.260
CONSTELLATION / 31.320E CONSTELLATION /

1.27 CHAVETA

KEY

2R0419548 RETAINING PIN

CHAVETA PINO MANGA EIXO
010337
2P0419548



8.150E / 8.150 / 9.150E / 7.120 / 8.120 / 5.140
MWM DELIVERY / 8.150 MWM DELIVERY / 9.

2RD407689 KEY, KING

CHAVETA TRAVA PINO MANGA EIXO
007448
02989555



7.100 / 8.100 / 8.140CO / 8.140CE / L.80 / 8.
140CKD / 6.90 / 7.90S / 7.110S / 7.90 / 8.150E / 8.

T11407693 PIN UPPER

CHAVETA PINO MANGA EIXO
007854
2S0419548
T16407693



12.180 / 14.150 / 14.170BT / 14.180 / 14.220 / 16.
170 / 16.180CO / 16.210CO / 16.220 / 16.300 / 17.

TJG407689 PIN LOWER

CHAVETA PINO MANGA EIXO
007852
2S0419548A
T11407689



12.180 / 14.150 / 14.170BT / 14.180 / 14.220 / 16.
170 / 16.180CO / 16.210CO / 16.220 / 16.300 / 35.

1.28 CILINDRO

CYLINDER

2B510014 COMPRESSOR LINER LK15

CIL. COMPR. LK15 (VW) (MF0641)
011538



8.150E / 5.140 MWM DELIVERY / 8.150 MWM
DELIVERY / 9.160E

2P0721405 CLUTCH CYLINDER VW

CIL.ACION.EMBR.VW
025296



17.210E OD / 15.180E OD / 15.190E OD /

2RP253861 ENGINE BRAKE CYLINDER

CIL. ACION. FREIO MOTOR SIST. WABCO
005095
2TK253861



12.140T / 12.180 / 14.150 / 14.180 / 14.220 / 16.
170 / 16.180CO / 16.220 / 16.300 / 17.210OD / 24.

2S2298109 ENGINE BRAKE CYLINDER

CIL. ACION. FREIO MOTOR
017728



26.220 / 26.260 CONSTELLATION / 31.260
CONSTELLATION / 31.320E CONSTELLATION /

2S2721261 CLUTCH CYLINDER 36MM

CIL. ACION. EMBR. DIAM. 36MM CONSTEL.=
022255
2S2721261B



13.180E CONSTELLATION / 15.180E
CONSTELLATION / 17.250E CONSTELLATION /

2T2721261F CLUTCH CYLINDER 36MM

CIL. EMBR. DIAM. 36MM CONSTELLATION
018861
2T2721261C
2T2721261



26.260 CONSTELLATION / 31.260
CONSTELLATION / 31.320E CONSTELLATION /

2TA253861 ENGINE BRAKE CYLINDER

CILINDRO F. MOTOR SIST. WABCO
005097



7.100 / 8.100 / 8.140 / 8.140CO / 8.140CE / L.80 /
8.140CKD / 7.110 / 17.240OT / 18.310OT / 17.

2VB721405 CLUTCH MASTER

CIL. MESTRE EMBREAGEM
013494



7.100 / 8.140CO / 8.140CE / 24.250 / 40.300 / 24.
220 / 7.110 / 17.210 / 17.220 / 17.300 / 26.300 /

1.28 CILINDRO

CYLINDER

2Z0721885 CLUTCH CYLINDER MBB (NO

CARCACA CIL.LONGO SERVO EMBR.MBB.S/
022953



15.190E OD MWM EURO 3 / 17.210E OD MWM
EURO 3 / 17.260EOT / 18.320EOT / 15.180E OD

4214110960 ENGINE BRAKE CYLINDER

CILINDRO F. MOTOR SIST. WABCO
022634



14.150 / 14.220 / 16.170 / 16.220 / 24.250 / 35.300
/ 12.140H / 16.220 LEITO / 24.220 / 35.300 LEITO

4214450020 ENGINE BRAKE CYLINDER

CILINDRO F. MOTOR SIST. WABCO
022662



7.100 / 8.100 / 8.140 / 8.140CO / 8.140CE / L.80 /
8.140CKD / 7.110 / 17.240OT / 18.310OT / 17.

970930104 CLUTCH SERVO HOUSING

CIL. LONGO SERVO EMBR. S/INDIC.
006457



17.250E / 16.180CO / 17.210 / 16.210CO / 17.220
/ 17.300 / 17.210OD / 17.310 / 18.310 / 24.250 /

B925741 COMPRESSOR CYLINDER

CIL. COMPR. LK38 (REGULADOR 88MM)
011534



7.100 / 8.100 / 8.140 / 12.140T / 11.130 / 11.140 /
12.140 / 11.160 / 14.170

B925746 COMPRESSOR CYLINDER

CIL. COMPR. LK38 VW (GOVERNADOR)
011536



7.100 / 8.100 / 8.140 / 12.140T / 14.150 / 11.130 /
11.140 / 12.140 / 14.200

C64110 COMPRESSOR CYLINDER

CIL. COMPR. LK39 (REGULADOR 88MM)
011535



7.100 / 16.210CO / 17.210OD / 15.180EOD / 15.
190EOD / 26.260E / 31.260E / 17.210E OD / 7.110

I90281 ENGINE BRAKE CYLINDER

CIL.ACION.FREIO MOTOR
022636



7.100 / 8.100 / 8.140 / 8.140CO / 8.140CE / L.80 /
8.140CKD / 7.110 / 17.240OT / 18.310OT / 17.

K033409 CLUTCH CYLINDER 36MM

CIL.ACION.EMBR.DIAM.36MM.COSTEL.HASTE
018730
2T2721261C
2T2721261



26.260 CONSTELLATION / 31.260
CONSTELLATION / 31.320E CONSTELLATION /

K033411 CLUTCH CYLINDER 36MM

CIL.ACION.EMBR.36MM.COSTEL.HASTE
019631
2S2721261B



13.180E CONSTELLATION / 15.180E
CONSTELLATION / 17.250E CONSTELLATION /

RCCE00297 CLUTCH MASTER

CIL. MESTRE EMBREAGEM DIAM. 22,22MM
022625
TE3721405
TAR721405



12.140H / 14.150 / 14.220 / 16.210 / 16.220 / 24.
250 / 35.300 / 14.200 / 16.170 / 16.220 LEITO /

RCCE00440 CLUTCH AUX. CYLINDER

CILINDRO AUX. EMBREAGEM
023654
TAP721261



7.100 / 8.100 / 8.140 / 8.140CO / 8.140CE / L.80 /
12.140T / 8.140CKD / 12.140 / 7.110 / 8.150 / 7.

RCCE00700 CLUTH MASTER CYLINDER

CIL. MESTRE EMBREAGEM
023771



7.100 / 8.140CO / 8.140CE / 24.250 / 40.300 / 24.
220 / 7.110 / 17.210 / 17.220 / 17.300 / 26.300 /

TAF253861 ENGINE BRAKE CYLINDER

CIL. ACION. FREIO MOTOR SIST. KNORR
005096



7.100 / 8.100 / 8.140 / 14.220 / 16.170 / 16.180CO
/ 16.210CO / 16.220 / 16.300 / 24.250 / 35.300 /

TF3721405 CLUTCH MASTER

CIL. MESTRE EMBREAGEM DIAM. 22,22MM
004560
TE3721405
TAR721405



12.140H / 14.150 / 14.220 / 16.210 / 16.220 / 24.
250 / 35.300 / 14.200 / 16.170 / 16.220 LEITO /

TN4253861 ENGINE BRAKE CYLINDER

CILINDRO F. MOTOR SIST. WABCO
005094



14.150 / 14.220 / 16.170 / 16.220 / 24.250 / 35.300
/ 12.140H / 16.220 LEITO / 24.220 / 35.300 LEITO

1.29 COLUNA

COLUMN

T00415721A STEERING COLUMN

COLUNA DIRECAO
012484
2106101101X



13.130 / 14.140 / 11.140 / 12.140 /

1.30 COPO GLASSE

2R0201589 WATER COLECTOR

COPO FILTRO D'AGUA
013475



7.100 / 8.140CO / 8.140CE / 16.220 / 24.250 / 40.300 / 18.310 / 26.260 / 26.310 / 26.220 / 31.260 /

1.31 COXIM RUBBER MOUNTING

2P0711026 GEAR LEVER MOUNTING

COXIM ALAVANCA CAMBIO
018261



5.140 MWM DELIVERY / 8.150MWM DELIVERY /

T06199201 FRONT ENGINE BUFFER

COXIM DIANTEIRO MOTOR
004482
BD4T6038A



6.90 / 7.90S / 7.110S /

TJG899607 FRONT CAB BUFFER

COXIM DIANTEIRO CABINA
004488
2R0899413A



7.100 / 8.100 / 8.140 / 8.140CO / 8.140CE / L.80 / 12.140T / 12.170BT / 12.180 / 14.150 / 14.170BT

1.32 CUPILHA COTTER PIN

TAF299263 LOCKING PIN

CUPILHA FREIO MOTOR 5,64X1/2
017712



7.100 / 8.100 / 8.140 / 8.140CO / 8.140CE / L.80 / 14.220 / 16.170 / 16.180CO / 16.220 / 16.300 / 24.

1.33 DEFLETOR DEFLECTOR

TJG807741 BUMPER LOWER

DEFLETOR INFERIOR PARACHOQUE
004815



/ 12.140 / 14.150 / 14.200 / 14.220 / 16.170 / 16.220 / 24.250 / 35.300 / 16.220 LEITO / 24.220 /

1.34 DOBRADICA HINGE

2R2823301 HINGE

DOBRADICA TAMPA FRONTAL L.E.
018519



24.250ECONSTELLATION / 17.250E
CONSTELLATION / 19.320E CONSTELLATION /

2R2823302 HINGE

DOBRADICA TAMPA FRONTAL L.D.
018520



24.250ECONSTELLATION / 19.320E
CONSTELLATION / 19.370 CONSTELLATION /

1.35 EIXO AXLE

2RD253869 THROTTLE SET

CONJ. EIXO BORBOLETA FREIO MOTOR
017722



7.100 / 8.100 / 8.140 / 8.140CO / L.80 / 12.140T /
15.180EOD / 15.190EOD / 7.110 / 8.150E / 8.150 /

2RD525177A SHAFT =28,5X139,5MM=

EIXO CAIXA SATELITE =28,5X139,5MM=
018423



7.100 / 8.140 ARGEN. / 8.140 BOLIVIA / 8.100 / L.
80 / 8.140CO / 8.140CE / CONSTELLATION /

2RD525177B SHAFT =25,3X176MM=

EIXO CAIXA SATELITE =25,3X176MM=
018425



7.100 / 8.140 / 8.100 / 8.140CO / 8.140CE / 8.140
CE CHILE / 8.140 CO CHILE /

2RM141863 CLUTCH FORK SHAFT

EIXO GARFO EMBREAGEM =COMPR. 188,
018185



23.220 / 17.220 /

2S0141707 CLUTCH FORK SHAFT

EIXO GARFO EMBREAGEM =COMPR. 188,
018193



13.170E / 15.170E / 15.190E / 15.180E / 13.180E /

2S2253869A THROTTLE SET

CONJ. EIXO BORBOLETA FREIO MOTOR
017729



13.180E CONSTELLATION / 15.180E
CONSTELLATION /

2S2253869B THROTTLE SET

CONJ. EIXO BORBOLETA FREIO MOTOR
017734



26.260 / 26.220 / 31.260 / 26.260
CONSTELLATION / 31.260 CONSTELLATION /

2U0141701B CLUTCH FORK SHAFT

EIXO GARFO EMBREAGEM =COMPR. 188,
018195



26.260E / 31.260E /

TAR721075 CLUTCH AND BRAKE

EIXO PEDAIS FREIO E EMBREAGEM
005139



/ 16.180CO / 16.210CO / 17.210 / 17.210OD / 17.
240OT / 18.310OT / 15.180EOD / 15.190EOD / 17.

TE3141865 CLUTCH FORK AXLE

EIXO GARFO EMBREAGEM
005066



/ 14.210 / 16.210

TJG141865 SMALL CLUTCH FORK

EIXO GARFO EMBREAGEM PEQUENO
005063



/ 17.250E / 12.170BT / 12.180 / 13.170 / 13.180 /
13.190 / 14.150 / 15.180 / 14.170BT / 14.180 / 14.

TJG253869A ENGINE BRAKE AXLE -

CONJ. EIXO FREIO MOTOR (COD.5084)
006280
TAF253869A



14.220 / 16.170 / 16.220 / 16.300 / 24.250 / 35.300
/ 40.300 /

TJG899369 CAB LOCK AXLE

EIXO TORRE TRASEIRA CABINA
004554



/ 14.200 / 12.140H / 14.150 / 14.220 / 16.170 / 16.
220 / 16.220 LEITO / 24.220 / 24.250 / 35.300 /

TJG899369 X MOUNTING SHAFT

JOGO EIXO TORRE TRAS. CABINA (ANEL+
009393



7.100 / 8.100 / 8.120 / 8.150 / 8.140 / L.80 / 12.
140T / 12.170BT / 12.180 / 13.150 / 13.180 / 14.

1.36 EMBOLO

PISTON

T12525371 ALLOY REDUCTION PISTON

EMBOLO REDUZIDA ALUMINIO =ANODIZADO=
023751



14.200 / 12.140H / 14.150 / 14.150 CHILE / 14.220
/ 16.170 / 16.170 EXP.ARGENTINA / 16.220 / 16.

1.37 ENGRENAGEM

GEAR

2RJ311261 IDLER GEAR, 2ND SPEED

ENGRENAGEM 2ª VEL.
007219



14.200 / 16.170 / 16.180CO / 16.210CO / 13.170E
/ 15.170E / 13.180E / 15.180E / 15.190E /

2TA957821B SPEEDO PINION 18 TEETH

PINHAO VELOCIMETRO - 18 DENTES
005018



/ L.80

T06525159A PLANETARY GEAR 16

ENGR. PLAN. 16 DENTES - 35 ESTRIAS
004745



/ 6.80 / 6.90 / 7.90S / 7.110S

T11957821A SPEEDO PINION 15 TEETH

PINHAO VELOCIMETRO - 15 DENTES
005019



/ 11.130 / 11.140 / 12.140 / 13.130

1.38 ESFERA

BALL

600711569 NYLON BALL GEAR BOX

ESFERA NYLON ALAVANCA CAMBIO
006341



/ 11.130 / 13.130

T06311521 BALL 3/16"

ESFERA ACO 3/16"
013618
10J6



7.90S / 7.110S / 8.150E / 17.250E / 7.100 / 8.100 /
8.120 / 8.150 / 8.140 / 8.140CO / 8.140CE / L.80 /

1.39 ESPACADOR

SPACER

9617232014 SPACER W/THREAD AND

ESPACADOR C/ ROSCA E S/ ROSCA
016064



13.170E / 13.170 / 15.170 / 13.150 / 13.180 / 15.
180

1.40 ESTICADOR

BELT TENSIONER

2R0145299 BELT TENSIONER =

ESTIC. CORREIA MOTOR =ELETRONICO=

011246
4894116
4891116



17.250E / 23.250E / 24.250E / 8.150E / 13.170E /
15.170E / 15.190E / 9.150E / 15.180E / 13.180E /

2T0145299 ENGINE BELT SUPPORT

ESTIC. CORREIA CUMMINS. POLIA LISA

005077
2TA0145299
2T0145299B



18.310 / 26.260 / 26.310 / 31.260 / 31.310 / 17.220
/ 17.310 / 23.220 / 17.180 CUMMINS EURO 3 / 17.

2T2145299A BELT TENSIONER

ESTIC. CORREIA MOTOR

011247
3973831
2T2145299



CONSTELLATION /

2U0145299 BELT SUPPORT CUMMINS

ESTIC. CORREIA MOTOR CUMMINS

005076
2U0145299A
2S0145299
2S0145299B
2TD145275
TJG145275



/ 14.210 / 16.210 / 12.170BT / 13.170 / 13.190 /
14.170BT / 15.160 / 14.220 / 15.170 / 16.170 / 16.

1.41 ESTRIBO

RUNNING BOARD

2S2821331 RUNNING BOARD

ESTRIBO FRONTAL CONSTELLATION

014331
2S28213314M2



17.250E CONSTELLATION / 24.
250ECONSTELLATION / 13.180E

2T2821687 RUNNING BOARD L.H.

ESTRIBO SUP. TETO BAIXO L.E.

014327
2T28216874M2



17.320E CONSTELLATION / 19.320E
CONSTELLATION / 19.370 CONSTELLATION /

1.42 FECHADURA

DOOR LOCK

TAC837015 LEFT DOOR LOCK L.H.

FECHADURA PORTA L.E.

003756
2R0837015
2318370151
211837015H
2118370151



7.100 / 8.100 / 8.140 / L.80 / 12.140T / 12.170BT /
12.180 / 14.150 / 14.170BT / 14.180 / 14.220 / 16.

TE3837016 RIGHT DOOR LOCK

FECHADURA PORTA L.D.

003755
2R0837016
2318370161
211837016H
2118370161



7.100 / 8.100 / 8.140 / L.80 / 12.140T / 12.170BT /
12.180 / 14.150 / 14.170BT / 14.180 / 14.220 / 16.

1.43 FILTRO

FILTER

T11130125 FILTER

FILTRO (PENEIRINHA)

006275



6.90 / 7.90S / 7.110S / 11.130 / 11.140 / 12.140 /
13.130 / 14.140 / 14.150 / 12.180 / 14.180 / 16.

T11198165 DIESEL PRE-FILTER

PRE-FILTRO DIESEL =S/CABECOTE=

006277



/ 6.90 / 7.90S / 7.110S / 11.130 / 11.140 / 12.140 /
13.130 / 14.140 / 16.210CO / 17.210OD

T15129620C AIR FILTER SECONDARY

ELEMENTO SECUNDARIO FILTRO AR

005685
CA3280SY



/ 16.210

TE3115561 ENGINE OIL FILTER

FILTRO OLEO MOTOR CUMMINS 8.3L

005039
TR3115561



/ 14.210 / 16.210

TEG129620 AIR FILTER PRIMARY

ELEMENTO PRIMARIO FILTRO AR

005031



/ 12.170BT / 12.180 / 14.150 / 14.170BT / 14.180
/ 14.200 / 16.200 / 12.140H

TEG129620A AIR FILTER SECONDARY

ELEMENTO SECUNDARIO FILTRO AR

005034
CA4692SY



/ 12.170BT / 12.180 / 14.150 / 14.170BT / 14.180
/ 14.200 / 16.170 / 16.200 / 12.140H / 14.170

1.44 FLANGE

FLANGE

2T2141255 CLUTCH FORK FLANGE

FLANGE GARFO EMBREAGEM
018194



26.260 CONSTELLATION / 31.260
CONSTELLATION / 31.320E CONSTELLATION /

1.45 FLANGE E LUVA P/ CARDA

YOKE

T2D525283 PROPELLER SHAFT

FLANGE CARDA DIFERENCIAL TINKEN
011290



22.140 / 22.160 /

1.46 FLEXIVEL

FLEXIBLE

TE3145745A HYDR. STEERING HOSE

FLEXIVEL DIRECAO HIDRAULICA
004261



/ 14.210

1.47 FREIO MOTOR

EXHAUST BRAKES

2RD253853B ENGINE BRAKE 74MM

FREIO MOTOR =74MM= 2-7/8

005081
2TK253853
2TA253853C
2TA253853B
2RE253853B
2RE253853
2RD253853D



7.100 / 8.100 / 8.140 / 8.140CO / L.80 / 12.140T /
15.180EOD / 15.190EOD / 7.110 / 8.150E / 8.150 /

2S2253853A ENGINE BRAKE 60MM

FREIO MOTOR =60MM= CONSTELLATION

017731



13.180E CONSTELLATION / 15.180E
CONSTELLATION /

2S2253853B ENGINE BRAKE 80MM

FREIO MOTOR =80MM= CONSTELLATION

013935
2T2253853



26.260 / 26.220 / 31.260 / 26.260
CONSTELLATION / 31.260 CONSTELLATION /

4214289150 ENGINE BRAKE 99MM

FREIO MOTOR =99MM= 3-7/8

021854
2RK253853
TMG253853A



14.220 / 16.220 / 16.300 / 24.250 / 35.300 / 40.300
/ 15.180EOD / 15.190EOD / 24.220 / 18.310 / 26.

4214299190 ENGINE BRAKE 85MM

FREIO MOTOR =85MM= 3- 3/8

022631
2RH253853
2T0253853A
2RP253853C
TEG253853B
TEG253853C
TLG253853A



12.140T / 12.170BT / 12.180 / 14.150 / 14.170BT
/ 14.180 / 16.170 / 16.180CO / 16.210CO / 17.

4214299340 ENGINE BRAKE 74MM

FREIO MOTOR =74MM= 2-7/8

022630
2RD253853
2RD253853D
2TK253853
2RD253853C
2RE253853
2R0253853B



7.100 / 8.100 / 8.140 / 8.140CO / L.80 / 12.140T /
15.180EOD / 15.190EOD / 7.110 / 8.150E / 8.150 /

SP5074 ENGINE BRAKE =99MM= 3-7/8

FREIO MOTOR =99MM= 3-7/8

023645
2RK253853
TMG253853A



14.220 / 16.220 / 16.300 / 24.250 / 35.300 / 40.300
/ 15.180EOD / 15.190EOD / 24.220 / 18.310 / 26.

SP6964 ENGINE BRAKE =85MM=3- 3/8

FREIO MOTOR =85MM=3- 3/8

023642
2W0253853
2RH253853C
2RP253853B
2RH253853
2T0253853A
2RP253853C



12.140T / 12.170BT / 12.180 / 14.150 / 14.170BT
/ 14.180 / 16.170 / 16.180CO / 16.210CO / 17.

1.47 FREIO MOTOR

EXHAUST BRAKES

SP7035 ENGINE BRAKE 74MM

FREIO MOTOR =74MM= 2-7/8

021845
2RD253853
2RD253853D
2TK253853
2RD253853C
2RE253853
2R0253853B



7.100 / 8.100 / 8.140 / 8.140CO / L.80 / 12.140T / 15.180EOD / 15.190EOD / 7.110 / 8.150E / 8.150 /

TAR253853 ENGINE BRAKE 85MM

FREIO MOTOR =85MM= 3-3/8

005084
TRA253853
TLG253853A
TLG253853
TEG253853C
TEG253853B
TAR253853A



12.140T / 12.170BT / 12.180 / 14.150 / 14.170BT / 14.180 / 16.170 / 16.180CO / 16.210CO / 17.

TMG253853 ENGINE BRAKE 99MM

FREIO MOTOR =99MM= 3-7/8

007404
2RK253853
TMG253853A



14.220 / 16.220 / 16.300 / 24.250 / 35.300 / 40.300 / 15.180EOD / 15.190EOD / 24.220 / 18.310 / 26.

1.48 GARFO

FORK

2RD312021 GEAR SELECTOR TOWER

GARFO SELETOR TORRE CAMBIO

005160



/ 7.100 / 8.100

2RM141861 CLUTCH FORK

GARFO EMBREAGEM C/ROLETE

005061



12.170BT / 12.180 / 14.150 / 14.170BT / 14.180 / 14.220 / 16.170 / 16.220 / 16.300 / 17.210OD / 24.

2S2141719A CLUTCH FORK

GARFO EMBREAGEM C/ROLETE (MODERNO)

014681
125731
2S2141719D



12.170BT / 12.180 / 14.150 / 14.170BT / 14.180 / 14.220 / 16.170 / 16.220 / 16.300 / 17.210OD / 24.

2T0141707B FORK CLUTCH BEARING

MANCAL ROLAMENTO GARFO EMBREAGEM

017832
2T2141707B
2T2141707A



19.320E CONSTELLATION / 19.370 CONSTELLATION / 25.370E CONSTELLATION /

2T2141719 CLUTCH FORK

GARFO EMBREAGEM C/ ROLETE

017751
2T2141719A
2T2141719E
2T2141719D



13.180E CONSTELLATION / 15.180E CONSTELLATION / 17.250E CONSTELLATION /

2T2141719B CLUTCH ACTIVATION

GARFO EMBREAGEM

017116



26.260 CONSTELLATION / 31.260 CONSTELLATION / 31.320E CONSTELLATION /

T11711973 REAR FORK

HASTE TRASEIRO TRAMBULADOR

005124



/ 6.90 / 11.130 / 13.130

TAR711523 GEARBOX LEVER BRACKET

GARFO APOIO ALAVANCA CAMBIO

005155



/ 7.100 / 8.120 / 8.150 / 9.150 / 13.170 / 16.180CO / 16.210CO

TEG311541A GEAR SELECTOR TOWER

GARFO SELETOR TORRE CAMBIO

005852



/ 12.140

TJG141861 CLUTCH FORK

GARFO EMBREAGEM

005060
2RP141861A
2RP141861



14.150 / 14.220 / 16.170 / 16.180CO / 16.210CO / 16.220 / 16.300 / 17.210OD / 24.250 / 35.300 / 16.

TPH141857 X CLUTCH FORK W/ PIN

GARFO EMBREAGEM C/PINO

015359
2R0141719A X



7.100 / 8.100 / 8.140 / 8.140CO / 8.140CE / L.80 / 12.140T / 7.110 / 8.150E / 8.150 / 7.120 / 8.120 /

1.49 GUARDA-PO

DUST COVERS

TJG711116 GEARBOX LEVER DUST

GUARDA PO ALAVANCA CAMBIO

006745



7.100 / 8.100 / 8.140 / 8.140CO / 8.140CE / L.80 / 12.140T / 12.170BT / 12.180 / 14.150 / 14.170BT

1.50 HASTE

ROD

2RP141147 CLUTCH CYLINDER ROD

HASTE CILINDRO EMBREAGEM
005058
2RP721263



16.180CO /

2RR312141 GEARBOX END SHAFT

HASTE TERM. CAIXA CAMBIO
017794
20925



24.250 CHILE / 24.250 / 35.300 / 35.300H / 40.300
/ 40.300 LEITO / 17.300 / 26.300 / 17.310 / 26.220

2RR312141 C GEARBOX END SHAFT

HASTE TERM. CAIXA CAMBIO =COMPLETO=
018030
BFOX72028 C



16.300 / 24.250 / 35.300 / 40.300 / 24.220 / 26.260
/ 26.310 / 26.220 / 31.260 / 31.310 / 26.260E / 31.

2VB721205 CLUTCH CYLINDER ROD

HASTE ACION. CIL. MESTRE EMBR.
005143



/ 7.100 / 8.120 / 8.140CO / 8.140CE / 8.150 / 9.
150 / 13.150 / 16.180CO / 16.210CO / 7.110 / 7.

T06611647 PULL ROD

HASTE ACION. CIL. RODA DIANT.
013402



6.90 / 7.90S / 7.110S / 7.90 /

1.51 HELICE

FAN

2T2121303 FAN WHEEL

HELICE MOTOR =704MM=
017258
1932225



19.320E / 25.370E / 19.370E / 25.320E / 25.
3200E / 26.260 / 31.260 / 31.320E / 31.370E / 19.

2TB121303 O FAN WHEEL =8 BLADES=

HELICE CUMMINS =8 PAS PLAST=
006014
1932-136



24.250 / 40.300 / 18.310 / 26.310 / 26.220 / 31.310
/ 26.260 CONSTELLATION / 31.260

2W0121303 FAN WHEEL

HELICE MOTOR MWM
017256
1932184



15.180EOD / 15.190EOD / 17.180 MWM EURO 3 /
17.220 MWM EURO 3 / 24.220 MWM EURO 3 / 15.

2Z0121303B FAN WHEEL

HELICE MOTOR C/CAMBIO ZF/ALLISON 4V =
017260



18.310OT / 17.240OT / 17.260EOT / 18.320EOT /

TMJ121303 O FAN WHEEL =9 BLADES=

HELICE MOTOR 9 PAS
007368
1932081 O
2TC121303B O



24.250 / 16.300 / 35.300 /

1.52 INTERRUPTOR

SWITCH

TAR953235 O LIGHT SWITCH

INTERRUPTOR PISCA ALERTA
007648



16.180CO / 16.210CO /

1.53 JOGO DE JUNTA

GASKET SET

2RD198005C TURBINE GLAND SET MWM

JG. JTAS MWM TURBO 4CIL.

004643
941080130046
2RD198005A
2RE198005



/ 12.140T

1.54 JUNTA

GASKET

2830444 EXHAUST MANIFOLD

JUNTA COL. ESCAP. CUMMINS SERIE B =

024136
2R0129589D



17.250E / 23.250E / 24.250E / 8.150E / 13.170E / 15.170E / 15.190E / 9.150E / 15.180E / 13.180E /

2P0129589 EXHAUST MANIFILD

JUNTA COL. ESCAP. CUMMINS SERIE B =

024135
2R0129589D



9.160 ADVANTECH

2R0253137A BRAKE ENGINE GASKET

JUNTA FREIO MOTOR 74MM

006118



7.100 / 8.100 / 8.140 / 8.140CO / 8.140CE / L.80 / 12.140T / 14.150 / 8.140CKD / 12.140H / 7.110 /

2RD129717 GASKET INTAKE MANIFOLD

JUNTA COL. ADMISSAO =PEQUENA=

004584
941088530364
941008530024
2R0129717A
2TA129717



/ 7.100 / 8.140 / 8.100 / L.80 / 7.120 / 8.120 / 8.150 / 13.150 / 8.140CE / 8.140CO / 8.140CKD / 8.

2RD130113 GASKET INJEC. PUMP

JUNTA BOMBA INJETORA

004590
922908530604
2R0130119C
2R0130119E
2TA130113



/ 12.140T / 14.150 / 7.100 / 8.140 / 8.100 / 7.110 / 7.120 / 8.120 / 8.150 / 13.150 / 13.180 / 15.180 / 8.

2S0129589A EXHALUST MANIFOLD

JUNTA COL. ESCAP. CUMMINS SERIE B =

014414
2R0129589D



17.250E / 23.250E / 24.250E / 8.150E / 13.170E / 15.170E / 15.190E / 9.150E / 15.180E / 13.180E /

2S0253137A BRAKE ENGINE GASKET

JUNTA FREIO MOTOR 85MM

018133
TGG253135



12.170BT / 12.180 / 14.150 / 14.170BT / 14.180 / 16.170 / 16.180CO / 16.210CO / 17.210OD / 24.

2T2129589 EXHAUST MANIF. GASKET

JUNTA COL. ESCAP. CUMMINS =ELETR.=

014415
3937479



26.260 CONSTELLATION / 31.260 CONSTELLATION / 31.320E CONSTELLATION /

03618993 GASKET WATER PUMP 229

JUNTA BOMBA D'AGUA 229 TODOS

004610
922208530134



6.90 / 7.90S / 11.130 / 13.130 / 14.140 / 11.140 / 12.140 / 7.90 /

T12525375 SEALING WHIT FELT

FELTRO BRANCO VALV. REDUZIDA

023401



12.170BT / 12.180 / 14.220 / 16.170 / 16.180CO / 16.210CO / 16.220 / 17.210OD / 12.140H / 15.

T16407991 UNIVERSAL WHEEL HUB

JUNTA CUBO RODA

013390



12.170BT / 12.180 / 14.220 / 16.170 / 16.180CO / 16.210CO / 16.220 / 17.210OD / 12.140H / 15.

T2D312057 GEAR COVER GASKET

JUNTA TAMPA CAMBIO CLARK 280-V

014408
240038



12.140H / 14.150 / 12.170BT / 14.170BT / 12.140T / 12.180 / 14.180 / 7.90 / 7.90S / 7.110S /

TAE109289 TIMING GEAR COVER

JUNTA TAMPA DISTRIBUICAO - MWM

004647
961088530494
961088530374
961008530114
961007800014
2S0109245
2R0109245A



/ 12.180 / 14.150 / 14.180 / 14.200 / 16.180CO / 17.240OT

TAE129589 GASKET INTAKE MANIFOLD

JUNTA COLETOR ADMISSAO

004585
961008530144
941008530164
2TA129589



7.100 / 8.100 / 8.140 / 8.140CO / 8.140CE / L.80 / 12.140T / 14.150 / 16.180CO / 16.210CO / 16.210CO / 17.

TAE129589A GASKET EXHAUST

JUNTA COLETOR ESCAPE

004586
961088530524
961008530204
2S0129589C
2S0129589B
21341370 V



7.100 / 8.140CO / 8.140CE / 12.140T / 14.150 / 16.180CO / 16.210CO / 17.210OD / 8.140CKD /

TJG253135 TUBE GASKET

JUNTA FREIO MOTOR 99MM

004631



14.220 / 16.220 / 16.300 / 24.250 / 35.300 / 40.300 / 16.220 LEITO / 18.310 / 26.260 / 26.310 / 26.220

1.54 JUNTA GASKET

TJG301235C GASKET

JUNTA TAMPA CILINDRO CX. CAMBIO

013535
014349



24.250 / 26.260 / 26.300 / 26.310 / 40.300 / 26.220 / 31.260 / 31.310 / 26.260E / 31.260E / 40.300

TL7121043 WATER PUMP GASKET

JUNTA B'B D'AGUA

007639
9229085370734
922908530224



7.110S /

TNQ711111 GASKET

JUNTA TRAMBULADOR CAMBIO

007638
3316780



7.110 / 8.140 / 8.140CE / 8.140CKD / 8.140CO / 8.100 / L.80 / 9.150EOD / 8.150OD / 7.120 / 7.100 /

1.55 KIT KIT

2R0398031 X LOCK AXLE REPAIR KIT

JG. PINOS E MOLAS TRAVA EIXO CX. ZF

011596



/ 9.150OD / 8.150OD / 9.150EOD / 8.120OD / 8.150 EOD / 8.150E PLUS / 9.150E CUMMINS

1.56 LANTERNA LANTERN

690949103 SIGN LANTERN

LANTERNA SINALIZADORA

005686



/ L.80

T12945223A REAR LENS LANTERN

LENTE LANTERNA TRASEIRA

004471



/ 6.90 / 7.90S / 7.110S / 11.130 / 13.130 / 14.140 / 14.210 / 16.210 / 8.150E / 8.100 / 8.120 / 8.150 /

T12953141 LENS LANTERN - FRONT

LENTE LANT. DIANT. ACRILICA

004475
2TA953161
TAC953161



/ 6.90 / 7.90S / 7.110S / 11.130 / 13.130 / 11.140 / 12.140 / 14.150 / 14.200 / 14.220 / 16.170 / 16.220

1.57 MACANETA HANDLE

111837225D INTERIOR

GATILHO MACANETA INT. PORTA L.E.

011264



12.140T / 12.170BT / 12.180 / 14.150 / 14.170BT / 14.180 / 14.220 / 16.170 / 16.220 / 16.300 / 24.

111837226D INTERIOR

GATILHO MACANETA INT. PORTA L.D.

011265



14.150 / 14.220 / 16.170 / 16.220 / 12.170BT / 14.170BT / 16.300 / 24.250 / 35.300 / 35.300 LEITO /

211837020999 DOOR INNER HANDLE

MACANETA INTERNA PORTA - L.E.

005194
21183702021N
N



/ 6.90 / 7.90S / 7.110S / 11.130 / 13.130 / 14.140 / 7.100 / 8.100 / 8.140 / L.80 / 11.140 / 12.140 / 12.

2R2837205 EXTERNAL HANDLE LH

MACANETA EXT. L.E. CONSTELLATION

016006



26.260 CONSTELLATION / 31.260 CONSTELLATION / 31.320E CONSTELLATION /

2R2837206 EXTERNAL HANDLE RH

MACANETA EXT. L.D. CONSTELLATION

016007



11.000 (85...)/ 24.250ECONSTELLATION / 17.250E CONSTELLATION / 19.320E

1.58 MANCAL BEARING CAP

282711119 LEVER BEARING

MANCAL ALAVANCA TRAMBULADOR
005125



/ 11.130 / 13.130 / 11.140

1.59 MANCAL DE EMBREAGEM CLUTCH BEARING

2T2141165H CLUTCH BEARING VW

MANCAL EMBREAGEM CONSTELLATION
014506
3397
1428
1426 R
2T2141165



24.250 / 13.180 / 15.180 / 17.250 /

2T2141165K CLUTCH BEARING VW

MANCAL EMBREAGEM CONSTELLATION
019466



17.230 ONIBUS / 17-280 CONSTELLATION
ADVANTECH / 17.230 OMD / 24-280

T13141161 CLUTCH BEARING =WITH

MANCAL EMBREAGEM C/CUBO E ROLAM.
004084
3362 S
1323 R
125800 E



11.130 / 13.130 / 14.140 / 11.140 / 12.140 / 7.110 /

TEG141165 CLUTCH BEARING

MANCAL EMBREAGEM C/ROLAMENTO
004082
125802 E
2R0141165
2R0141165A
L5535



7.100 / 8.100 / 8.140 / L.80 / 7.110 / 8.150E / 8.150 / 9.150E / 8.120 / 9.150OD / 8.120OD / 9.

TEG141165 F CLUTCH BEARING

MANCAL EMBREAGEM C/ROLAMENTO
022526



7.100 / 8.100 / 8.140 / L.80 / 7.110 / 8.150E / 8.150 / 9.150OD / 8.120OD / 9.150EOD / 6.140 / 7.

1.60 MANGUEIRA HOSE

2RE129311A BREATHING ENGINE HOSE

MANG. RESPIRO MOTOR
017843



12.140T / 8.140 / 8.120 / 8.150 / 13.150 / 8.150EOD / 9.150EOD / 8.140CE / 8.140CO / 8.

2SP145467 TURBO OIL RETURN HOSE

MANGUEIRA RETORNO OLEO TURBO
005169
TE3145467



12.170BT / 14.170BT / 16.170 / 16.200 / 13.190 / 13.170 / 15.170 / 17.210 CUMMINS EURO 2 / 23.

2TB121059A RADIATOR WATER HOSE

MANG. SUP. RADIADOR
012432



17.240OT / 18.310OT /

2VU121073 RADIATOR LOWER HOSE

MANGUEIRA INFERIOR RADIADOR
006021



17.300 / 24.220 CUMMINS BETONEIRA / 26.260 / 31.260 / 31.310 / 26.310 / 18.310 / 24.250 / 23.220

TJG115451B BREATHING ELBOW HOSE

MANGUEIRA COTOVELO DO RESPIRO
005184
TJG115451BS S



/ 12.170BT / 14.170BT / 16.170 / 16.200

1.61 MANGUEIRA SILICONE

SILICON HOSE

2RD129311 BREATHING TUBE HOSE

MANGUEIRA TUBO RESPIRO
005179
922908611844



/ 7.100 / 8.100

2RK145467 TURBINE CONEXION HOSE

MANG. LIGACAO TURBINA =SILICONE AZUL=
005189
TJG145467
2T0145671A



14.220 / 16.220 / 16.220 LEITO / 24.220 /

2V5129653

MANG. INTERC. L.D. PRETA (SAIDA) MAN TGX
027036




2V5129653A

MANG. INTERC. L.E. LARANJA (ENTRADA)
027037



TAL117231 HOSE CONEXION FROM

MANG. LIG. TUBO INTERC./TURBINA
005186



12.170BT / 14.170BT / 14.220 / 16.170 / 16.180CO / 16.210CO / 16.220 / 16.300 / 17.210OD /

TJG115451B S RESPIRE ELBOW HOSE =

MANG. COTOV. RESP. =SILICONE AZUL=
006653
TJG115451BS S



/ 12.170BT / 14.170BT / 16.170 / 16.200

TQG117231 INTERCOOLER CONEXION

MANG. SILICONE INTERCOOLER =AZUL=
006923



12.170BT / 14.170BT / 14.220 / 16.170 / 16.180CO / 16.210CO / 16.220 / 16.300 / 17.210OD /

TQG117231 O SILICONE HOSE WITH

MANG. SILICONE INTERCOOLER =PRETO=
004993



12.170BT / 14.170BT / 14.220 / 16.170 / 16.180CO / 16.210CO / 16.220 / 16.300 / 17.210OD /

TRG117231A TURBINE CONEXION HOSE

MANGUEIRA LIGACAO TURBINA
005185
91HU6W650BA
TRG117231



/ 24.250 / 35.300

1.62 MANOPLA

KNOB

2RR711259 SHIFT KNOB W/ VALVE

MANOPLA ALAV. CAMBIO C/VALVULA
007685
S2581
TJG711259



24.250 / 24.220 / 26.260 / 26.220 / 31.260 / 31.310 / 26.260E / 31.260E /

2T0711141 SHIFT KNOB

MANOPLA ALAVANCA CAMBIO
013397
6038323090
6005200241



18.310 /

TJG711141 SHIFT KNOB

MANOPLA ALAV. CAMBIO
012469



14.200 / 14.150 / 16.170 / 16.200 / 12.180 / 14.180 / 12.140H / 12.140T / 16.180CO / 13-190 / 15-190 /

TJG711259B SHIFT KNOB

MANOPLA ALAVANCA CAMBIO
013492
2UU711259
S2574
S2571



16.300 / 24.250 / 35.300 / 40.300 / 26.310 / 31.310 / 35.300 LEITO / 40.300 LEITO / 24.250 CHILE /

1.63 MOLA

SPRING

2R0301338 SPRING

MOLA MENOR 1,25 X 7,8 X 43,20 RETIFICADA
011573
0732041946



9.150OD / 8.120OD / 8.150 OD / 8.150 EOD / 9.150EOD / 8.150E PLUS / 9.150E CUMMINS

2R0609465 SPRING

MOLA GRANDE PATIM FREIO
012585



7.110 / 8.150E / 8.150 / 9.150E / 8.120 / 5.140 MWM DELIVERY / 9.150OD / 8.120OD / 8.150 OD

2RG607041 REAR BRAKE SHOE

MOLA SAPATA FREIO TRASEIRO
005328
800113



12.140T / 12.170BT / 12.180 / 14.150 / 14.170BT / 14.180 / 14.220 / 16.170 / 16.180CO / 16.210CO /

2RL109623 VALVE SPRING 5.9L SERIE

MOLA VALV. CUM. 5.9L SERIE B
004910



/ 12.170BT / 13.170 / 13.190 / 14.170BT / 15.170 / 16.170 / 16.200 / 17.210 CUMMINS EURO 2 / 23.

1.63 MOLA SPRING

2RP253891 ENGINE BRAKE PISTON

MOLA PISTAO FREIO MOTOR
017946



7.100 / 8.100 / 8.140 / 14.220 / 16.170 / 16.180CO
/ 16.210CO / 16.220 / 16.300 / 24.250 / 35.300 /

2TJ721619 SPRING

MOLA CABO ESTRANGULADOR
012578



16.210CO / 13.180 / 15.180 / 17.210 MWM EURO
2 / 23.210 MWM EURO 2 / 18.310OT / 17.240OT /

T06130553 BRAKE CYLINDER

MOLA RETENCAO CILINDRO FREIO
012571



6.90 / 7.90 / 7.90S / 7.110S /

T06609283 BRAKE SHOE RETAINER

MOLA RETENCAO SAPATA
004926



/ 6.80 / 6.90 / 7.90S / 7.110S

T13311983 TRAMBULATOR BUSHING

MOLA TRAMBULADOR CAMBIO
013503
4303939



12.140H / 14.150 / 12.170BT / 14.170BT / 12.
140T / 12.180 / 14.180 / 14.200 / 16.170 / 7.90 / 7.

TAP721519 ACCELERATOR SPRING

MOLA ACELERADOR
012583



16.170 / 12.170BT / 14.170BT / 12.140T / 14.150
/ 7.100 / 8.140 / 8.100 / L.80 / 8.140CO / 8.140CE /

TE3607033 BRAKE SHOE LOCK SPRING

MOLA TRAVA ROLETE SAPATA FREIO
005317



TEG721619A ACCELERATOR SPRING

MOLA ACELERADOR
012584



12.140H /

1.64 MOLDURA FRAME

2118372391232 RUBBER STRIP

MOLDURA MACANETA INT. PORTA =CINZA=
011263



6.90 / 7.90S / 7.110S / 11.130 / 13.130 / 14.140 /
7.100 / 8.100 / 8.140 / L.80 / 11.140 / 12.140 / 12.

1.65 MORINGA DRIVING SHAFT SLEEVE

2T0311807B GEARBOX DRIVING SHAFT

MORINGA CAMBIO ZF
018623
1297095108
0091302268



18.310 /

1.66 O'RING O'RING

104061 KING PIM RETAINER


RETENTOR PINO MANGA EIXO
023427



7.90S / 7.110S / 7.100 / 8.100 / 8.120 / 8.150 / 9.
1500D / 8.140 / 8.140CO / 8.140CE / L.80 / 8.

2R0121437 O'RING WATER PUMP

O'RING VED. B'B AGUA PEQ. MWM X 10
006579
904931070781



/ 7.100 / 8.100 / 8.120 / 8.150 / 9.150OD / 8.140 /
8.140CO / 8.140CE / L.80 / 13.150 / 13.180 / 15.

T06407373 SEALING RING

RETENTOR PINO MANGA EIXO
007447



7.100 / 8.100 / 8.140 / 8.140CO / 8.140CE / L.80 /
8.140CKD / 7.90S / 7.110S / 8.150 / 7.120 / 8.120

T11107125 SEAL RING

O'RING VEDACAO CAMISA MWM D 229
007755
604931301124



12.140H / 6.90 / 7.90S / 7.110S / 11.130 / 13.130 /
14.140 / 11.140 / 12.140 / 7.90 /

1.66 O'RING

O'RING

T12130803A O'RING INJ. PUMP GASKET

O'RING VEDACAO BOMBA INJETORA
006580
904931070121



/ 7.110S / 12.180 / 13.180 / 14.150 / 15.180 / 14.180 / 14.200 / 16.180CO / 17.210 / 17.240OT / 18.

TAE121853 JUNCTION TUBE GASKET

O'RING VEDACAO TUBO JUNCAO
006577



/ 14.150 / 14.200 / 16.180CO / 14.150 CHILE

1.67 PAINEL

PANEL

TJG807202 BUMPER PANEL

PAINEL ACABAM. PARACHOQUE L.D.
012594



14.150 / 14.200 / 14.220 / 16.170 / 16.220 / 24.250 / 35.300 / 12.140H / 16.220 LEITO / 24.220 / 35.

1.68 PARACHOQUE

BUMPER

2RD807124CTR R.H. BUMPER PROTECTIVE

PONTEIRA PARACHOQUE L.D.
004799



/ 7.100 / 8.100 / 8.140 / L.80

2RL807103033 L.H. BUMPER PROTECTIVE

PONTEIRA PARACHOQUE L.E. =LUXO=
004804



/ 13.150 / 13.180 / 15.180 / 15.170 / 17.210 / 17.220 / 17.300 / 24.250 / 26.300 / 40.300 / 24.220 /

2S0807102B8A8 BUMPER PROTECTIVE

PONTEIRA PARACHOQUE L.D.
006018
2S0807102B



/ 17.250E / 13.150 / 13.180 / 13.190 / 15.180 / 17.210 / 17.220 / 17.310 / 18.310 / 26.260 / 13.170E /

2S0807103B8A8 BUMPER PROTECTIVE

PONTEIRA PARACHOQUE L.E.
006019
2S0807103B



/ 13.150 / 13.190 / 15.190 / 17.210 / 13.180 / 26.220 / 26.260 / 15.180 / 17.310 / 18.310 / 17.220 /

2S08071048A8 BUMPER WITHOUT

PONT. PARAC. S/SPOILER L.D. F.REDONDO
006756
2S0807102
2S08071028A8



/ 13.150 / 13.180 / 13.190 / 15.180 / 17.210 / 17.220 / 17.310 / 18.310 / 22.220 / 26.260 / 26.310 /

2T2807071N28 BUMPER

PARACHOQUE CONSTELLATION 19320
011891



19.320E CONSTELLATION / 19.370 CONSTELLATION / 25.370E CONSTELLATION /

2VF8071038A8 BUMPER PROTECTIVE

PONTEIRA PARACHOQUE L.E.
006059
2VF807103033



/ 14.140 / 14.210 / 16.210 / 17.250E / 13.150 / 13.170 / 13.180 / 13.190 / 14.150 / 15.180 / 14.170BT

1.69 PARAFUSO

SCREW

2R2803877F SCREW

PARAFUSO FILTRO SECADOR M12X1,50X30
017781
8101270144



24.250ECONSTELLATION / 17.250E CONSTELLATION / 19.320E CONSTELLATION /

2RD999491 SCREW C 5.8 M 10 X 30 X 1.

PARAF. SEXT. 5.8 M10 X 30 X 1.50
005258
TN000421X1
NFN605920DK
N0102304



/ 7.110 / 7.120 / 7.100 / 8.120 / 8.150 / 13.190 / 15.190 / 13.170 / 15.170 / 17.300 / 26.300 / 40.300

2RK103591 VALVE TAP SCREW

PARAF. TAMPÁ VALVULA CUMMINS
014542
3922639



14.220 / 16.220 / 16.220 LEITO / 24.250 / 35.300 / 16.300 / 35.300H / 40.300 / 40.300 LEITO / 17.300

2RK129725 SCREW

PARAFUSO FIX. COL. ESCAPE
007951
3918109
TE3129725
TJG129725



14.220 / 16.170 / 16.220 / 17.220 / 17.300 / 17.310 / 18.310 / 24.250 / 26.260 / 26.300 / 26.310 / 35.

1.69 PARAFUSO SCREW

2TD129593 SCREW - M10X1.5X70

PARAF. FIX. COL. ESCAPE - M10X1.5X70
006135
3930249
TE3129593



12.170BT / 14.170BT / 16.170 / 16.200 / 17.210 / 13.190 / 13.170 / 15.170 / 17.210 CUMMINS EURO

2VF999471 SCREW 8.8 M 8 X 20 X 1.25

PARAF. SEXT. 8.8 M8 X 20 X 1.25
005229



/ 17.250E / 13.150 / 13.180 / 13.190 / 15.180 / 15.170 / 17.210 / 17.220 / 17.300 / 17.310 / 18.310 /

2Z0409135 SCREW, HEX HD

PARAFUSO SUSP. MOLA TRAS.
014485



18.310OT / 17.240OT / 17.260EOT / 18.320EOT /

N0101193 SCREW C 8.8 M 12 X 25 X 1.

PARAF. SEXT. 8.8 M12 X 25 X 1.50
005251



/ 6.90 / 7.90S / 7.110S

N0101221 SCREW C 8.8 M 14 X 35 X 1.

PARAF. SEXT. 8.8 M14 X 35 X 1.50
005252



/ UNIVERSAL TODOS VEICULOS

N0101673 SCREW C 8.8 M 12 X 110 X

PARAF. SEXT. 8.8 M12 X 110 X 1.50
005223
T2D899451



/ 7.90S / 7.110S

N0102187 SCREW C 5.8 M 6 X 25 X 1.

PARAFUSO SEXT. 5.8 M6 X 25 X 1.00
005221



/ UNIVERSAL TODOS VEICULOS

N01024015 SCREW C 5.8 M 8 X 20 X 1.

PARAFUSO SEXT. 5.8 M8 X 20 X 1.25
005222



/ 8.150E / 7.100 / 8.100 / 8.120 / 8.150 / 8.140 / L.80 / 7.110 / 7.120 / 9.150E

N0103506 SCREW C 5.8 M 8 X 50 X 1.

PARAF. SEXT. 5.8 M8 X 50 X 1.25
005265



/ 6.90 / 7.90S / 7.110S / 12.180 / 14.150 / 14.180 / 12.140H

N0401064 SCREW

PARAFUSO SUP. FILTRO M14X1,5X4,0
017780



UNIVERSAL TODOS VEICULOS /

N10023901 SCREW C 5.8 M 8 X 90 X 1.

PARAF. SEXT. 5.8 M8 X 90 X 1.25
005257



/ TODOS MODELOS

N1024118 SCREW M 8 X 22 X 1.25

PARAFUSO SEXTAVADO M8 X 22 X 1.25
005214



/ TODOS MODELOS

NF058676AB SCREW 1/2 X 1 X 3/4

PARAFUSO SEXTAVADO 1/2 X 1 X 3/4
005242



/ UNIVERSAL TODOS VEICULOS

NF058721AB SCREW 5/8 - 11 X 2.0

PARAFUSO SEXT. 5.8 - 11 X 2.0
005215



/ TODOS MODELOS

NF058725AB SCREW 5/8 - 11 X 3.0

PARAFUSO SEXTAVADO 5/8 - 11 X 3.0
005216



/ UNIVERSAL TODOS VEICULOS

NFE602208C SCREW M 8 X 27 X 1.25

PARAF. SEXT. C/PONTA M8 X 27 X 1.25
005213



/ TODOS MODELOS

NFE602373C SCREW C 8.8 M 10 X 25 X 1.

PARAFUSO SEXT. 8.8 M10 X 25 X 1.50
005247



/ TODOS MODELOS

NFE800817E SCREW M 6 X 10 X 1.00

PARAFUSO SEXT. M6 X 10 X 1.00
005246



/ TODOS MODELOS

NFN601218AB SCREW M 8 X 65 X 1.25

PARAFUSO SEXT. M8 X 65 X 1.25
005245



/ UNIVERSAL TODOS VEICULOS

T14525873 SCREW

PARAF. MANCAL CARC. DIFERENCIAL M16X2,
014497
082460



12.140T / 12.170BT / 12.180 / 13.150 / 13.170 / 13.180 / 14.150 / 15.180 / 14.170BT / 14.180 / 14.

TAF253227 SCREW ENGINE BRAKE

PARAF. SUPORTE FREIO MOTOR M8X16 (8.8)
017705
2RK109687A
TJG253227



7.100 / 8.100 / 8.140 / 8.140CO / 8.140CE / L.80 / 14.220 / 16.170 / 16.180CO / 16.210CO / 16.220 /

TAR411233A BEAM SPRING GABLE -

PARAF. ESPIGAO FEIXE MOLA TRASEIRO
004401



/ 6.90 / 7.90S / 7.110S

TH7299255 SCREW ENGINE BRAKE

PARAF. BORBOLETA FREIO MOTOR M6X16 (8.
017704



7.100 / 8.100 / 8.140 / 8.140CO / 8.140CE / L.80 / 14.220 / 16.170 / 16.180CO / 16.210CO / 16.220 /

TJG521153 SCREW

PARAFUSO CARDA
007329
F4HT4N272AA



7.90S / 8.140 / 12.140 / 14.150 / 16.170 / 16.220 /

1.69 PARAFUSO SCREW

TMG521153 SCREW

PARAFUSO CARDA
007327



8.140 / 8.140CO / 8.140CE / L.80 / 12.140T / 12.170BT / 14.170BT / 14.220 / 16.180CO / 16.

TMJ521153 SCREW

PARAFUSO CARDA
007328
TAK521153



/ 16.300 / 35.300 / 40.300 / 24.220 / 24.250 / 18.310 / 26.300 / 31.260 / 26.220 / 26.260 / 31.310 /

TRA103385 CYLINDER HEAD SCREW

PARAF. CABECOTE MOTOR
013541
3920779



12.170BT / 13.170 / 13.190 / 14.170BT / 15.170 / 16.170 / 16.200 / 17.210 CUMMINS EURO 2 / 23.

1.70 PEDAL PEDALS

TJG721139 BRAKE PEDAL

PEDAL FREIO
004098



/ 7.100 / 8.100 / 8.140 / 14.200 / 16.170 / 16.220 / 24.250 / 35.300 / 12.140H / 14.150 / 14.220 / 16.

1.71 PINO PIN

2P0321143 PIN CUP

PINO COPO
011575



8.150E / 8.150 / 9.150E / 8.120 / 5.140 MWM DELIVERY / 8.150MWM DELIVERY /

2P0407361 STEERING KNUCKLE AXLE

PINO MANGA EIXO SIFCO - 33,00 X 157,7 (STD)
018950



5.140 MWM DELIVERY / 8.150 MWM DELIVERY / 8.150 EOD / 5.140 EOD /

2P0407361 10 KING PIN SIFCO - 33,10X157,

PINO MANGA EIXO SIFCO - 33,10 X 157,7 (0,10)
018951



5.140 MWM DELIVERY / 8.150 MWM DELIVERY / 8.150 EOD / 5.140 EOD /

2P0407361 20 KING PIN SIFCO - 33,20X157,

PINO MANGA EIXO SIFCO - 33,20 X 157,7 (0,20)
018952



5.140 MWM DELIVERY / 8.150 MWM DELIVERY / 5.140 EOD / 8.150 EOD /

2P0407361 30 KING PIN SIFCO - 33,30X157,

PINO MANGA EIXO SIFCO - 33,30 X 157,7 (0,30)
018953



5.140 MWM DELIVERY / 8.150 MWM DELIVERY / 8.150 EOD / 5.140 EOD /

2P0407361 40 KING PIN SIFCO - 33,40X157,

PINO MANGA EIXO SIFCO - 33,40 X 157,7 (0,40)
018954



5.140 MWM DELIVERY / 8.150 MWM DELIVERY / 8.150 EOD / 5.140 EOD /

2R0311593 KING PIN SPRINGS LOCK

JG. PINOS MOLAS TRAVA EIXO
023438
2RD311995F
2RD311995E



8.140CO / 8.140CE / 8.150E / 9.150E /

2R0321143A GEARBOX PIN CUP

PINO COPO CX. CAMBIO
011595
1307306170



9.150OD / 8.120OD / 8.150 OD / 8.150 EOD / 9.150EOD / 8.150E PLUS / 9.150E CUMMINS

2R0407361010 STEERING KNUCKLE AXLE

PINO MANGA EIXO MERITOR - 31,45 X 180,0 (0,
016908



7.100 / 8.100 / 8.140 / 8.140CO / 8.140CE / 8.140CKD / 8.150E / 8.150 / 7.120 / 8.120 / 5.140

2R0407361020 STEERING KNUCKLE AXLE

PINO MANGA EIXO MERITOR - 31,55 X 180,0 (0,
016909



7.100 / 8.120 / 7.120 / 8.140 / 8.150 / 8.150E / 8.150EOD / 8.150OD / 9.150OD / 9.150EOD / 8.100 /

2R0407361A STEERING KNUCKLE AXLE

PINO MANGA EIXO SIFCO - 33,00 X 169,3 (STD)
010334
500053591A



8.150E / 8.150 / 9.150E / 7.120 / 8.120 / 8.150 MWM DELIVERY / 9.150OD / 8.120OD / 8.150 OD

2R0407361A010 STEERING KNUCKLE AXLE

PINO MANGA EIXO SIFCO - 33,10 X 169,3 (0,10)
016912
500053591B



8.150E / 8.150 / 9.150E / 7.120 / 8.120 / 8.150 MWM DELIVERY / 9.150OD / 8.120OD / 8.150 OD

1.71 PINO

PIN

2R0407361A020 STEERING KNUCKLE AXLE

PINO MANGA EIXO SIFCO - 33,20 X 169,3 (0,20)
016913
500053591C



8.150E / 8.150 / 9.150E / 7.120 / 8.120 / 8.150
MWM DELIVERY / 9.150OD / 8.120OD / 8.150 OD

2R0407361A030 STEERING KNUCKLE AXLE

PINO MANGA EIXO SIFCO - 33,30 X 169,3 (0,30)
016914
500053591D



8.150E / 8.150 / 9.150E / 7.120 / 8.120 / 8.150
MWM DELIVERY / 9.150OD / 8.120OD / 8.150 OD

2R0407361A040 STEERING KNUCKLE AXLE

PINO MANGA EIXO SIFCO - 33,40 X 169,3 (0,40)
016915
500053591E



7.120 / 8.120 / 8.150 / 8.150E / 9.150E / 8.150
EOD / 9.150EOD / 8.150 MWM DELIVERY / 8.

2R0407361STD STEERING KNUCKLE AXLE

PINO MANGA EIXO MERITOR - 31,35 X 180,0
007452
2R0407687STD
2R0407687
2R0407361
VA021PSTD



7.100 / 8.100 / 8.140 / 8.140CO / 8.140CE / 8.
140CKD / 8.150E / 8.150 / 7.120 / 8.120 / 5.140

2R4407361 STEERING KNUCKLE AXLE

PINO MANGA EIXO MERITOR - 31,75 X 180,0
016911



8.150 / 9.150EOD / 9.150 WORKER /

2RD398031 AXLE LOCK SPRING PIN

JOGO PINOS MOLAS TRAVA EIXO
005713
2RD311995F
2RD311995E



7.100 / 8.100 / 8.140 / 8.140CO / 8.140CE / L.80 /
8.140CKD / 7.110 / 8.150 / 7.120 / 8.120 / 9.

2RD407687010 STEERING KNUCKLE AXLE

PINO MANGA EIXO - 28,75 X 181,5 (0,10)
007440
VA069P010
VA017P010
T06407687010



7.100 / 8.100 / 8.140 / 8.140CO / 8.140CE / L.80 /
8.140CKD / 6.90 / 7.90S / 7.110S / 8.150 / 7.120 /

2RD407687020 STEERING KNUCKLE AXLE

PINO MANGA EIXO - 28,85 X 181,5 (0,20)
007441
VA069P020
VA017P020
T06407687020



7.100 / 8.100 / 8.140 / 8.140CO / 8.140CE / 8.
140CKD / 6.90 / 7.90S / 7.110S / 7.120 / 8.120 / 6.

2RD407687030 STEERING KNUCKLE AXLE

PINO MANGA EIXO - 28,95 X 181,5 (0,30)
007442
VA069P030
VA017P030
T06407687030



7.100 / 8.100 / 8.140 / 8.140CO / 8.140CE / 8.
140CKD / 6.90 / 7.90S / 7.110S / 7.120 / 8.120 / 6.

2RD407687STD STEERING KNUCKLE AXLE

PINO MANGA EIXO - 28,85 X 181,5 (STD)
007439
2RD407687
VA069PSTD
VA017PSTD
T06407687STD
T06407687



7.100 / 8.100 / 8.140 / 8.140CO / 8.140CE / 8.
140CKD / 6.90 / 7.90S / 7.110S / 7.120 / 8.120 / 6.

2RD8676518A8 RETAINING PIN

PRESILHA FIXACAO REVEST. =CINZA=
013548
2RD867651



8.150E / 7.100 / 8.120 / 8.150 / 7.110 / 7.120 / 9.
150E / 8.150 MWM DELIVERY / 8.150E PLUS / 9.

2TD407687 STEERING KNUCKLE AXLE

PINO MANGA EIXO MERITOR - 40,80 X 225,0
010340
085239



12.140T / 12.170BT / 12.140H / 13.170E / 13.
180E / 13.190 / 13.170 / 13.150 / 13.180 /

2TD407687 10 STEERING KNUCKLE AXLE

PINO MANGA EIXO MERITOR - 40,90 X 225,0 (0,
019359



12.140T / 12.170BT / 12.140H / 13.170E / 13.
180E / 13.190 / 13.170 / 13.150 / 13.180 /

2TD407687 20 STEERING KNUCKLE AXLE

PINO MANGA EIXO MERITOR - 41,00 X 225,0 (0,
019360



12.140T / 12.170BT / 13.150 / 13.180 / 13.190 /
12.140H / 13.170E / 13.180E / 13.170 /

2TD407687 30 STEERING KNUCKLE AXLE

PINO MANGA EIXO MERITOR - 41,10 X 225,0 (0,
019361



12.140T / 12.170BT / 12.140H / 13.170E / 13.
180E / 13.190 / 13.170 / 13.150 / 13.180 /

T11407687 STEERING KNUCKLE AXLE

PINO MANGA EIXO MERITOR - 40,80 X 233,0
010346



12.140H / 12.170BT / 12.140T / 11.130 / 11.140 /
14.140 / 13.130 /

T11407687 10 STEERING KNUCKLE AXLE

PINO MANGA EIXO MERITOR - 40,90 X 233,0 (0,
019356



12.140H / 12.170BT / 12.140T / 11.130 / 11.140 /
14.140 / 13.130 /

T11407687 20 STEERING KNUCKLE AXLE

PINO MANGA EIXO MERITOR - 41,00 X 233,0 (0,
019357



12.140T / 12.170BT / 12.140H / 11.130 / 13.130 /
14.140 / 11.140 /

T11407687 30 STEERING KNUCKLE AXLE

PINO MANGA EIXO MERITOR - 41,10 X 233,0 (0,
019358



12.140T / 12.170BT / 12.140H / 11.130 / 13.130 /
14.140 / 11.140 /

T11711291 TRANSMISSION LEVER PIN

PINO ALAVANCA CAMBIO
005129



/ 6.90 / 11.130 / 13.130

T13311995A PIN

PINO ELASTICO GARFO CX. CAMBIO
013590
14J001818



14.170BT / 12.140T / 16.170 / 12.170BT / 7.90S /
7.110S / 11.130 / 13.130 / 11.140 / 12.140 / 14.

T16407687 STEERING KNUCKLE AXLE

PINO MANGA EIXO SIFCO - 45,55 X 264,5 (STD)
006823
2S0407361A



12.180 / 14.150 / 14.170BT / 14.180 / 14.220 / 16.
170 / 16.220 / 16.300 / 24.250 / 35.300 / 40.300 /

T16407687 10 STEERING KNUCKLE AXLE

PINO MANGA EIXO SIFCO - 45,65 X 264,5 (0,10)
006870
2S0407361A 10



12.180 / 14.150 / 14.170BT / 14.180 / 14.220 / 16.
170 / 16.220 / 16.300 / 24.250 / 35.300 / 40.300 /

T16407687 20 STEERING KNUCKLE AXLE

PINO MANGA EIXO SIFCO - 45,75 X 264,5 (0,20)
006871
2S0407361A 20



16.210 / 12.180 / 14.150 / 14.170BT / 14.180 / 14.
200 / 14.220 / 16.170 / 16.200 / 16.220 / 16.300 /

1.71 PINO

PIN

T16407687 30 STEERING KNUCKLE AXLE

PINO MANGA EIXO SIFCO - 45,85 X 264,5 (0,30)
016907
2S0407361A 30



12.180 / 14.150 / 14.170BT / 14.180 / 14.220 / 16.170 / 16.220 / 16.300 / 24.250 / 35.300 / 40.300 /

T16407687A STEERING KNUCKLE AXLE

PINO MANGA EIXO BRAS - 45,55 X 256,5 (STD)
006872
085212



12.180 / 14.150 / 14.170BT / 14.180 / 14.220 / 16.170 / 16.180CO / 16.210CO / 16.220 / 16.300 / 17.

T16407687A 10 STEERING KNUCKLE AXLE

PINO MANGA EIXO BRAS - 45,65 X 256,5 (0,10)
006873



12.180 / 14.150 / 14.170BT / 14.180 / 14.220 / 16.170 / 16.180CO / 16.210CO / 16.220 / 16.300 / 17.

T16407687A 11 STEERING KNUCKLE AXLE

PINO MANGA EIXO BRAS - 45,70X256,5 (0,10)
027284



T16407687A 20 STEERING KNUCKLE AXLE

PINO MANGA EIXO BRAS - 45,75 X 256,5 (0,20)
006874



/ 14.200 / 14.150 / 14.220 / 16.170 / 16.220 / 16.300 / 14.170BT / 12.180 / 14.180 / 16.180CO / 16.

T16407687A 30 STEERING KNUCKLE AXLE

PINO MANGA EIXO BRASEIXOS - 45,85 X 256,5
016906



12.180 / 14.150 / 14.170BT / 14.180 / 14.220 / 16.170 / 16.180CO / 16.210CO / 16.220 / 16.300 / 17.

TJG141883 PIN

PINO ESFERICO GARFO EMBREAGEM
011201
2R0311613



7.100 / 8.100 / 8.140 / 8.140CO / 8.140CE / L.80 / 12.140T / 8.140CKD / 12.140H / 7.110 / 8.150 / 7.

1.72 PISTA

SUPPORT

2P0407545 TRACK BUSHING

PISTA BUCHA CHIME
018956



8.150 MWM DELIVERY / 5.140 EOD / 8.150 EOD / 5.140 MWM DELIVERY /

2R0407545 STEERING KNUCKLE

PISTA BUCHA CHIME
019835



7.100 / 8.100 / 8.140 / 8.140CO / 8.140CE / 8.140CKD / 8.150E / 8.150 / 9.150E / 7.120 / 8.120 /

T06407545 BUSHING

PISTA BUCHA CHIME
019831



6.80 / 6.90 / 7.90S / 7.110S / 7.100 / 8.140 / 8.100 / L.80 /

T11407545 BUSHING

PISTA BUCHA CHIME
019833



11.130 / 13.130 / 14.140 / 11.140 / 12.140T / 12.170BT / 12.140H /

T16407545 BUSHING

PISTA BUCHA CHIME
019837



14.150 / 14.170BT / 14.220 / 16.170 / 16.220 / 16.300 / 24.250 / 35.300 / 40.300 / 16.220 LEITO /

1.73 POLIA

PULLEY

2R0903119A FAN BELT PULLEY

POLIA ESTIC. CORREIA
018036
2R0903119E



7.110 / 7.120 / 8.120 / 8.150 / 8.120OD / 8.150 OD / 9.150OD / 13.150 / 13.190 / 23.210 / 15.190 / 17.

2R0903119B FAN BELT PULLEY

POLIA ESTIC. CORREIA
018035



17.250E / 23.250E / 24.250E / 8.150E / 13.170E / 15.170E / 15.190E / 9.150E / 15.180E / 13.180E /

2R0903119C PULLEY TENSOR BELT

POLIA ESTIC. CORREIA
018038
961003810104
2P0903119B



15.180EOD / 15.190EOD / 26.260E / 31.260E / 26.260 CONSTELLATION / 31.260

2R0903119D PULLEY FAN BELT

POLIA ESTIC. CORREIA
018033
961003800014



13.170E / 15.170E / 13.180E / 15.180E / 15.190E / 15.180EOD / 15.190EOD / 17.260EOT / 18.

1.74 POLIA PULLEY

2T0105253B CRANK SHAFT PULLEY

POLIA VIRABREQUIM

014033
4896773
3999913
2R0105253
BG5X6312A



8.150E / 9.150E CUMMINS DELIVERY / 17.250E / 23.250E / 24.250E / 13.170E / 15.170E / 8.

2T0903165 FAN BELT PULLEY

POLIA ESTIC. CORREIA

018034
3971876
2T0903119



8.150E / 17.250E / 17.220 / 17.310 / 18.310 / 26.260 / 26.310 / 13.170E / 15.170E / 23.250E / 15.

TRA903119 FAN BELT PULLEY

POLIA ESTIC. CORREIA

018037
3352874



7.100 / 8.100 / 8.120 / 8.150 / 9.150OD / 8.140 / 8.140CO / 8.140CE / L.80 / 12.140T / 12.170BT /

1.75 PONTEIRA PROTECTIVE

2P0253121A MUFFLER

SILENCIOSO
018278



5.140 MWM DELIVERY / 8.150 MWM DELIVERY /

2P0253683 TUBE

PONTEIRA SILENCIOSO SAIDA LATERAL
018280



5.140 MWM DELIVERY / 8.150 MWM DELIVERY /

2RD253683 TUBE

PONTEIRA TRAS. SILENCIOSO
018288



7.100 / 8.100 / 8.120 / 8.150 / 9.150OD / 8.140 / 8.140CO / 8.140CE / 12.140T / 13.150 / 8.140CKD /

1.76 PORCA NUT

2RD407672 FRONT WHEEL CASTLE

PORCA CASTELO RODA DIANTEIRA

005665
088450



7.100 / 8.100 / 8.140 / 8.140CO / 8.140CE / L.80 / 8.140CKD / 6.90 / 7.90S / 7.110S / 7.110 / 7.90 /

2RR399181 NUT

PORCA HASTE ROSCA ESQ. CX CAMBIO

018032
020926



16.300 / 24.250 / 35.300 / 40.300 / 26.260 / 26.310 / 26.220 / 31.260 / 31.310 / 26.260E / 31.260E /

2RR599213 SCREW NUT "V" SUSP. 6X4

PORCA PARAF. TIRANTE "V" SUSP.6X4

012348



24.250 / 24.220 / 26.260 / 26.310 / 26.220 / 31.260 / 31.310 / 26.260E / 31.260E / 26.260

N011004 NUT 13

PORCA SEXTAVADA LINHA METRICA DIN 13

004381



/ UNIVERSAL TODOS VEICULOS

N0110212 DOUBLE NUT CLASS 2B

PORCA SEXTAVADA DUPLA CLASSE 2B

004374



/ UNIVERSAL TODOS VEICULOS

N0111862 LOCK NUT WITH NYLON

PORCA SEXT. A. TRAVANTE C/ NYLON

004386



/ UNIVERSAL TODOS VEICULOS

N0221461 LOCK NUT CLASS 8 M8 X 1.

PORCA SEXT. A. TRAV. CL. 8 M8 X 1.25

005261



UNIVERSAL TODOS VEICULOS /

N0221491 NUT

PORCA SEXT. A. TRAVANTE ZINCADA

004384



/ UNIVERSAL TODOS VEICULOS

NF033850AB NUT DEGREE 8 CLASS 2B

PORCA SEXTAVADA GRAU 8 CLASSE 2B

004376



/ UNIVERSAL TODOS VEICULOS

NF055718AB NUT

PORCA SEXTAVADA DE TORQUE ZINCADA

004373



/ UNIVERSAL TODOS VEICULOS

NF386180AB LOCK NUT

PORCA SEXT. ROSCA UNF 7/16-20 FIOS

012390



UNIVERSAL TODOS VEICULOS /

NF386478AA LOCK NUT

PORCA SEXT. 1/4"

007644



7.100 / 8.100 / 8.140 / 8.140CO / 8.140CE / 12.140T / 12.170BT / 12.180 / 14.150 / 14.170BT /

1.76 PORCA

NUT

NFE826238KA NUT

PORCA SEXT. LINHA METR. CLASSE 8
004382



/ UNIVERSAL TODOS VEICULOS

NFN620481DF NUT

PORCA SEXT. LINHA METRICA CLASSE 8
004383
WHT005132
N620481S36



12.170BT / 12.180 / 14.150 / 14.170BT / 14.180 /
14.220 / 16.220 / 16.300 / 24.250 / 35.300 / 40.300

T06599517 NUT

PORCA SEXTAVADA DE TORQUE ZINCADA
004370



/ UNIVERSAL TODOS VEICULOS

T11407751 NUT

PORCA CHAVETA MANGA EIXO
007853
088029



12.140T / 12.170BT / 12.180 / 14.150 / 14.170BT
/ 14.180 / 14.220 / 16.180CO / 16.210CO / 17.

T11407759 NUT 5/8X18 UNF

PORCA PO 5/8X18 UNF
020265
088019



12.140T / 12.170BT / 12.140H / 13.170E / 13.
180E / 13.190 / 13.170 / 13.150 / 13.180

T13407671 REAR AXLE OUTER NUT

PORCA EXTERNA MANGA EIXO L.E
005110



/ 11.130 / 13.130 / 14.140 / 14.210 / 16.210

T14501275 NUT 5/8X18 UNF

PORCA PO 5/8X18 UNF
018457
088019



12.180 / 14.150 / 14.170BT / 14.180 / 14.220 / 16.
170 / 16.220 / 16.300 / 24.250 / 35.300 / 40.300 /

TE3145903A COMPRESSOR FIXATION

PORCA FIX. COMPR. CLASSE 8 M12 X 1.75
005256
2T0145903



14.220 / 16.170 / 16.220 / 16.300 / 24.250 / 35.300
/ 40.300 / 16.220 LEITO / 35.300H /

TE3607473 NUT ZH CLASS 2B

PORCA SEXTAVADA ZH CLASSE 2B
004375
800552
2TA607473
NL2101Z



/ 8.150E / 17.250E / 7.100 / 8.100 / 8.120 / 8.150 /
9.150OD / 8.140 / 8.140CO / 8.140CE / L.80 / 12.

TJG145457 TURBINE STUD NUT

PORCA PRISIONEIRO TURBINA
012699
3818824



12.170BT / 14.170BT / 14.220 / 16.170 / 16.220 /
16.300 / 24.250 / 35.300 / 40.300 / 16.200 / 18.310

TJG399181A NUT

PORCA HASTE ROSCA DIR. CX CAMBIO
018031
X9802



16.300 / 24.250 / 35.300 / 40.300 / 26.260 / 26.310
/ 26.220 / 31.260 / 31.310 / 26.260E / 31.260E /

TJG915415 WING NUT

PORCA BORBOLETA
018230



14.200 / 12.140H / 14.150 / 14.220 / 16.170 / 16.
220 / 16.220 LEITO / 24.220 / 24.250 / 35.300 /

TMG525231 NUT

PORCA CAIXA SATELITE L.D.
018120
003269



16.210CO / 17.300 / 17.210 / 17.310 / 17.220 / 23.
210 / 23.220 / 23.310 / 18.310OT / 17.240OT / 17.

1.77 PORTA-OBJETO

OBJECT HOLDER

85HBE23862AB STORAGE COMPARTMENT

PORTA OBJETOS PORTA L.D.
011958



1.78 PRESILHA CLAMP

133857119 GLOVE COMPARTMENT

PRESILHA TRAVA PORTA LUVA
005198



/ 14.200 / 12.140H / 14.150 / 16.170 / 16.220 / 16.220 LEITO / 24.220 / 35.300 / 35.300 LEITO

281853695B CLAMP

PRESILHA GRADE ATE 92
013124



14.200 / 12.140H / 14.150 / 14.220 / 16.170 / 16.220 / 24.220 / 24.250 / 35.300 / 6.90 / 7.90 / 7.90S

1.79 PRISIONEIRO DE ACO STEEL STUD

T11129863 EXHAUST MANIF. STUD - 10

PRIS. COLETOR ESCAPE - 10MM X 57MM
005664
922903510014



12.140H / 11.130 / 13.130 / 11.140 / 12.140 /

T12501224 BOLT WHEEL HUB REAR

PRIS. CUBO RODA TRASEIRA
018462



12.140T / 12.170BT / 12.180 / 13.150 / 13.170 / 13.180 / 12.140H / 13.170E / 13.180E / 13.180E

TJG145455 STUD M10 X 1,5 X 42

PRISIONEIRO ACO TURBINA
012698
602011081030
TAE130113
3818823



17.250E / 12.170BT / 13.170 / 13.190 / 14.170BT / 14.220 / 15.170 / 16.170 / 16.200 / 16.220 / 17.

TL7129863 STUD

PRISIONEIRO COLETOR ADMISSAO
012887
602011081030
TAE130113
3818823



7.110S / 7.100 / 8.100 / 8.120 / 8.150 / 9.150OD / 8.140 / 8.140CO / 8.140CE / L.80 / 12.140T / 12.

1.80 PROTETOR PROTECTOR

2RG863521 INTERNAL FINISHING L.H.

PROTETOR CALOR L.E.
015925



14.220 / 16.170 / 16.220 / 16.220 LEITO / 24.250 / 12.170BT / 16.300 / 35.300 / 35.300 LEITO / 14.

2RG863522 INTERNAL FINISHING R.H.

PROTETOR CALOR L.D.
015924



14.220 / 16.170 / 16.220 / 16.220 LEITO / 24.250 / 12.170BT / 16.300 / 35.300 / 35.300 LEITO / 14.

1.81 RELE RELAYS

TJG953277 TRAFFIC WARNING LAMP

RELE LUZES EMERGENCIA
004957
1119532272



/ 6.90 / 7.90S / 7.110

1.82 REPARO MANGA DE EIXO KING PIN REPAIR KIT

2P0498629 KING PIN SET =SIFCO= 33,
REP. MANGA CPL. P/1LD =SIFCO= 33,00X157,7
018957



5.140 MWM DELIVERY / 8.150EOD / 5.140 EOD /
8.150MWM DELIVERY /

2P0498629 10 KING PIN SET =SIFCO= 33,
REP. MANGA CPL. P/1LD =SIFCO= 33,10X157,7
018958



5.140 MWM DELIVERY / 8.150EOD / 5.140 EOD /
8.150MWM DELIVERY /

2P0498629 20 KING PIN SET =SIFCO= 33,
REP. MANGA CPL. P/1LD =SIFCO= 33,20X157,7
018959



5.140 MWM DELIVERY / 8.150 MWM DELIVERY /
8.150 EOD / 5.140 EOD /

2P0498629 30 KING PIN SET =SIFCO= 33,
REP. MANGA CPL. P/1LD =SIFCO= 33,30X157,7
018960



5.140 MWM DELIVERY / 8.150 MWM DELIVERY /
8.150 EOD / 5.140 EOD /

2P0498629 40 KING PIN SET =SIFCO= 33,
REP. MANGA CPL. P/1LD =SIFCO= 33,40X157,7
018961



5.140 MWM DELIVERY / 8.150 MWM DELIVERY /
8.150 EOD / 5.140 EOD /

2P0498629CH KING PIN SET =SIFCO= 33,
REP. MANGA CPL. P/1LD =SIFCO= 33,00X157,7
019820



5.140 MWM DELIVERY / 8.150EOD / 5.140 EOD /
8.150MWM DELIVERY /

2P0498629CH 10 KING PIN SET =SIFCO= 33,
REP. MANGA CPL. P/1LD =SIFCO= 33,10X157,7
019821



5.140 MWM DELIVERY / 8.150EOD / 5.140 EOD /
8.150MWM DELIVERY /

2P0498629CH 20 KING PIN SET =SIFCO= 33,
REP. MANGA CPL. P/1LD =SIFCO= 33,20X157,7
019822



5.140 MWM DELIVERY / 8.150EOD / 5.140 EOD /
8.150MWM DELIVERY /

2P0498629CH 30 KING PIN SET =SIFCO= 33,
REP. MANGA CPL. P/1LD =SIFCO= 33,30X157,7
019823



5.140 MWM DELIVERY / 8.150EOD / 5.140 EOD /
8.150MWM DELIVERY /

2P0498629CH 40 KING PIN SET =SIFCO= 33,
REP. MANGA CPL. P/1LD =SIFCO= 33,40X157,7
019824



5.140 MWM DELIVERY / 8.150EOD / 5.140 EOD /
8.150MWM DELIVERY /

2R0498629A KING PIN KIT =SIFCO= 33,
REP. MANGA CPL. P/1LD =SIFCO= 33,00X169,3
010318
2RF498629



8.100 / 8.150E / 8.150 / 9.150E / 7.120 / 8.120 / 8.
150 MWM DELIVERY / 9.150OD / 8.120OD / 8.150

2R0498629A 10 KING PIN KIT =SIFCO= 33,
REP. MANGA CPL. P/1LD =SIFCO= 33,10X169,3
017692
2RF498629 10



8.100 / 8.150E / 8.150 / 9.150E / 7.120 / 8.120 / 8.
150 MWM DELIVERY / 9.150OD / 8.120OD / 8.150

2R0498629A 20 KING PIN KIT =SIFCO= 33,
REP. MANGA CPL. P/1LD =SIFCO= 33,20X169,3
017693
2RF498629 20



8.100 / 8.150E / 8.150 / 9.150E / 7.120 / 8.120 / 8.
150 MWM DELIVERY / 9.150OD / 8.120OD / 8.150

2R0498629A 30 KING PIN KIT =SIFCO= 33,
REP. MANGA CPL. P/1LD =SIFCO= 33,30X169,3
017694
2RF498629 30



8.100 / 8.150E / 8.150 / 9.150E / 7.120 / 8.120 / 8.
150 MWM DELIVERY / 9.150OD / 8.120OD / 8.150

2R0498629A 40 KING PIN KIT =SIFCO= 33,
REP. MANGA CPL. P/1LD =SIFCO= 33,40X169,3
018933
2RF498629 40



8.100 / 8.150E / 8.150 / 9.150E / 7.120 / 8.120 / 8.
150 MWM DELIVERY / 9.150OD / 8.120OD / 8.150

2R0498629A 0 KING PIN KIT =SIFCO= 33,
REP. MANGA CPL. P/1LD =SIFCO= 33,00 =STD=
019870



8.100 / 8.150E / 8.150 / 9.150E / 7.120 / 8.120 / 8.
150 MWM DELIVERY / 9.150OD / 8.120OD / 8.150

2R0498629ACH 10 KING PIN KIT =SIFCO= 33,
REP. MANGA CPL. P/1LD =SIFCO= 33,10 =0,10=
019871



8.100 / 8.150E / 8.150 / 9.150E / 7.120 / 8.120 / 8.
150 MWM DELIVERY / 9.150OD / 8.120OD / 8.150

2R0498629ACH 20 KING PIN KIT =SIFCO= 33,
REP. MANGA CPL. P/1LD =SIFCO= 33,20 =0,20=
019872



8.100 / 8.150E / 8.150 / 9.150E / 7.120 / 8.120 / 8.
150 MWM DELIVERY / 9.150OD / 8.120OD / 8.150

2R0498629ACH 30 KING PIN KIT =SIFCO= 33,
REP. MANGA CPL. P/1LD =SIFCO= 33,30 =0,30=
019873



8.100 / 8.150E / 8.150 / 9.150E / 7.120 / 8.120 / 8.
150 MWM DELIVERY / 9.150OD / 8.120OD / 8.150

2R0498629ACH 40 KING PIN KIT =SIFCO= 33,
REP. MANGA CPL. P/1LD =SIFCO= 33,40 =0,40=
019874



8.100 / 8.150E / 8.150 / 9.150E / 7.120 / 8.120 / 8.
150 MWM DELIVERY / 9.150OD / 8.120OD / 8.150

2R0498629G 0 KING PIN KIT =SIFCO= 33,
REP. MANGA CPL. P/1LD =SIFCO= 33,00X169,3
024044



8.150 EOD / 9.150EOD / 9.160 OD / 8.160 OD
EURO V / 9.160 OD EURO V / 5.150 OD EURO V /

2R0498629G 10 KING PIN KIT =SIFCO= 33,
REP. MANGA CPL. P/1LD =SIFCO= 33,10X169,3
024045



9.160 OD / 9.150EOD / 8.150 EOD /

2R0498629G 20 KING PIN KIT =SIFCO= 33,
REP. MANGA CPL. P/1LD =SIFCO= 33,20X169,3
024046



8.150 EOD / 9.150EOD / 9.160 OD /

2R0498629G 30 KING PIN KIT =SIFCO= 33,
REP. MANGA CPL. P/1LD =SIFCO= 33,30X169,3
024047



8.150 EOD / 9.150EOD / 9.160 OD /

1.82 REPARO MANGA DE EIXO

KING PIN REPAIR KIT

2R0498629G 40 KING PIN KIT =SIFCO= 33,

REP. MANGA CPL. P/1LD.=SIFCO= 33,40X169,3
024048



8.150 EOD / 9.150EOD / 9.160 OD /

2R0498629GCH 0 KING PIN KIT =SIFCO= 33,

REP. MANGA CPL. P/1LD.=SIFCO= 33,00X169,3
024141



8.150 EOD / 9.150EOD / 9.160 OD /

2R0498629GCH 10 KING PIN KIT =SIFCO= 33,

REP. MANGA CPL. P/1LD.=SIFCO= 33,10X169,3
024142



8.150 EOD / 9.150EOD / 9.160 OD /

2R0498629GCH 20 KING PIN KIT =SIFCO= 33,

REP. MANGA CPL. P/1LD.=SIFCO= 33,20X169,3
024143



8.150 EOD / 9.150EOD / 9.160 OD /

2R0498629GCH 30 KING PIN KIT =SIFCO= 33,

REP. MANGA CPL. P/1LD.=SIFCO= 33,30X169,3
024144



8.150 EOD / 9.150EOD / 9.160 OD /

2R0498629GCH 40 KING PIN KIT =SIFCO= 33,

REP. MANGA CPL. P/1LD.=SIFCO= 33,40X169,3
024145



9.160 OD / 8.150 EOD / 9.150EOD /

2R4498629 KING PIN KIT =MERITOR=

REP. MANGA CPL. P/1LD.=MERITOR= 31,75MM
024383



9.150 WORKER / 8.150 EOD EIXO BITOLA
MODIFICADA / 9.150 EOD EIXO BITOLA

2R4498629CH KING PIN KIT =MERITOR=

REP. MANGA CPL. P/1LD.=MERITOR= 31,75MM
024387



8.150 EOD EIXO BITOLA MODIFICADA / 9.150
EOD EIXO BITOLA MODIFICADA /

2TD498629 KING PIN SET 40,80X225,

REP. MANGA CPL. P/1LD.=MERITOR= 40,
010319
805795



13.170E / 15.170E / 13.190 / 13.170 / 13.150 / 13.
180 /

2TD498629 10 KING PIN SET 40,90X225,

REP. MANGA CPL. P/1LD.=MERITOR= 40,
019369
805795 10



13.170E / 15.170E / 13.190 / 13.170 / 13.150 / 13.
180 /

2TD498629 20 KING PIN SET 41,00X225,

REP. MANGA CPL. P/1LD.=MERITOR= 41,
019370
807795 20



13.170E / 15.170E / 13.190 / 13.170 / 13.150 / 13.
180 /

2TD498629 30 KING PIN SET 41,10X225,

REP. MANGA CPL. P/1LD.=MERITOR= 41,
019371
805795 30



13.170E / 15.170E / 13.190 / 13.170 / 13.150 / 13.
180 /

2TD498629CH 0 KING PIN SET 40,80X225MM

REP. MANGA CPL. P/1LD.=MERITOR= 40,
019858



13.170E / 15.170E / 13.190 / 13.170 / 13.150 / 13.
180 /

2TD498629CH 10 KING PIN SET 40,90X225MM

REP. MANGA CPL. P/1LD.=MERITOR= 40,
019859



13.170E / 15.170E / 13.190 / 13.170 / 13.150 / 13.
180 /

2TD498629CH 20 KING PIN SET 41,00X225MM

REP. MANGA CPL. P/1LD.=MERITOR= 41,
019860



13.170E / 15.170E / 13.190 / 13.170 / 13.150 / 13.
180 /

2TD498629CH 30 KING PIN SET 41,10X225MM

REP. MANGA CPL. P/1LD.=MERITOR= 41,
019861



13.170E / 15.170E / 13.190 / 13.170 / 13.150 / 13.
180 /

2VC498629 KING PIN KIT =MERITOR=

REP. MANGA CPL. P/1LD.=MERITOR= 31,35MM
010317
805709
2R0498629



7.100 / 8.100 / 8.140 / 8.140CO / 8.140CE / 8.
140CKD / 8.150E / 8.150 / 9.150E / 7.120 / 8.120 /

2VC498629 10 KING PIN KIT =MERITOR=

REP. MANGA CPL. P/1LD.=MERITOR= 31,45MM
017695
2R0498629 10



7.100 / 8.100 / 8.140 / 8.140CO / 8.140CE / 8.
140CKD / 8.150E / 8.150 / 9.150E / 7.120 / 8.120 /

2VC498629 20 KING PIN KIT =MERITOR=

REP. MANGA CPL. P/1LD.=MERITOR= 31,55MM
017696
2R0498629 20



7.100 / 8.100 / 8.140 / 8.140CO / 8.140CE / 8.
140CKD / 8.150E / 8.150 / 9.150E / 7.120 / 8.120 /

2VC498629 30 KING PIN KIT =MERITOR=

REP. MANGA CPL. P/1LD.=MERITOR= 31,65MM
017697
2R0498629 30



7.100 / 8.100 / 8.140 / 8.140CO / 8.140CE / 8.
140CKD / 8.150E / 8.150 / 9.150E / 7.120 / 8.120 /

2VC498629CH 0 KING PIN KIT =MERITOR=

REP. MANGA CPL. P/1LD.=MERITOR= 31,35MM
019866
2R0498629CH 0



7.100 / 8.100 / 8.140 / 8.140CO / 8.140CE / 8.
140CKD / 8.150E / 8.150 / 9.150E / 7.120 / 8.120 /

2VC498629CH 10 KING PIN KIT =MERITOR=

REP. MANGA CPL. P/1LD.=MERITOR= 31,45MM
019867
2R0498629CH
10



7.100 / 8.100 / 8.140 / 8.140CO / 8.140CE / 8.
140CKD / 8.150E / 8.150 / 9.150E / 7.120 / 8.120 /

2VC498629CH 20 KING PIN KIT =MERITOR=

REP. MANGA CPL. P/1LD.=MERITOR= 31,55MM
019868
2R0498629CH
20



7.100 / 8.100 / 8.140 / 8.140CO / 8.140CE / 8.
140CKD / 8.150E / 8.150 / 9.150E / 7.120 / 8.120 /

2VC498629CH 30 KING PIN KIT =MERITOR=

REP. MANGA CPL. P/1LD.=MERITOR= 31,65MM
019869
2R0498629CH
30



7.100 / 8.100 / 8.140 / 8.140CO / 8.140CE / 8.
140CKD / 8.150E / 8.150 / 9.150E / 7.120 / 8.120 /

1.82 REPARO MANGA DE EIXO KING PIN REPAIR KIT

T06498629 KING PIN KIT 28,65X181,5 =

REP. MANGA CPL. P/1LD.=BRAS= 28,65X181,5
007857
805656
2RD498629



7.100 / 8.100 / 8.140 / L.80 / 6.90 / 7.90S / 7.110S
/ 7.110 / 8.150 / 7.120 / 8.120 / 6.80 /

T06498629 10 KING PIN KIT 28,75X181,5 =

REP. MANGA CPL. P/1LD.=BRAS= 28,75X181,5
017698
805665 10
2RD498629 10



7.100 / 8.100 / 8.140 / L.80 / 6.90 / 7.90S / 7.110S
/ 7.110 / 8.150 / 7.120 / 8.120 / 6.80 /

T06498629 20 KING PIN KIT 28,85X181,5 =

REP. MANGA CPL. P/1LD.=BRAS= 28,85X181,5
017699
805665 20
2RD498629 20



7.100 / 8.100 / 8.140 / L.80 / 6.90 / 7.90S / 7.110S
/ 7.110 / 8.150 / 7.120 / 8.120 / 6.80 /

T06498629 30 KING PIN KIT 28,95X181,5 =

REP. MANGA CPL. P/1LD.=BRAS= 28,95X181,5
017700
2RD498629 30



7.100 / 8.100 / 8.140 / L.80 / 6.90 / 7.90S / 7.110S
/ 7.110 / 8.150 / 7.120 / 8.120 / 6.80 /

T06498629CH 0 KING PIN KIT 28,65X181,5 =

REP. MANGA CPL. P/1LD.=BRAS= 28,65X181,5
019846
2RD498629CH



7.100 / 8.100 / 8.140 / L.80 / 6.90 / 7.90S / 7.110S
/ 6.80 /

T06498629CH 10 KING PIN KIT 28,75X181,5 =

REP. MANGA CPL. P/1LD.=BRAS= 28,75X181,5
019847
2RD498629CH
10



7.100 / 8.100 / 8.140 / L.80 / 6.90 / 7.90S / 7.110S
/ 6.80 / 6.90S /

T06498629CH 20 KING PIN KIT 28,85X181,5 =

REP. MANGA CPL. P/1LD.=BRAS= 28,85X181,5
019848
2RD498629CH
20



7.100 / 8.100 / 8.140 / L.80 / 6.90 / 7.90S / 7.110S
/ 6.80 / 6.90S /

T06498629CH 30 KING PIN KIT 28,95X181,5 =

REP. MANGA CPL. P/1LD.=BRAS= 28,95X181,5
019849
2RD498629CH
30



7.100 / 8.100 / 8.140 / L.80 / 6.90 / 7.90S / 7.110S
/ 6.80 / 6.90S /

T11498629 AXLE REPAIR KIT

REP. MANGA CPL. P/1LD.=MERITOR= 40,
005428
805687



12.140T / 12.170BT / 12.140H / 11.130 / 13.130 /
14.140 / 11.140 / 12.140 /

T11498629 10 AXLE REPAIR KIT

REP. MANGA CPL. P/1LD.=MERITOR= 40,
019366



12.140T / 12.170BT / 12.140H / 11.130 / 13.130 /
14.140 / 11.140 / 12.140 / 12.170 /

T11498629 20 AXLE REPAIR KIT

REP. MANGA CPL. P/1LD.=MERITOR= 41,
019367



12.140T / 12.170BT / 12.140H / 11.130 / 13.130 /
14.140 / 11.140 / 12.140 /

T11498629 30 AXLE REPAIR KIT

REP. MANGA CPL. P/1LD.=MERITOR= 41,
019368



12.140T / 12.170BT / 12.140H / 11.130 / 13.130 /
14.140 / 11.140 / 12.140 /

T11498629CH 0 AXLE REPAIR KIT

REP. MANGA CPL. P/1LD.=MERITOR= 40,
019854



12.140T / 12.170BT / 12.140H / 11.130 / 13.130 /
14.140 / 11.140 / 12.140 /

T11498629CH 10 AXLE REPAIR KIT

REP. MANGA CPL. P/1LD.=MERITOR= 40,
019855



12.140T / 12.170BT / 12.140H / 11.130 / 13.130 /
14.140 / 11.140 / 12.140 /

T11498629CH 20 AXLE REPAIR KIT

REP. MANGA CPL. P/1LD.=MERITOR= 41,
019856



12.140T / 12.170BT / 12.140H / 11.130 / 13.130 /
14.140 / 11.140 / 12.140 /

T11498629CH 30 AXLE REPAIR KIT

REP. MANGA CPL. P/1LD.=MERITOR= 41,
019857



12.140T / 12.170BT / 12.140H / 11.130 / 13.130 /
14.140 / 11.140 / 12.140 /

T16498629 KING PIN KIT SIFCO 2 SIDES

REP. MANGA CPL. P/1LD.=SIFCO=45,55X264,5
005429
TAR498629
2VF498629



12.180 / 14.150 / 14.170BT / 14.180 / 14.220 / 16.
170 / 16.180CO / 16.210CO / 16.220 / 16.300 / 17.

T16498629 10 KING PIN KIT COMPLETE

REP. MANGA CPL. P/1LD.=SIFCO=45,65X264,5
017685
TAR498629 10



12.180 / 14.150 / 14.170BT / 14.180 / 14.220 / 16.
170 / 16.180CO / 16.210CO / 16.220 / 16.300 / 17.

T16498629 20 KING PIN KIT COMPLETE

REP. MANGA CPL. P/1LD.=SIFCO=45,75X264,5
017687
2VF498629 20
TAR498629 20



12.180 / 14.150 / 14.170BT / 14.180 / 14.220 / 16.
170 / 16.180CO / 16.210CO / 16.220 / 16.300 / 17.

T16498629 30 KING PIN KIT COMPLETE

REP. MANGA CPL. P/1LD.=SIFCO=45,85X264,5
017688
2VF498629 30
TAR498629 30



12.180 / 14.150 / 14.170BT / 14.180 / 14.220 / 16.
170 / 16.180CO / 16.210CO / 16.220 / 16.300 / 17.

T16498629A KING PIN KIT 45,55X256,5 =

REP. MANGA CPL. P/1LD.=BRAS= 45,55X256,5
007858



14.150 / 14.200 / 17.210 / 17.300 / 17.310 / 23.210
/ 23.310 / 13.170E / 15.170E / 15.190E / 15.180E /

T16498629A 10 KING PIN KIT 45,65X256,5 =

REP. MANGA CPL. P/1LD.=BRAS= 45,65X256,5
017689



14.150 / 14.200 / 17.210 / 17.300 / 17.310 / 23.210
/ 23.310 / 13.170E / 15.170E / 15.190E / 15.180E /

T16498629A 20 KING PIN KIT COMPLETE

REP. MANGA CPL. P/1LD.=BRAS= 45,75X256,5
017690



14.150 / 14.200 / 17.210 / 17.300 / 17.310 / 23.210
/ 23.310 / 13.170E / 15.170E / 15.190E / 15.180E /

T16498629A 30 KING PIN KIT 45,85X256,5 =

REP. MANGA CPL. P/1LD.=BRAS= 45,85X256,5
017691



14.150 / 14.200 / 17.210 / 17.300 / 17.310 / 23.210
/ 23.310 / 13.170E / 15.170E / 15.190E / 15.180E /

1.82 REPARO MANGA DE EIXO

KING PIN REPAIR KIT

T16498629ACH 0 KING PIN KIT 45,55X256,5 =

REP. MANGA CPL. P/1LD.=BRAS= 45,55X256,5
019850



14.150 / 14.200 / 17.210 / 17.300 / 17.310 / 23.210 / 23.310 / 13.170E / 15.170E / 15.190E / 15.180E /

T16498629ACH 10 KING PIN KIT 45,65X256,5 =

REP. MANGA CPL. P/1LD.=BRAS= 45,65X256,5
019851



14.150 / 14.200 / 17.210 / 17.300 / 17.310 / 23.210 / 23.310 / 13.170E / 15.170E / 15.190E / 15.180E /

T16498629ACH 20 KING PIN KIT 45,75X256,5 =

REP. MANGA CPL. P/1LD.=BRAS= 45,75X256,5
019852



14.150 / 14.200 / 17.210 / 17.300 / 17.310 / 23.210 / 23.310 / 13.170E / 15.170E / 15.190E / 15.180E /

T16498629ACH 30 KING PIN KIT 45,85X256,5 =

REP. MANGA CPL. P/1LD.=BRAS= 45,85X256,5
019853



15.170 / 17.300 // 15.180 / 17.210 / 17.310 / 23.210 / 23.310 / 14.200 / 14.150 / 13.170E / 15.170E /

T16498629B KING PIN KIT 45,55X256,5 =

REP. MANGA CPL. P/1LD.=BRAS= 45,55X256,5
023340



12.180 / 14.150 / 14.170BT / 14.180 / 14.220 / 16.170 / 16.180CO / 16.210CO / 16.220 / 16.300 / 17.

T16498629B 10 KING PIN KIT 45,65X256,5 =

REP. MANGA CPL. P/1LD.=BRAS= 45,65X256,5
023341



12.180 / 14.150 / 14.170BT / 14.180 / 14.220 / 16.170 / 16.180CO / 16.210CO / 16.220 / 16.300 / 17.

T16498629B 20 KING PIN KIT 45,75X256,5 =

REP. MANGA CPL. P/1LD.=BRAS= 45,75X256,5
023342



12.180 / 14.150 / 14.170BT / 14.180 / 14.220 / 16.170 / 16.180CO / 16.210CO / 16.220 / 16.300 / 17.

T16498629B 30 KING PIN KIT 45,85X256,5 =

REP. MANGA CPL. P/1LD.=BRAS= 45,85X256,5
023343



12.180 / 14.150 / 14.170BT / 14.180 / 14.220 / 16.170 / 16.180CO / 16.210CO / 16.220 / 16.300 / 17.

T16498629BCH 0 KING PIN KIT 45,55X256,5 =

REP. MANGA CPL. P/1LD.=BRAS= 45,55X256,5
023344



12.180 / 14.150 / 14.170BT / 14.180 / 14.220 / 16.170 / 16.180CO / 16.210CO / 16.220 / 16.300 / 17.

T16498629BCH 10 KING PIN KIT 45,65X256,5 =

REP. MANGA CPL. P/1LD.=BRAS= 45,65X256,5
023345



12.180 / 14.150 / 14.170BT / 14.180 / 14.220 / 16.170 / 16.180CO / 16.210CO / 16.220 / 16.300 / 17.

T16498629BCH 20 KING PIN KIT 45,75X256,5 =

REP. MANGA CPL. P/1LD.=BRAS= 45,75X256,5
023346



12.180 / 14.150 / 14.170BT / 14.180 / 14.220 / 16.170 / 16.180CO / 16.210CO / 16.220 / 16.300 / 17.

T16498629BCH 30 KING PIN KIT 45,85X256,5 =

REP. MANGA CPL. P/1LD.=BRAS= 45,85X256,5
023347



12.180 / 14.150 / 14.170BT / 14.180 / 14.220 / 16.170 / 16.180CO / 16.210CO / 16.220 / 16.300 / 17.

T16498629B VP KING PIN KIT 45,65X256,5 =

REP. MANGA CPL. P/1LD.=BRAS= 45,65X256,5
026552



T16498629CH 0 KING PIN KIT SIFCO 2 SIDES

REP. MANGA CPL. P/1LD.=SIFCO=45,55X264,5
019862
2VF498629CH



12.180 / 14.150 / 14.170BT / 14.180 / 14.220 / 16.170 / 16.180CO / 16.210CO / 16.220 / 16.300 / 17.

T16498629CH 10 KING PIN KIT COMPLETE

REP. MANGA CPL. P/1LD.=SIFCO=45,65X264,5
019863
2VF498629CH
10



12.180 / 14.150 / 14.170BT / 14.180 / 14.220 / 16.170 / 16.180CO / 16.210CO / 16.220 / 16.300 / 17.

T16498629CH 20 KING PIN KIT COMPLETE

REP. MANGA CPL. P/1LD.=SIFCO=45,75X264,5
019864
2VF498629CH
20



12.180 / 14.150 / 14.170BT / 14.180 / 14.220 / 16.170 / 16.180CO / 16.210CO / 16.220 / 16.300 / 17.

T16498629CH 30 KING PIN KIT COMPLETE

REP. MANGA CPL. P/1LD.=SIFCO=45,85X264,5
019865
2VF498629CH
30




12.180 / 14.150 / 14.170BT / 14.180 / 14.220 / 16.170 / 16.180CO / 16.210CO / 16.220 / 16.300 / 17.

1.83 REPAROS DIVERSOS

REPAIR KIT

2RP798121 GEAR SHIFT LEVER REPAIR

REPARO FIX. ALAVANCA CAMBIO
005157
T11711527



24.250 / 40.300 / 18.310 / 26.220 / 17.210 / 17.300
/ 26.300 / 8.150 / 13.190 /

2V5881053 SEAST REP.KIT

KIT REPARO BANCO
026929



1.84 RESERVATORIO

CONTAINERS

2TA145171 HIDRAULIC OIL CONTAINER

RESERV. OLEO HIDRAULICO
006781
T16145171
TJG145171



7.100 / 8.140 / 8.140CO / 8.140CE / L.80 / 12.
140T / 12.170BT / 12.180 / 14.150 / 14.170BT /

0081172032 POWER STEERING OIL

RESERV. OLEO DIR. HIDRAULICA 113
025457
T16145171
TJG145171



7.100 / 8.140 / 8.140CO / 8.140CE / L.80 / 12.
140T / 12.170BT / 12.180 / 14.150 / 14.170BT /

1.85 RETENTOR

RETAINER

2P0525275 RETAINER

RETENTOR FLANGE DIFERENCIAL
018433



5.140EOD / 8.150 MWM DELIVERY / 8.150 EOD /
5.140 MWM DELIVERY /

2R0109293 RETAINER

RETENTOR TAMPA DISTRIBUICAO
018445
4890832



17.250E / 23.250E / 24.250E / 8.150E / 13.170E /
15.170E / 15.190E / 9.150E / 15.180E / 13.180E /

2R0311113 RETAINER

RETENTOR FLANGE CAMBIO
018436
3344471



8.150E / 8.120 / 8.150 / 8.150EOD / 9.150E / 8.
150 MWM DELIVERY / 5.140 EOD / 5.140 MWM

2R0311189 RETAINER


RETENTOR MORINGA CAMBIO ZF
018432
0734310253



9.150OD / 9.150EOD / 8.120OD / 8.150 EOD / 9.
150E CUMMINS DELIVERY / 8.150 OD /

2R0407641 RETAINER KING PIN

RETENTOR MANGA EIXO
018874
104284



6.90 / 7.90S / 7.110S / 8.150E / 7.100 / 8.100 / 8.
120 / 8.150 / 8.140 / 8.140CO / 8.140CE / 8.

2R0407641B SEAL RING

RETENTOR PINO MANGA EIXO
007879



8.150E / 8.100 / 8.120 / 8.150 / 9.150OD / 8.
150OD / 7.120 / 9.150EOD / 8.120OD / 9.150E / 8.

2R0501317 INNER REAR HUB

RETENTOR CUBO TRASEIRO
012445
07439BYF
06478BYF
T06501317C



8.100 / 8.140CO / 8.140CE / 8.140CKD / 8.150E /
9.150E / 5.140 MWM DELIVERY / 8.150 MWM

2RD525275 PINION RETAINER

RETENTOR PINHAO ALBARUS
004038
02853BAGEF



/ 7.100 / 8.140 / 8.100 / 8.140CO / 8.140CE / 8.
140 CO CHILE / 8.140 CE CHILE

2RH501317 REAR WHEEL RETAINER

RETENTOR CUBO RODA TRASEIRA
004021
T16501317
2S0501317



12.180 / 14.150 / 14.180 / 14.220 / 16.170 / 16.220
/ 16.300 / 24.250 / 35.300 / 40.300 / 16.220 LEITO

2RK109215 CUMMINS ENGINE FRONT

RETENTOR DIANT. VIRABR. CUMMINS-SERIE
005606
TE3109215
3353977
2T0109293
2T0103085



14.220 / 16.170 / 16.220 / 16.300 / 24.250 / 35.300
/ 40.300 / 16.220 LEITO / 18.310 / 26.260 / 26.310

2RR525413 ENTRANCE DIFFERENTIAL

RETENTOR EIXO ENTRADA DIFERENCIAL
005521
2S0198049B
2RR525413A
2S0198049
2RR598323



24.250 / 24.220 / 26.260 / 26.310 / 26.220 / 31.260
/ 31.310 / 26.260E / 31.260E / 26.260

2RR525413B AXLE EXIT RETAINER - 1

RET. EIXO SAIDA - 1\$ DIFERENCIAL
005566
2S0198049C
2S0198049A
2RR598325
TAR525413
A11205Y2729



24.250 / 24.220 / 26.260 / 26.220 / 31.260 / 26.300
/

1.85 RETENTOR

RETAINER

2S0103085A ENGINE FLYWHEEL

RETENTOR VOLANTE MOTOR CUMMINS

005604
TE3103209
3934486
3909410
2T2103196B
2T2103196A
2S0103085B



12.170BT / 14.170BT / 14.220 / 16.170 / 16.220 / 16.300 / 24.250 / 35.300 / 40.300 / 16.200 / 18.310

2S0311113A RETAINER

RETENTOR FLANGE CAMBIO

018437
3001916



12.140T / 12.180 / 14.150 / 14.180 / 12.140H / 13.170E / 15.170E / 15.190E / 15.180E / 13.180E /

2T0301227 RETAINER

RET. EIXO CONT. REMOTO CAMBIO ZF

018430
2122001318
0634300302



18.310 / 19.320E CONSTELLATION / 19.370 CONSTELLATION / 25.370E CONSTELLATION /

2T0301457 RETAINER

RETENTOR EIXO EMBREAGEM

018429
0634307367
212001319



18.310 / 19.320E CONSTELLATION / 19.370 CONSTELLATION / 25.370E CONSTELLATION /

2T0311189 RETAINER

RETENTOR MORINGA CAMBIO ZF

018440
0734310111



18.310 / 19.320E CONSTELLATION / 19.370 CONSTELLATION / 25.370E CONSTELLATION /

2T0311281 SEAL

RETENTOR GARFO CAMBIO ZF

012450
0750112034
215001600
212001600
2T0311189A



18.310 / 26.260 CONSTELLATION / 31.260 CONSTELLATION / 31.320E CONSTELLATION /

2T0311449 GEARBOX RETAINER

RETENTOR CAIXA CAMBIO

018439
1297301004



18.310 / 19.320E CONSTELLATION / 19.370 CONSTELLATION / 25.370E CONSTELLATION /

2T2311113 RETAINER

RETENTOR FLANGE CAMBIO ZF

018441
0734319551
212002722
2T0311113



18.310 / 19.320E CONSTELLATION / 19.370 CONSTELLATION / 25.370E CONSTELLATION /

2U0311189 RETAINER

RETENTOR MORINGA CAMBIO

018449
4304724



17.300 / 17.310 / 24.250 / 26.260 / 26.220 / 31.260 / 31.310 / 26.260E / 31.260E / 26.260

2U2141255 RETAINER

RETENTOR MORINGA CAMBIO

018447
2U2141255A



19.320E CONSTELLATION / 19.370 CONSTELLATION / 25.370E CONSTELLATION /

2U2311189 RETAINER

RETENTOR MORINGA CAMBIO ZF

018442
0768800253
0734310387



19.320E CONSTELLATION / 19.370 CONSTELLATION / 25.370E CONSTELLATION /

2UU311623 RETAINER

RETENTOR TRAS. CX. CAMBIO RT

017361
4302322
2U0311623



26.260 / 26.220 / 31.260 / 31.310 / 26.260 CONSTELLATION / 31.260 CONSTELLATION /

062103051 RETAINER

RETENTOR TRASEIRO VIRABREQUIM

018446
2P0103085



5.140 MWM DELIVERY / 8.150 MWM DELIVERY / 8.150 EOD / 5.140 EOD / 5.140 /

T06501317B REAR WHEEL RETAINER

RETENTOR CUBO RODA TRASEIRA

004027
98HU1175AA
2RE501317
R71923BGG
T72501317



/ 9.150OD / 8.150OD / 7.100 / 8.120 / 8.150 / 6.90 / 7.90S / 7.110S / 8.140 / 8.140CE / 8.140CKD / 8.

T06525275 DIF. PINION RETAINER

RETENTOR PINHAO DIFERENCIAL

005522
02201BRGEP
2SF525275
T06525275A



/ 7.90S / 7.110S

T11407685 KING PIN RETAINER

RETENTOR PINO MANGA EIXO

019365



12.140T / 12.170BT / 12.140H / 11.130 / 13.130 / 14.140 / 11.140 / 12.140 /

T12501317 REAR WHEEL RETAINER

RETENTOR CUBO RODA TRASEIRA

004034
E5HT1175CA



/ 12.140H / 12.140T / 12.170BT / 12.180 / 13-190 / 13.150 / 13.170 / 13.180 / 13.170E / 13.180E /

T12525275 PINION RETAINER

RETENTOR PINHAO

004020
02686BRGEP
A1205D1928



/ 14.200 / 12.140H / 14.150 / 12.170BT / 14.170BT / 12.140T / 8.120OD / 9.150EOD / 7.110 /

T13311189 DRIVING SHAFT RETAINER

RETENTOR EIXO PILOTO

004029
01963BAG



/ 6.80 / 6.90 / 7.90 / 7.110S / 11.130 / 11.140 / 12.140 / 13.130 / 14.210 / 7.90S

T13312017 SELECTOR AXLE

RETENTOR EIXO SELETOR

004042



7.100 / 8.100 / 8.140 / 8.140CO / 8.140CE / L.80 / 12.140T / 12.170BT / 12.180 / 14.150 / 14.170BT

T16407641 FRONT WHEEL RETAINER

RETENTOR RODA DIANTEIRA

004032
02484BGE



14.150 / 14.220 / 16.170 / 16.220 / 24.250 / 35.300 / 26.220 / 14.200 /

T16407685 RETAINER KING PIN

RETENTOR ROLAMENTO MANGA EIXO

018450
2S0407641A



14.200 / 14.150 / 14.220 / 16.170 / 16.220 / 16.300 / 14.170BT / 12.180 / 14.180 / 16.180CO / 16.

T16407685B RETAINER KING PIN

RETENTOR PINO MANGA EIXO

017683
104030



12.180 / 14.150 / 14.170BT / 14.180 / 14.220 / 16.170 / 16.180CO / 16.210CO / 16.220 / 17.210OD /

T2D311879 REAR FLANGE RETAINER

RETENTOR FLANGE TRAS. CX. 350V

004101
02512BRGEP



7.90S / 7.110S / 11.130 / 13.130 / 11.140 / 12.140 / 14.140 /

1.85 RETENTOR RETAINER

T95525275 DIF. PINION RETAINER

RETENTOR PINHAO DIF. REDUZIDO

004044
01880BAG
R71880BAG



/ 13.130

TAC109215 FRONT VIRABR. RETAINER

RETENTOR DIANT. VIRABR. MWMX10

006575
02871BRAGF
2S0109215



7.100 / 8.100 / 8.140 / 8.140CO / 8.140CE / L.80 /
12.140T / 12.180 / 14.150 / 14.180 / 16.180CO /

TE3311189A STEERING KNUCKLE AXLE

RETENTOR MORINGA

004102
02960BAGE
2S0311189



/ 12.170BT / 12.180 / 14.150 / 14.170BT / 14.180 /
14.200 / 16.170 / 14.220 / 16.220 / 16.220 LEITO

TE3311189A O RETAINER

RETENTOR MORINGA CAMBIO

007655



14.210 / 16.210 / 12.170BT / 12.180 / 13.170 / 13.180 / 14.150 / 14.170BT / 14.180 / 14.200 / 14.220

TE3501317A REAR WHEEL RETAINER

RETENTOR CUBO RODA TRASEIRA

004036



/ 11.130 / 13.130 / 14.140 / 14.210 / 11.140 / 12.140

TMJ512395 CENTRAL BUSHING

RETENTOR BUCHA CENTRAL

004843



/ 24.250 / 24.220

1.86 ROLAMENTO ROLLER BEARING

2R0105276 FLYWHEEL BEARING

ROLAMENTO VOLANTE MOTOR

017859
62032RS



8.150E / 9.150E / 8.150 EOD / 9.150EOD / 8.150E PLUS / 9.150E CUMMINS DELIVERY /

2RD398043 BEARING GEAR SHAFT

ROLAMENTO EIXO INTERM. CAMBIO

017736
3344228
675246
672070
25877
25821



7.90S / 7.110S / 8.150E / 7.100 / 8.100 / 8.120 / 8.150 / 9.150OD / 8.140 / 8.140CO / 8.140CE / L.80 /

2Z0105313 STEERING WHEEL ENGINE

ROLAMENTO VOLANTE MOTOR

007264
C5TS7600B3
F2HZ7600B
TJG105313



12.170BT / 12.180 / 14.150 / 14.170BT / 14.180 /
14.220 / 16.170 / 16.180CO / 16.210CO / 16.220 /

357607 BEARING CLUTCH VW

MANCAL EMBREAGEM VW

019033
02991380
3371 S
1380 R



6.90 / 7.90S / 6.80 /

T06407393 BEARING KING PIN VW

ROLAMENTO MANGA EIXO VW

017682
02989676
2RD407393A



6.90 / 7.90S / 7.110S / 7.90 / 6.80 /

T11407393 BEARING

ROLAMENTO MANGA EIXO

007162
TEG407393B



11.130 / 13.130 / 14.140 / 11.140 / 12.140 /

T13141173 CLUTCH BEARING =

ROLAMENTO EMBREAGEM =S/CUBO=

006158
537166
1005 R
HCS-08P04



7.100 / 8.100 / 8.140 / 12.140T / 12.140H / 7.110S /
11.130 / 13.130 / 14.140 / 11.140 / 12.140 / 8.150

T16407393 BEARING

ROLAMENTO MANGA EIXO

007161
2S0407393A
2RP407393
TJG407393
T16407393A



14.150 / 14.170BT / 14.220 / 16.170 / 16.220 / 16.300 / 24.250 / 35.300 / 40.300 / 16.220 LEITO /

1.87 SEDE BALL SEATS

2RG109429A INTAKE MAN. BALL SEAT

SEDE VALV. ADM. MWM + 0,10

004005



/ 11.130 / 12.140 / 11.140 / 14.140 / 6.90 / 7.90 /
7.90S / 13.130

T12109431C EXHAUST VALVE BALL

SEDE VALVULA ESCAPE MWM + 0,20

004004
T12109431



/ 11.130 / 11.140 / 12.140 / 13.130 / 14.140 / 6.90 /
7.90 / 7.90S / 12.140H

1.88 SELO

SEALINGS

2RD103113C SEALING CYLINDER HEAD

SELO CABECOTE MOTOR MWM

005655
922909760014
VA595
T12103113A



7.100 / 8.100 / 8.140 / 8.140CO / 8.140CE / L.80 /
12.140T / 12.180 / 14.150 / 14.180 / 16.180CO /

1.89 SENSOR

SENSOR

0289195011 TEMPERATURE MONITOR

SENSOR TEMPERATURA
004779



/ 6.90 / 11.130 / 13.130 / 11.140 / 7.90

2R2945511 OIL PRESSURE SENSOR

SENSOR PRESSAO AR CONSTELLATION
017934



26.260 CONSTELLATION / 31.260
CONSTELLATION / 31.320E CONSTELLATION /

2Z0900275 GEAR ROTATION SENSOR

SENSOR ROTACAO CAMBIO EATON
018074



17.2400T / 18.3100T / 17.2100D /

2Z0971759 WATER SENSOR LEVEL

SENSOR NIVEL AGUA
019557



17.260EOT / 18.320EOT / 19.320E
CONSTELLATION / 19.370 CONSTELLATION /

1.90 SERVO EMBREAGEM

CLUTCH SERVO

2R0721257 CLUTCH SERVO (NO

SERVO EMBR. S/ IND. DESGASTE
022859
2Z0721257



17.260EOT / 18.320EOT / 15.180E OD MWM
EURO 3 / 15.190E OD MWM EURO 3 / 17.210E

2R2721257B CLUTCH SERVO 83MM

SERVO EMBR. MID 83MM =ROSCA M12X1.5=
022559
2R2721257
2R2721257A



26.260 CONSTELLATION / 31.260
CONSTELLATION / 31.320E CONSTELLATION /

2V5721261B CLUTCH SERVO VW

SERVO EMBREAGEM VW
027319



2Z0721261A CLUTCH SERVO LONG

SERVO EMBR. CANECA LONGA =WABCO=
022536
2W0721263A



15.180EOD / 15.190EOD / 17.210E OD / 16.
270CO / 17.240CO / 17.260CO /

0501008846 CLUTCH SERVO LONG

SERVO EMBR. CANECA LONGA =WABCO=
022870
2W0721263A



15.180EOD / 15.190EOD / 17.210E OD / 16.
270CO / 17.240CO / 17.260CO

9700511000 CLUTCH SERVO LONG

SERVO EMBR. CANECA LONGA =WABCO=
017565
2W0721263A



15.180EOD / 15.190EOD / 17.210E OD / 16.
270CO / 17.240CO / 17.260CO

9700511280 A CLUTCH SERVO 110M

SERVO EMBR. 110MM TIPO WABCO
013189
2W0721257 A



16.180CO / 16.210CO / 17.210OD / 24.250 / 40.
300 / 15.180EOD / 15.190EOD / 24.220 / 18.310 /

9700511630 CLUTCH SERVO (NO

SERVO EMBR. S/ IND. DESGASTE
014801
2Z0721257



16.180CO / 16.210CO / 17.210OD / 24.250 / 40.
300 / 15.180EOD / 15.190EOD / 24.220 / 18.310 /

K036633 CLUTCH SERVO 83MM W/

SERVO MID 83MM =ROSCA M12X1.5=
018069
2R2721257
2R2721257A



26.260 CONSTELLATION / 31.260
CONSTELLATION / 31.320E CONSTELLATION /

K045092

SERVO MID 83MM =ROSCA M12X1.5=
024302
2R2721257
2R2721257A



26.260 CONSTELLATION / 31.260
CONSTELLATION / 31.320E CONSTELLATION /

TAR721257 A CLUTCH SERVO 110M

SERVO EMBR. 110MM TIPO WABCO
013191
2W0721257 A



16.180CO / 16.210CO / 24.250 / 40.300 / 15.
180EOD / 15.190EOD / 24.220 / 18.310 / 26.260 /

1.91 SINCRONIZADOR

SYNCHRONIZING

2RK311243A SYNCHRONIZER

SINCRONIZADOR 1/2I. VEL.

007265
3000794R
TF3311243
TAH311243



14.220 / 16.220 / 16.180CO / 16.210CO / 17.210OD / 16.220 LEITO / 15.180EOD / 15.190EOD

1.92 SUPORTE

BRACKET

20310 BRACKET APU DRYER

SUPORTE SECADOR APU (2T2607373B)

017778
4329050522



19.320E CONSTELLATION / 19.370 CONSTELLATION / 25.370E CONSTELLATION /

20312 BRACKET APU DRYER

SUPORTE SECADOR APU 2T2607373N

017948



24.250ECONSTELLATION / 17.250E CONSTELLATION /

281857133 LOCK BRACKET

SUPORTE TRAVA PORTA LUVAS

005199



/ 14.200 / 12.140H / 14.150 / 14.220 / 16.170 / 16.220 / 16.220 LEITO / 24.220 / 24.250 / 35.300 /

2RP253863 ENGINE BRAKE BRACKET

SUPORTE FREIO MOTOR

017718



7.100 / 8.100 / 8.140 / 8.140CO / 8.140CE / L.80 / 14.200 / 8.150E / 8.150 / 9.150E / 7.120 / 8.120 /

2S2253877 ENGINE BRAKE BRACKET

SUPORTE COMPTO FREIO MOTOR (COD.13935/

017726



26.220 / 26.260 CONSTELLATION / 31.260 CONSTELLATION / 31.320E CONSTELLATION /

2VF857173999 LOWER GRAB HANDLE

SUPORTE APOIO INF. PAINEL INSTR.

005779



/ 17.250E / 12.140T / 12.170BT / 12.180 / 13.150 / 13.180 / 13.190 / 14.150 / 15.180 / 14.170BT /

2VR801171 RUNNING BOARD LH

SUPORTE ESTRIBO L.E.

011849



17.250E / 13.150 / 13.180 / 13.190 / 15.180 / 15.170 / 17.210 / 17.220 / 17.300 / 17.310 / 18.310 /

T06411167 REAR/FRONT BUNDLE OF

SUPORTE JUMELO MOLA DIANT/TRAS.

004940



/ 6.80 / 6.90 / 7.90S / 7.110S

TAV121617 MOUNT

SUP. TRAS. RESERVATORIO AGUA

014523



17.250E / 12.170BT / 12.180 / 13.170 / 13.180 / 13.190 / 14.150 / 15.180 / 14.170BT / 14.180 / 14.

TH7807132 FENDER BRACKET RIGHT

SUPORTE PARACHOQUE DIREITO

004547



/ 6.90 / 7.90S / 7.110S

TJG807131 FENDER BRACKET LEFT

SUPORTE PARACHOQUE ESQUERDO

004552



/ 14.150 / 14.200 / 14.220 / 16.170 / 16.220 / 24.250 / 35.300 / 12.140H / 16.220 LEITO / 24.220 /

1.93 TAMPA

COVER

2RG115671 OIL CUSHION NOZZLE

TPA BOCAL ENCHIMENTO OLEO

006074



7.100 / 8.100 / 8.120 / 8.150 / 9.150OD / 8.140 / L.80 / 12.140T / 12.170BT / 12.180 / 13.150 / 13.

2T0201551 COVER FUEL TANK W/ KEY

TAMPA COMBUSTIVEL COM CHAVE

017850



18.310 / 17.250E / 17.310 / 23.250E / 17.260EOT / 18.320EOT / 24.250E / 23.310 / 8.150E / 9.150E

2TA201551 FUEL TANK COVER WITH

TAMPA TANQUE C/CHAVE

005615
3894707105
3864707005



7.100 / 8.100 / 8.140 / 8.140CO / 8.140CE / L.80 / 12.140T / 12.170BT / 12.180 / 14.150 / 14.170BT

2Z0201551 FUEL TANK COVER WITH

TAMPA TANQUE C/CHAVE ROSCA INTERNA

005659



7.100 / 17.210OD / 15.180EOD / 15.190EOD / 18.310 / 26.260 / 26.310 / 26.220 / 31.260 / 31.310 /

1.93 TAMPA COVER

T11407675 CAP

TAMPA PINO MANGA EIXO
010343



12.140T / 12.170BT / 12.140H / 13.170E / 13.180E / 13.190 / 13.170E / 13.150 / 13.180 /

T2D145407 RESERVOIR COVER

TAMPA RESERV. HIDR.
016262
85HU3B725A



7.100 / 8.100 / 8.140 / 8.140CO / 8.140CE / L.80 / 12.140T / 12.170BT / 12.180 / 14.150 / 14.170BT

TAE109285 COVER INSPECTION

TAMPA INSPECAO
006348
961007860034
2S0109285



7.100 / 8.100 / 8.140 / 8.140CO / 8.140CE / L.80 / 12.140T / 12.180 / 14.150 / 14.180 / 16.180CO /

TE3109285 CAP

TAMPA INSPECAO MOTOR CUMMINS
011611
2S0109291



12.170BT / 14.170BT / 14.220 / 16.170 / 16.220 / 16.300 / 24.250 / 35.300 / 40.300 / 16.220 LEITO /

TJG407697C AXLE PIN COVER

TAMPA PINO MANGA EIXO
013566



16.180CO / 16.210CO / 17.210OD / 15.180EOD / 15.190EOD / 17.210E OD / 17.210 / 17.300 / 17.

1.94 TANQUE COMBUSTIVEL TANKS

T13607425 TANK SPACER AIR

ESPAÇADOR TANQUES AR
006332



/ 11.130 / 13.130 / 12.140 / 14.140 / 11.140

1.95 TERMINAL TERMINALS

T16415712B CABLE SHOE RIGHT M30 X

TERMINAL ROSCA DIR. M30 X 1,5
003806



14.150 / 12.140 / 14.200 /

TJG711397XD TERMINAL 45MM INTERN

TERMINAL 45MM ROSCA INT. M12 X 1,75 DIR.
003837
87HU7B082



12.170BT / 14.170BT / 16.170 / 16.180CO / 16.220 / 35.300 / 16.220 LEITO / 16.200 / 17.250E /

TJG711397XE TERMINAL 45MM INTERN

TERMINAL 45MM ROSCA INT. M12 X 1,75 ESQ.
003838



12.170BT / 14.150 / 14.170BT / 14.220 / 16.170 / 16.180CO / 16.220 / 35.300 / 16.220 LEITO / 16.

1.96 TIRANTE PISTON RODS

2RD711397 GEARBOX ROD

TIRANTE VARAO CAMBIO
003819



7.100 / 8.100 / 8.140 / 8.140CO / 8.140CE / L.80 / 8.140CKD / 7.110 / 8.150 / 7.120 / 8.120 / 9.

2T0505469 CROSS SUPPORT

TIRANTE SUSP. PNEUMATICA
011664



18.310 /

TJG711397A GEAR BOX ROD

TIRANTE TERMINAIS CAMBIO -COMPLETO-
003818
2T0711491
TJG711397



12.170BT // 13.170 / 13.190 / 14.170BT / 16.170 / 16.220 / 17.220 / 16.220 LEITO / 16.200 / 16.

1.97 TRAVA

LOCKS

01925818 REAR HUB NUT LOCK

TRAVA ARANHA PORCA CUBO TRAS.

005374
T12501473A
T12501473
T11501473



11.130 / 13.130 / 14.140 / 11.140 / 12.140 /

2R0512116A REAR HUB LOCK WASHER

TRAVA ARANHA CUBO

015999
1229D5100
2R0512116



8.150E / 9.150E / 9.150E CUMMINS DELIVERY /
8.150E PLUS /

T72601157 REAR WHEEL HUB LOCK

TRAVA ARANHA CUBO RODA TRASEIRA

005380



7.100 / 8.100 / 8.140 / 8.140CO / 8.140CE / L.80 /
8.140CKD / 6.90 / 7.90S / 7.110S / 7.110 / 8.150E

TJG501473 REAR WHEEL HUB LOCK

TRAVA ARANHA CUBO RODA TRASEIRA

005379
TE3501473
T16501473



12.140T / 12.170BT / 12.180 / 14.150 / 14.170BT
/ 14.180 / 14.220 / 16.170 / 16.180CO / 16.220 /

TJG899371E CABINE LOCK

TRANCA CABINA

005344
TJG899371
2P0899371



7.100 / 8.100 / 8.140 / L.80 / 12.140T / 12.170BT /
12.180 / 14.150 / 14.170BT / 14.180 / 14.220 / 16.

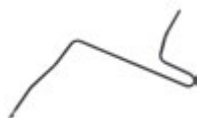
1.98 TUBO

TUBE

2R0607312B AIR PIPE

TUBO DESCARGA AR

014063



8.1200D / 8.150 OD / 9.1500D /

2R0607312H CONNECTING PIPE

TUBO CONEXAO COMPRESSOR

017785



8.150 EOD / 9.150EOD /

2RD607312A TUBE FROM COMPRESSOR

TUBO ESPIRAL COMPR. AO RESERV.

003970



/ 7.100 / 8.140 / 8.100 / 8.140CO / 8.140CE / 8.
140CKD

2RS253121 MUFFLER EXHAUST

TUBO SILENCIOSO

014178



24.250 / 26.220 /

2TC607312A COMPRESSOR WATER PIPE

TUBO ENTR. AGUA COMPR. 6CT NOVO

003975



14.220 / 16.220 / 16.300 / 24.250 / 35.300 / 40.300
/ 16.220 LEITO / 24.220 / 35.300 LEITO / 40.300

2TD117239 INTERCOOLER

TUBO CONEXAO INTERCOOLER

014198



12.170BT / 13.170 / 13.190 / 14.170BT / 15.170 /
16.170 / 16.200 / 17.210 CUMMINS EURO 2 / 23.

2W0145741A COMPRESSOR TUBE

TUBO COMPRESSOR D9T/D7T

017784
941209180034



15.180EOD / 15.190EOD /

T06253101K EXHAUST PIPE

TUBO SAIDA MOTOR MWM

014184



6.90 / 7.90 / 7.90S /

T06253121D MUFFLER EXHAUST

TUBO SILENCIOSO

014188



7.110S /

T06253683A EXHAUST MANIF. TUBE

TUBO ESCAPE

014186



6.80 / 6.90 / 7.90 / 7.90S /

T06607319 COMPRESSOR TUBE

TUBO SAIDA VALVULA GOVERNADORA

003960



/ 6.90 / 7.90S / 7.110S

T06611705A BRAKE LINE FRONT TUBE

TUBO FREIO DIANTEIRO L.E.

014107



6.90 / 7.90 / 7.90S / 7.110S /

1.98 TUBO TUBE

T07253101H TUBE FRONT

TUBO SAIDA MOTOR
014187



7.110S /

TAC127525A FUEL FILTER TUBE

TUBO FILTRO COMB. A B'BOMBA
014105
922909061805



12.140H /

TAE121855 WATER ENTRANCE

JUNCAO ENTRADA D'AGUA
005722
961004730014



12.180 / 14.150 / 14.180 / 16.180CO / 14.200 / 16.180 /

TAP145179 HYDR. STEERING OIL

TUBO RETORNO OLEO DIRECAO HIDR.
003979
2TA145179



/ 7.100 / 8.100 / 8.140 / 8.140CO / 8.140CE / 8.140 ARGEN. / 8.140 CHILE / L.80 / 8.140CKD

TD1253683A EXHAUST MANIFOLD TUBE

TUBO ESCAPE =LONGO=
014191



11.130 / 13.130 / 14.140 / 11.140 / 12.140 /

TGG145177 PRESSURE PIPE

TUBO PRESSAO B'B HIDRAULICA
014098



14.200 / 14.150 / 12.180 / 14.180 / 14.220 / 12.170BT / 14.170BT /

TGG253101A TUBE FRONT

TUBO SAIDA MOTOR
014176



14.150 /

TJG199379B TUBE ENGINE MOUNT

TUBO ESPACADOR COXIM MOTOR DIANT.
017524



14.200 / 12.140H / 14.150 / 12.180 / 14.180 / 14.220 / 16.170 / 16.220 / 16.220 LEITO / 24.250 /

TJG253101A EXHAUST TUBE

TUBO DIANT. ESCAP. 12170/16170 =ANO 91 A
017088



16.170 /

TNR411075 TUBE

TUBO ESPACADOR BARRA ESTAB. DIANT.
017523



12.140H / 14.150 / 14.220 / 16.170 / 16.220 / 16.220 LEITO / 24.220 / 24.250 / 35.300 / 35.300

1.99 TUBO INJETOR INJECTOR TUBE

2RD130304 PIPE 4TH CYLINDER

4§ TUBO INJETOR CILINDRO
003913
941009060045



/ 7.100 / 8.140 / 8.140CO / 8.140CE

2S0130305 5TH INJECTOR PIPE

5§ TUBO INJ. CUMMINS S.B.
007547



13.190 / 13.170 / 15.170 / 15-190 /

03873091 PIPE 4TH CYLINDER

4§ TUBO INJETOR CILINDRO
003918
632509060415
2R0130241A



/ 6.90 / 7.90S / 11.130 / 13.130 / 7.90

03873092 PIPE 5TH CYLINDER

5§ TUBO INJETOR CILINDRO
003917
632509060405
2R0130241B



/ 6.90 / 7.90S / 11.130 / 13.130 / 7.90

T12130303 PIPE 3RD CYLINDER

3§ TUBO INJETOR CILINDRO
003900
922909061045



/ 11.140 / 12.140 / 14.140

TAE130303 PIPE 3RD CYLINDER

3§ TUBO INJETOR CILINDRO
003906
961009060035



/ 12.180 / 17.210 / 14.200 / 14.150 / 14.180 / 16.180CO / 16.210CO / 13.180 / 15.180 / 23.210 / 17.

TJG130301 CYLINDER 1ST INJ. PIPE

1§ TUBO INJETOR CILINDRO
003936
3354562



/ 14.220 / 16.170 / 16.220

TJG130302 2ND CYLINDER INJECTOR

2§ TUBO INJETOR CILINDRO
003937
3354563



/ 14.220 / 16.170 / 16.220

1.99 TUBO INJETOR

INJECTOR TUBE

TJG130303 3RD CYLINDER INJECTOR

3§ TUBO INJETOR CILINDRO
003938



/ 14.220 / 16.170 / 16.220

TJG130304 4TH CYLINDER INJECTOR

4§ TUBO INJETOR CILINDRO
003939



/ 14.220 / 16.170 / 16.220

TJG130306 6TH CYLINDER INJECTOR

6§ TUBO INJETOR CILINDRO
003941



/ 14.220 / 16.170 / 16.220

TL7130302 2ND CYLINDER INJECTOR

2§ TUBO INJETOR CILINDRO
003927



/ 7.110S

TRA130301 CYLINDER 1ST INJ. PIPE

1§ TUBO INJETOR CILINDRO
003930
3354915



/ 12.180 / 14.150 / 14.180 / 14.200 / 16.170

TRA130302 2ND CYLINDER INJECTOR

2§ TUBO INJETOR CILINDRO
003931



/ 16.170

TRA130303 3RD CYLINDER INJECTOR

3§ TUBO INJETOR CILINDRO
003932



/ 16.170

TRA130304 4TH CYLINDER INJECTOR

4§ TUBO INJETOR CILINDRO
003933



/ 16.170

TRA130305 5TH CYLINDER INJECTOR

5§ TUBO INJETOR CILINDRO
003934



/ 16.170

TRA130306 6TH CYLINDER INJECTOR

6§ TUBO INJETOR CILINDRO
003935



/ 16.170

TRG130302 2ND CYLINDER INJECTOR

2§ TUBO INJETOR CILINDRO
003943



/ 16.300 / 24.250 / 35.300 / 40.300

1.100 VALVULA

VALVE

2RD109601 ADMISSION VALVE MWM

VALVULA ADMISSAO MWM X10
012732
961084600034



7.100 / 8.100 / 8.120 / 8.150 / 9.150OD / 8.140 / 8.140CO / 8.140CE / L.80 / 12.140T / 12.180 / 14.

2RD109611 EXHAUST VALVE MWM X10

VALVULA ESCAPE MWM X10
012733



7.100 / 8.100 / 8.120 / 8.150 / 9.150OD / 8.140 / 8.140CO / 8.140CE / L.80 / 12.140T / 12.180 / 14.

2T0130764 SOLENOID VALVE =12V=

VALVULA SOLENOIDE PARADA MOTOR=12V=
010567



24.250 / 40.300 / 26.220 / 17.220 / 23.220 /

2T020114A SOLENOID VALVE =24V=

VALVULA SOLENOIDE PARADA MOTOR=24V=
010569
4946641
2T0130764A
2T020114



18.310 / 18.310OT /

2TB130805 SOLENOID VALVE =24V=

VALVULA SOLENOIDE PARADA MOTOR=24V=
010570
961000780034



17.240OT / 18.310OT / 17.210OD /

2U0130764 SOLENOID VALVE =12V=

VALVULA SOLENOIDE PARADA MOTOR=12V=
010568
4946639
3935649
2U0130764A
2U0130764B



40.300 / 26.260 / 26.310 / 26.220 / 31.260 / 31.310 / 24.250 CHILE / 35.300 CHILE / 35.300 LEITO

T06129611 DRY AIR CLEANER VALVE

VALVULA BORRACHA DESCARGA POEIRA
005663



/ 6.90 / 7.90S / 8.140CO / 8.140CE / 8.140CKD

TJG130805 SOLENOID VALVE =12V=

VALVULA SOLENOIDE PARADA MOTOR=12V=
010573



14.220 / 16.170 / 16.220 / 24.250 / 35.300 / 16.220 LEITO / 35.300H /

1.100 VALVULA VALVE

TL7129611 DRY AIR CLEANER VALVE
VALVULA BORRACHA DESCARGA POEIRA
005662



/ 7.110S / 8.140CO / 8.140CE / 8.140CKD

TRA130805 SOLENOID VALVE =12V=
VALVULA SOLENOIDE PARADA MOTOR=12V=
010571



14.220 / 16.170 / 16.300 / 35.300 / 40.300 / 16.220
LEITO / 40.300 LEITO / 35.300H / 16.220 CHILE /

1.101 VALVULA DIVERSAS DIVERSE VALVE

TRG201035 FUEL TANK BREATHING
VALVULA RESPIRO TANQUE COMB.
005171
2R0201136



7.100 / 8.100 / 8.140 / 8.140CO / 8.140CE / L.80 /
14.150 / 14.220 / 16.170 / 16.180CO / 16.210CO /

1.102 VARETA ROD

2TA115611 DIPSTICK L80
VARETA NIVEL OLEO MOTOR L80
012219



L.80 /

2TA422397 HYDR. STEERING OIL
VARETA NIVEL OLEO DIR. HIDR.
005937
T2D422397



12.140T / 12.170BT / 12.180 / 14.150 / 14.170BT
/ 14.180 / 14.220 / 16.170 / 16.180CO / 16.210CO /

1.103 VEDADOR SEALINGS

2TA608705A HAND BRAKE VALVE
VEDADOR VALVULA MANETIM
017801




7.100 / 15.180EOD / 15.190EOD / 18.310 / 26.
260E / 31.260E / 26.260 CONSTELLATION / 31.

03873015 ENGINE OIL PUMP SEALING
ANEL VEDACAO BOMBA OLEO MOTOR MWM
005501
604931060204
2S0103196



/ 6.90 / 7.90S / 11.130 / 14.150 / 14.200 / 17.210 /
16.210CO / 12.140H

T12130803 INJECT. PUMP SEALING
ANEL VED. B'BA INJ. EM LINHA MWM
005500
604931040753



/ 7.110S / 12.180 / 13.180 / 14.150 / 15.180 / 14.
180 / 14.200 / 16.180CO / 17.210 / 16.210CO / 17.

TAE115107 SEALING RING OIL PUMP
ANEL VEDACAO BOMBA OLEO MWM X 10
005484
904931360781



/ 6.90 / 7.100 / 8.100 / 8.120 / 8.150 / 8.140 / 8.
140CO / 8.140CE / L.80 / 12.140T / 12.180 / 13.

TAE129321 PRESSURE REG. SEALING
ANEL VEDACAO REGULADOR PRESSAO
005513
961008610044



/ 14.150

TE3103487 VALVE COVER SEAL
ANEL VEDACAO TAMPA VALV. CUMMINS 8.3
012461



14.220 / 16.170 / 16.220 / 17.220 / 16.300 / 17.300
/ 17.310 / 18.310 / 24.250 / 26.260 / 26.300 / 26.

TRA121121 THERM. VALVE SEALING
ANEL VED. VALV. TERMOSTATICA
005508
3923331
TRA121119
BF8T6255A



/ 12.170BT / 13.170 / 13.190 / 14.170BT / 15.170
/ 16.170 / 16.200 / 17.210 / 17.210 CUMMINS

TRA127967 SEALING RING FUEL FILTER
ANEL VEDACAO FILTRO COMBUSTIVEL
005492



/ 12.170BT / 14.170BT / 14.220 / 16.170 / 16.200
/ 16.220 / 16.300 / 24.250 / 35.300 / 35.300H / 40.

2.01 ABRACADEIRA CLAMP

796360 CLAMP 57 X 76 - 2 1/2" X 3"

ABRAC. 57 X 76 - 2 1/2" X 3"
002018
1466079
W714615S300



F4000 4BT CUMMINS TURBO 4BT / 815S // F350 C/SIMPLES / F4000 4X2 CUMMINS MECANICO

BC8A2A407A NYLON CLAMP 200 X 5

ABRACADEIRA NYLON 200 X 5
022269
551611785
1C3D19B632CB



1717 / 1617 / 1722 / 2622 / 4031 / 2422 / 1622 / 4030 / 3224 / 4432E 4X2 / 2628E 6X4 / 2622E

BF5X6N861A CLAMP OF TURBINE

ABRACADEIRA TURBINA
021012



815 / 1415CUM / 1317 / 1417 / 1215CUM / 1717 / 1721 / 1421 / 1521 / 1617 / 2421 / 915 / 814/

BF8T5A272AA CLAMP 94 X 5 MM

ABRAC. ACO C/ CANALETA 94X5 MM
021846



F12000L MWM X10 / F14000HD MWM X10 / F4000 4BT CUMMINS TURBO 4BT / F4000 MWM 4.3L

E5HT5A281B2A CLAMP 108 MM

ABRAC. ACO C/ CANALETA 108 MM
021856
88HU5A281AA
6C455A281AA
E2HT5A281AA
XC455270DA



1717 / 1721 / 1421 / 1521 / 1617 / 2421 / 1722 / 1731 / 2622 / 2626 / 2631 / 4031 / 2422 / 3222 /

FCSD54922AA CLAMP 22 X 32 - 3/4" X 1 1/4"

ABRAC. 22 X 32 - 3/4" X 1 1/4"
013227



FCSD54925AA CLAMP 25 X 38 1" X 1 1/2"

ABRAC. 25 X 38 - 1" X 1 1/2"
013228



FCSD54932AA CLAMP 32 X 44 1" 1/4" X 1 3/4"

ABRAC. 32 X 44 - 1 1/4 X 1 3/4"
013229



FCSD54951AA CLAMP 51 X 64 - 2" X 2 1/2"

ABRAC. 51 X 64 - 2" X 2 1/2"
013230



FCSD54989AA CLAMP 89 X 108 - 3 1/2" X 4 1/4"

ABRAC. 89 X 108 - 3 1/2 X 4 1/4"
013231



TAL117281 STEEL CLAMP 70 X 89 MM

ABRACADEIRA ACO 70 X 89 MM
004849
XC456F081BA



815 / 1415CUM / 1417 / 1215CUM / 1617 / 1722 / 1731 / 2622 / 2626 / 2631 / 4031 / 2422 / 1630 /

U801225S100 STEEL CLAMP 57 X 76 MM

ABRACADEIRA ACO 57 X 76 MM
022227
1466079
W714615S300



1415CUM / 1215CUM / 1617 / 1722 / 2622 / 2626 / 2422 / 1622 / 2425 / 1422 / 2322 / 3530 / 1217

U801229S100 STEEL CLAMP 38 X 51 MM

ABRACADEIRA ACO 38 X 51 MM
022271
TN000246X1



UNIVERSAL TODOS VEICULOS /

WD5T9F530C BRACKET FOR 3 INJECTION

ABRAC. 3 CANALETAS TUBO INJETOR
020898



F12000 MWM 229 / F14000HD MWM 229 / F12000L MWM 229 / F4000 MWM 229 / 1113 /

XC456F081AA CLAMP 104 MM

ABRAC. ACO C/ CANALETA 104 MM
021019
6C456F081BA



1722 / 1731 / 2622 / 2626 / 2631 / 4031 / 2422 / 3222 / 4331 / 1630 / 1622 / 2425 / 1422 / 4030 /

XC458287AA STEEL CLAMP 13 X 19 MM

ABRACADEIRA ACO 13 X 19 MM
022230



1415CUM / 1317 / 1417 / 1215CUM / F14000HD / F12000L / 1717 / 1721 / 1421 / 1521 / 1617 / 2421

XC458287CA STEEL CLAMP 22 X 32 MM

ABRACADEIRA ACO 22 X 32 MM
020860



814/815(96...) / 815 / 915 / 815S / B1618 ONIBUS / B1621 ONIBUS / 1415CUM / 1417 CUMMINS /

YC456F081AB STEEL CLAMP 80 X 86 MM

ABRACADEIRA ACO 80 X 86 MM
022234
YC456F081AA



1415CUM / 1317 / 1417 / 1215CUM / 1717 / 1721 / 1421 / 1521 / 1617 / 2421 / 1621 BR / 1721 BR /

2.02 ALAVANCA LEVER

BF0X7B009A GEAR BOX CONTROL

ALAV. ARTIC. CAIXA CAMBIO RT
022025



1731 / 2622 / 2626 / 2631 / 4031 / 2422 / 4331 /
1630 / 2425 / 4030 / 2630 / 5031 / 2831 / 4432E

E7HZ7A081C GEAR BOX LEVER

ALAVANCA CAMBIO CARGO
020695
88HU7B109BA



1415CUM / 1317 / 1417 / 1215CUM / 1717 / 1716 /
1721 / 1421 / 1517 / 1621 / 1617 / 2421 / 1722 /

2.03 ANEIS DIVERSOS RING

3912473 SEALING RING

ANEL VEDACAO CAPA SECA VOLANTE
020894



815 / 1415CUM / 1317 / 1417 / 1215CUM / 1717 /
1721 / 1421 / 1617 / 2421 / 1722 / 1731 / 2622 /

TAE103209 FLYWHEEL SEALING RING

ANEL VEDACAO VOLANTE MOTOR
013478



F14000HD / F12000L / F4000 MWM 4.3L TURBO /
F12000L MWM X10 / F14000HD MWM X10 /

TF3103211 SEALING RING

ANEL VEDACAO CAPA SECA VOLANTE
017799



815 / 1415CUM / 1317 / 1417 / 1215CUM / 1717 /
1421 / 1617 / 2421 / 1722 / 1731 / 2626 / 2631 /

2.04 ANEL TRAVA LOCK RING

E661120S85 LOCK RING

ANEL TRAVA 20,0 X 1,2
022284



815 / 1415CUM / 1215CUM / F14000HD / F12000L
/ 1617 / 1722 / 1731 / 2622 / 2626 / 2631 / 4031 /

T11407677 AXLE LOCK RING

ANEL TRAVA MANGA EIXO
010342



1215CUM / 1217 CUMMINS

2.05 ARRUELA WASHER

2RD607054A SLACK ADJUSTER

ARRUELA INTERM. CATRACA FREIO
018119



814/815(96/...) / 815 / 915 / 815S / 712 / 815E /
816

374049S2 AXLE LOCK WASHER 9/16

ARRUELA TRAVA EMBR. 9/16
021115



1317E 4X2 / 1517E 4X2 / 1717 4X2 / 1717E 4X2 /
4432E 4X2 / 2632E 6X4 / 2932E 6X4 / 5032E 6X4

85HU4230B SATELITE SUPPORT

ARRUELA ENC. SATEL. 14 A 16 TON. 2
022449



1317 / 1215CUM / 1717 / 1617 / 2421 / 1722 /
2422 / 3222 / 1622 / 1422 / 3224 / 1722E 4X2 /

85HU4K065A COPPER WASHER 0,

ARRUELA COBRE 0,9X 40 X 45 (1540A45A)
023410



1317E 4X2 / 1517E 4X2 / 1717E 4X2 / 2422E 6X2
/ 2428E 6X2 / 1722E 4X2 / B1618 ONIBUS /

BF5X1195A STEERING KNUCKLE NUT

ARRUELA TRAVA PORCA MANGA EIXO
020206



815S /

T16513479 SHOCK ABSORBER

ARRUELA AMORTECEDOR CONSTELLATION
016566



1517E 4X2 / 1717E 4X2 / 1722E 4X2 / 1317E 4X2
/ 4532E/1832E / 1419 / 1215 FNH / 1415FNH /

TAF253891 PRESSURE WASHER

ARRUELA PRESSAO FREIO MOTOR (M8) DIN
017706



815 / 915 / 3224 / 814/815(96/...) / B1618 ONIBUS
/ B1621 ONIBUS

TAF299251 WASHER

ARRUELA PISTAO FREIO MOTOR
017711



815 / 915 / 814/815(96/...) / B1618 ONIBUS /
B1621 ONIBUS / 815S

2.06 BASE

BASE

6C357B118AA GEAR LEVER COVER BASE

BASE COIFA CAMBIO F250/350/4000
015078



F350 C/SIMPLES / F350 C/DUPLA / F4000 4X2
CUMMINS MECANICO TDB 4CIL. / F4000 4X4

2.07 BATENTE

STOPPER

8961300504 PEDAL VALVE CUSHION

BATENTE BORRACHA VALVULA PEDAL
014398



815 / 1415CUM / 1317 / 1417 / 1215CUM / 1717 /
1721 / 1421 / 1521 / 1617 / 2421 / 1722 / 1731 /

E9AZ542208A DOOR BUNDLE

BATENTE PORTA
012094
2SB837295
T71837295A



F14000HD / F12000L /

2.08 BOIA COMBUSTIVEL

FUEL FLOAT

85TU9275B FUEL TANK FLOAT

BOIA TANQUE FORD CARGO
016600



FT7000 / FT8000/F8500 (77/80) / F8000 /

2.09 BOMBA D'AGUA

WATER PUMP

2RD198181 ENGINE WATER PUMP MWM

B'B D'AGUA MWM 4/6 CIL S10
004906



B1618 ONIBUS / B1621 ONIBUS / F1000 / F4000

2TD121005 B WATER PUMP CUMMINS 5.

B'B D'AGUA CUMMINS 5.9L SERIE B
014377
3285410DX
BF5X8501A



1215CUM / 1217 CUMMINS / 1316 CHILE / 1421 /
1621 BR / 1721 BR / 1721 CHILE / 814/815(96/...)

940707310035 WALTER PUMP MWM

B'B D'AGUA MWM 4.0 TCA 4 CIL
007804
UB0577



F1000 / F350 / F250 / MOTOR MWM 4.07TCA

BF8T8501A WATER PUMP CUMMINS 5.

B'B D'AGUA CUMMINS 5.9L SERIE B
020969
3285410DX
BF5X8501A



815 / 1215CUM / 1421 / 915 / 814/815(96/...)/
1621 BR / 1721 BR / 1217 CUMMINS / 1721

BF9T8501BA WALTER PUMP MWM

B'B D'AGUA MWM 4.0 TCA 4 CIL
022170
UB0577



F1000 / F350 / F250 / F250XLJ/XLT / F350 4.2 V6 /

BF9X8501AA WATER PUMP CUMMINS 8.

B'B D'AGUA CUMMINS 8.3L SERIE C
021122
3285323DX
BG1X8501AA
BG1X8K501AA



CARGO 1617 / CARGO 1422 / CARGO 1622 /
CARGO 1630 / CARGO 2322 / CARGO 2422 /

BG5X8501AA WATER PUMP CUMMINS

B'B D'AGUA MOTOR CUMMINS ELETRONICO
021546
5294721
BH1X8501AA
UB0734



816 / 1319 4X2 / 1519 4X2 / 1723 4X2 / 2429 6X2
/ 2423 6X2 / 2629 6X4 / 2623 6X4 / 1719 4X2 /

WD5T8501A WATER PUMP MWM 4/6 CYL.

B'B D'AGUA MWM 3/4/6 CIL D229 ASP.
020871



F14000HD / F12000 MWM 229 / F4000 MWM 229 /
F12000 / F7000 / F19000 / F21000 / F13000 /

2.10 BOMBA MANUAL HAND PUMP

04099908 HAND PUMP MWM

BOMBA MANUAL MWM
006222



F14000HD / F12000L / B1618 ONIBUS / B1621 ONIBUS / F4000 MWM 229 / F12000 / F14000HD

906905810101 MANUAL PUMP 111/2/3

BOMBA MANUAL 111/2/3
023622



F14000HD / F12000L / B1618 ONIBUS / B1621 ONIBUS / F4000 MWM 229 / F12000 / F14000HD

WD8T9W350A MANUAL PUMP 111/2/3

BOMBA MANUAL 111/2/3
023621



B1618 ONIBUS / B1621 ONIBUS / F12000 MWM 229 / F14000HD MWM 229 / F12000L MWM 229 /

2.11 BORRACHA RUBBER

C7TA8100155C BUSHING

BUCHA TRAS. INFERIOR CABINA
007349
TNL899565RA



F350 / F4000

XC455484BA RUBBER BUSHING

MANCAL BARRA ESTAB. DIANT.
022113



1415CUM / 1317 / 1417 / 1215CUM / 1717 / 1721 / 1421 / 1521 / 1617 / 2421 / 1722 / 1731 / 2622 /

2.12 BUCHAS DIVERSAS BUSHING ALL TYPE

1C453110BA010 STEERING KNUCKLE PIN

BUCHA PINO MANGA EIXO 0,10MM
021909



815 / 915 / 814/815(96/...) / 815E / 816 / 712 / 815S / 815 MULTIUSO / 915 MULTIUSO /

1C453110BA020 STEERING KNUCKLE PIN

BUCHA PINO MANGA EIXO 0,20MM
021910



815 / 915 / 814/815(96/...) / 815E / 816 / 712 / 815S / 815 MULTIUSO / 915 MULTIUSO /

1C453110BA030 STEERING KNUCKLE PIN

BUCHA PINO MANGA EIXO 0,30MM
021912



815 / 915 / 814/815(96/...) / 815E / 816 / 712 / 815S / 815 MULTIUSO / 915 MULTIUSO /

1C453110BA040 STEERING KNUCKLE PIN

BUCHA PINO MANGA EIXO 0,40MM
021916



815 / 915 / 814/815(96/...) / 815E / 816 / 712 / 815S / 815 MULTIUSO / 915 MULTIUSO /

1C453110BASTD BUSHING

BUCHA PINO MANGA EIXO STD
021915



815 / 915 / 814/815(96/...) / 815E / 816 / 712 / 815S / 815 MULTIUSO / 915 MULTIUSO /

3312252 FORK BUSHING

BUCHA GARFO SELETOR TRAMBULADOR
023245



814/815(96/...) / 815 / 915 / 815S / 712 / 815E / 816 / 1317E 4X2 / 1517E 4X2 / 1717E 4X2 /

81DB5K353BA ENGINE BUSHING

BUCHA PARTIDA
022114



815 / 1415CUM / 1317 / 1417 / 1215CUM / 1717 / 1721 / 1421 / 1521 / 1617 / 2421 / 1722 / 1731 /

BF5X3110A010 STEERING KNUCKLE PIN

BUCHA PINO MANGA EIXO 0,10MM
021913



814/815(96/...) /

BF5X3110A020 STEERING KNUCKLE PIN

BUCHA PINO MANGA EIXO 0,20MM
021914



814/815(96/...) /

BF5X3110A030 STEERING KNUCKLE PIN

BUCHA PINO MANGA EIXO 0,30MM
021911



814/815(96/...) /

BF5X3110ASTD BUSHING

BUCHA PINO MANGA EIXO STD
021908



814/815(96/...) /

BH4X3123BA 0

BUCHA PINO MANGA EIXO =GROSSO= STD
024155



1119 FORD CARGO /

2.12 BUCHAS DIVERSAS

BUSHING ALL TYPE

BH4X3123BA 10 THICK KING PIN BUSHING =

BUCHA PINO MANGA EIXO =GROSSO= 0,10
024152



1119 FORD CARGO /

BH4X3123BA 20 THICK KING PIN BUSHING =

BUCHA PINO MANGA EIXO =GROSSO= 0,20
024159



1119 FORD CARGO /

BH4X3123BA 30 THICK KING PIN BUSHING 0,

BUCHA PINO MANGA EIXO =GROSSO= 0,30
024163



1119 FORD CARGO /

BH4X3123BA 40 THICK KING PIN BUSHING 0,

BUCHA PINO MANGA EIXO =GROSSO= 0,40
024151



1119 FORD CARGO /

E5HT3110BA BUSHING

BUCHA PINO MANGA EIXO STD
021906
TJG407397A



1415CUM / 1215CUM / 1617 / 1722 / 1731 / 4031 /
1630 / 1622 / 1422 / 4030 / 3224 / 3530 / 1217

E5HT3110BA010 STEERING KNUCKLE PIN

BUCHA PINO MANGA EIXO 0,10MM
021905
TJG407397A010



1415CUM / 1215CUM / 1617 / 1722 / 1731 / 4031 /
1630 / 1622 / 1422 / 4030 / 3224 / 3530 / 1217

E5HT3110BA020 STEERING KNUCKLE PIN


BUCHA PINO MANGA EIXO 0,20MM
021907
TJG407397A020



1415CUM / 1215CUM / 1617 / 1722 / 1731 / 4031 /
1630 / 1622 / 1422 / 4030 / 3224 / 3530 / 1217

E5HT3110BA030 STEERING KNUCKLE PIN

BUCHA PINO MANGA EIXO 0,30MM
021903
TJG407397A030



1415CUM / 1215CUM / 1617 / 1722 / 1731 / 4031 /
1630 / 1622 / 1422 / 4030 / 3224 / 3530 / 1217

E6HZ7808A FORK BUSHING

BUCHA GARFO SELETOR TRAMBULADOR
020129



815 / 1415CUM / 1317 / 1417 / 1215CUM / 1717 /
1721 / 1421 / 1617 / 2421 / 1722 / 2422 / 3222 /

TJG407397 STEERING KNUCKLE PIN

BUCHA PINO MANGA EIXO STD
021933



1317 / 1215CUM / 1717 / 1617 / 2421 / 1722 /
1731 / 2622 / 2626 / 2631 / 4031 / 2422 / 3222 /

TJG407397010 STEERING KNUCKLE PIN

BUCHA PINO MANGA EIXO 0,10MM
021924



1317 / 1215CUM / 1717 / 1617 / 2421 / 1722 /
1731 / 2622 / 2626 / 2631 / 4031 / 2422 / 3222 /

TJG407397020 STEERING KNUCKLE PIN

BUCHA PINO MANGA EIXO 0,20MM
021930



1317 / 1215CUM / 1717 / 1617 / 2421 / 1722 /
1731 / 2622 / 2626 / 2631 / 4031 / 2422 / 3222 /

TJG407397030 STEERING KNUCKLE PIN

BUCHA PINO MANGA EIXO 0,30MM
021929



1317 / 1215CUM / 1717 / 1617 / 2421 / 1722 /
1731 / 2622 / 2626 / 2631 / 4031 / 2422 / 3222 /

TMJ512393 BUSHING

BUCHA TIRANTE
004848



2622 / 2626 / 2422 / 2425

W714484S300 BOX PIN SPACER BUSHING

BUCHA ESPAC. PINO CABINA
022237
U800900



815 / 1317 / 1417 / 1717 / 1721 / 1421 / 1521 /
1617 / 2421 / 1722 / 1731 / 2622 / 2626 / 2631 /

XC457N620AA CLUTCH FORK SHAFT

BUCHA EIXO DO GARFO EMBREAGEM
020896



1415CUM / 1215CUM / 1617 / 1722 / 1622 / 1422 /
3224 / 1621 BR / 1721 BR / 1217 CUMMINS / 1417

2.13 BUJAO

PLUG

BF1X6730AA CRANKCASE CUMMINS

BUJAO CARTER CUMMINS
021009
BF5X6730AA



815 / 1415CUM / 1215CUM / 1617 / F4000 4BT
CUMMINS TURBO 4BT / 1722 / 2622 / 2631 /

TF3103113D PLUG

BUJAO ROSCADO MOTOR
021025



1617 / 1722 / 1731 / 2622 / 2626 / 2631 / 4031 /
2422 / 1630 / 1622 / 2425 / 1422 / 4030 / 2630 /

2.14 CABO

CABLE

2SB721555B THROTTLE CABLE 1522 MM

CABO ACELERADOR 1522MM
018395



F4000 MWM 4.3L TURBO /

2SC721555B THROTTLE CABLE 1162 MM

CABO ACELERADOR 1162MM
018396



F1000HSD /

2SH957805A SPEEDOMETER CABLE -

CABO VELOCIMETRO 1780MM
018411
2SB957805



F1000 TB MWM 229 /

2SN957805D SPEEDOMETER CABLE -

CABO VELOCIMETRO 1570MM
018406
T71957805B



F14000HD / F12000L / F12000 /

87HU17260AA SPEEDOMETER CABLE -

CABO VELOCIMETRO 3510MM
018408
E5HT17260CA
E7HT17260AA



TODOS CARGOS ATE 15/07/1990 FASE 1/2/3 /

98HU17260AA SPEEDOMETER CABLE -

CABO VELOCIMETRO 3950MM
018409



1731 / 2622 / 2626 / 2631 / 4031 / 2422 / 1630 /
2425 / 4030 / 2630 / 3530 /

T71711139 BUTTON

BOTAO CABO ESTRANGULADOR
018414



F1000 NA MWM 229 / F1000 NA 4X4 MWM 229 /

T72609701 HANDBRAKE CABLE

CABO FREIO MAO =2153MM=
018404



F4000 4BT CUMMINS TURBO 4BT / F4000 MWM
NA /

TJG957805A SPEEDOMETER CABLE -

CABO VELOCIMETRO 3645MM
018407
88HU17260BA



1722 / 1622 / 1422 / 1419 / 2322 / 1415FNH / 1215
FNH /

TNJ957805 SPEEDOMETER CABLE -

CABO VELOCIMETRO 3950MM
018410
DTNJ957805
XC4517260BA



1731 / 2622 / 2626 / 2631 / 4031 / 2422 / 1630 /
2425 / 4030 / 2630 / 3530 /

XC352853AC CABLE 1680MM

CABO FREIO 1680MM
018405



F4000 4X2 CUMMINS ELET 2.8L 152CV TC DSL /

XC359A758CC THROTTLE CABLE 897 MM

CABO ACELERADOR 897MM
018398



F12000 / F14000 / F16000 /

2.15 CALCO

SHIM

2R0103548F WHEEL CHOCK

CALCO CAMISA 0,25 MM MWM X 10
012991



F14000HD MWM X10 / F12000L MWM X10 / F4000
MWM 4.3L TURBO

2R0103548G WHEEL CHOCK

CALCO CAMISA 0,40 MM MWM X 10
012990



F14000HD MWM X10 / F12000L MWM X10 / F4000
MWM 4.3L TURBO

2R0103548H WHEEL CHOCK

CALCO CAMISA 0,30 MM MWM X 10
013052



F14000HD MWM X10 / F12000L MWM X10 / F4000
MWM 4.3L TURBO

2R0407071 WHEEL CHOCK

CALCO PINO MANGA EIXO 57X33,4X0,3
010336



815 / 915 / 712 / 815S / 814/815 11/2000=09/2002

2R0407071A KING PIN WASHER 57X33,

CALCO AJUSTE MANGA EIXO 57X33,4X0,5
019550



815 / 915 / 712 / 815S / 814/815 11/2000=09/2002

2R0407071B KING PIN WASHER 57X33,

CALCO AJUSTE MANGA EIXO 57X33,4X1
019551



815 / 915 / 712 / 815S / 814/815 11/2000=09/2002

2RK107124 WHEEL CHOCK

CALCO CAMISA 0,25 MM CUMMINS
013047



1617 / 1422 / 3224 / 3530 / 2322

2RK107125 WHEEL CHOCK

CALCO CAMISA 0,50 MM CUMMINS
013048



1617 / 1422 / 3224 / 3530 / 2322

2.15 CALCO

SHIM

2RK107126 SHIM 0,30MM CUMMINS

CALCO CAMISA 0,30 MM CUMMINS
024210



1617 / 1422 / 3224 / 3530 / 2322

BF5X60000A CYLINDER LINER RUBBER

CALCO CAMISA 0,15 MM CUMMINS
020931



1617 / 1422 / 3224 / 3530 / 2322 /

BF5X60000B CYLINDER LINER RUBBER

CALCO CAMISA 0,20 MM CUMMINS
020922



1617 / 1422 / 3224 / 3530 / 2322 /

BF5X60000C CYLINDER LINER RUBBER

CALCO CAMISA 0,10 MM CUMMINS
020923



1617 / 1722 / 1731 / 2622 / 2626 / 4031 / 2422 /
4331 / 1630 / 1622 / 1422 / 4030 / 3224 / 5031 /

BF7T6C055A WHEEL CHOCK

CALCO CAMISA 0,50 MM MWM X 10
022247



B1618 ONIBUS / B1621 ONIBUS / F14000HD
MWM X10 / F12000L MWM X10 / F4000 MWM 4.3L

T06107119 WHEEL CHOCK

CALCO CAMISA 0,10 MM MWM 229
013960



F12000 MWM 229 / F14000HD MWM 229 /
F12000L MWM 229

T06107121 WHEEL CHOCK

CALCO CAMISA 0,15 MM MWM 229
013961



F12000 MWM 229 / F14000HD MWM 229 /
F12000L MWM 229 / F4000 MWM 229

T06107123 WHEEL CHOCK

CALCO CAMISA 0,20 MM MWM 229
013962



F12000 MWM 229 / F14000HD MWM 229 /
F12000L MWM 229 / F4000 MWM 229

T16407679A WHEEL CHOCK

CALCO PINO MANGA EIXO 63,5X45,9X0,3
010349



4432E 4X2 / 1722E 4X2 / 2628E 6X4 / 2622E 6X4
/ 2422E 6X2 / 2428E 6X2 / 2632E 6X4 / 5032E

T75411185A SHIM

CALCO APOIO GRAMPO MOLA
014621



F14000HD / F12000L / F12000

TAE107119 SPACER LINER RUBBER 0.

CALCO CAMISA 0,10 MM MWM X 10
005283



F14000HD MWM X10 / F12000L MWM X10 / F4000
MWM 4.3L TURBO

TAE107121 SPACER LINER RUBBER 0.

CALCO CAMISA 0,15 MM MWM X 10
005284



F14000HD MWM X10 / F12000L MWM X10 / F4000
MWM 4.3L TURBO

TAE107123 SPACER LINER RUBBER 0.

CALCO CAMISA 0,20 MM MWM X 10
005285



F14000HD MWM X10 / F12000L MWM X10 / F4000
MWM 4.3L TURBO

2.16 CARCACA

HOUSING

BF1X2W080A ENGINE BRAKE CAST IRON

FUNDIDO CARCACA FREIO MOTOR
021831



1717 / 1617 / 1722 / 1731 / 2622 / 2626 / 2631 /
4031 / 2422 / 4331 / 1630 / 1622 / 2425 / 1422 /

2.17 CHAVETA KEY

BF5X3138A KING PIN SEALING WASHER

CHAVETA TRAVA PINO MANGA EIXO
023713



814/815(96/...)/

D5TA3122AB PIN LOWER

CHAVETA PINO MANGA EIXO
022243
T16407689



1415CUM / 1617 / 1722 / 1731 / 1630 / 1622 /
1422 / 3224 / 3530 / 1417 CUMMINS / B1618

TJG407693 PIN UPPER

CHAVETA PINO MANGA EIXO
021923
D5TA3122BA



1317 / 1215CUM / 1217 CUMMINS / 1316 CHILE /
B1618 ONIBUS / B1621 ONIBUS / 1215 FNH /

XC3Z3122AA RETAINING PIN

CHAVETA PINO MANGA EIXO
022248



815 / 915 / 815E / 816 / 712 / 815S / F12000 / 814/
815 11/2000=09/2002 /

2.18 CILINDRO CYLINDER

4214110960 ENGINE BRAKE CYLINDER

CILINDRO F. MOTOR SIST. WABCO

022634
85HU2W087A
85HU2W087A
BG1X2W082BA
BF1X20071A



1415CUM / 1215CUM / 1617 / 1722 / 1731 / 2622 /
2626 / 2422 / 1630 / 1622 / 2425 / 1422 / 3530 /

88HU7A508BA CYLINDER CLUTCH AUX.

CIL. AUX. EMBREAGEM

022775



CARGO 1215 / CARGO 1415 / CARGO 1218 /
CARGO 1418 / CARGO 1615 / CARGO 1313 /

9709030104 CLUTCH SERVO HOUSING

CIL. LONGO SERVO EMBR. S/INDIC.

006457



1730 / 2622 / 2626 / 2631 / 4031 / 2422 / 3222 /
4331 / 2425 / 4030 / 2630 / 3224 / 5031 / 2831 /

B925741 COMPRESSOR CYLINDER

CIL. COMPR. LK38 (REGULADOR 88MM)

011534



B1618 ONIBUS / B1621 ONIBUS / F12000 /
F14000

B925746 COMPRESSOR CYLINDER

CIL. COMPR. LK38 VW (GOVERNADOR)

011536



F14000HD / F12000L / B1618 ONIBUS / B1621
ONIBUS / F12000 / F14000

BC457A543AA CLUTCH CYLINDER W/

CIL. ACION. EMBREAGEM C/RESERV. FORD

019621
BC457A543AB



2629 6X4 / 1519 4X2 / 1723 4X2 / 1933 4X2 /
2429 6X2 / 2423 6X2 / 1722 4X2 / 1932 4X2 /

BF5T2K756A COMPRESSOR CYLINDER

CIL. COMPR. LK38 VW (GOVERNADOR)

023219



F14000HD / F12000L / B1618 ONIBUS / B1621
ONIBUS / F12000 / F14000 /

BF8X2K756A COMPRESSOR CYLINDER

CIL. COMPR. LK38 =88MM=

023218



B1618 ONIBUS / B1621 ONIBUS / F12000 /
F14000 /

BF8X2W082A ENGINE BRAKE CYLINDER

CIL. ACION. FREIO MOTOR SIST. WABCO

021851
BG1X2W082AA



1415CUM / 1317 / 1417 / 1215CUM / F14000HD /
F12000L / 1717 / 1617 / 2421 / 1722 / 1731 / 2622

BG1X2W082B ENGINE BRAKE CYLINDER

CILINDRO F. MOTOR SIST. WABCO

021857
85HU2W087A
85HU2W087A
BG1X2W082BA
BF1X20071A



1415CUM / 1215CUM / 1617 / 1722 / 1731 / 2622 /
2626 / 2422 / 1630 / 1622 / 2425 / 1422 / 3530 /

K043961 CLUTCH CYLINDER W/

CIL. EMBR. C/ RESERV. =FORD=

019620
BC457A543AB



2629 6X4 / 1519 4X2 / 1723 4X2 / 1933 4X2 /
2429 6X2 / 2423 6X2 / 1722 4X2 / 1932 4X2 /

RCCE00181 CYLINDER CLUTCH AUX.

CIL. AUX. EMBREAGEM

019223



CARGO 1215 / CARGO 1415 / CARGO 1218 /
CARGO 1418 / CARGO 1615 / CARGO 1313 /

RCCE00440 CLUTCH AUX. CYLINDER

CILINDRO AUX. EMBREAGEM

023654



F14000HD / F12000L

TAF253861 ENGINE BRAKE CYLINDER

CIL. ACION. FREIO MOTOR SIST. KNORR

005096



815 / 2421 / 1722 / 1731 / 2622 / 2626 / 4031 /
2422 / 4331 / 1630 / 1622 / 2425 / 1422 / 4030 /

2.19 COXIM

RUBBER MOUNTING

E5HT5K371AA FRONT CAB BUFFER

COXIM DIANTEIRO CABINA
021999
85HU5K371A
8C455K371AA



815 / 1415CUM / 1317 / 1417 / 1215CUM / 1717 /
1721 / 1421 / 1521 / 1617 / 2421 / 1722 / 1731 /

T06199201 FRONT ENGINE BUFFER

COXIM DIANTEIRO MOTOR
004482



F1000 / F4000

2.20 CUPILHA

COTTER PIN

2RP299263 LOCKING PIN

CUPILHA FREIO MOTOR 5,64X1/2
021823



815 / 915 / 3224 / 814/815(96...) / 815E / 1317E
4X2 / 1517E 4X2 / 1717E 4X2 / B1618 ONIBUS /

2.21 EIXO

AXLE

C1TT7590A SMALL CLUTCH FORK

EIXO GARFO EMBREAGEM PEQUENO
021334



1415CUM / 1215CUM / 1421 / 1621 / 1617 / 2626 /
4031 / 2422 / 3222 / 1419 / 2322 / 5031 / 1415FNH

E5HT5L369AA CAB LOCK AXLE

EIXO TORRE TRASEIRA CABINA
021982



1717E 4X2 / 1316 CHILE / 6332E 6X4 / 1716
ARG. / 1730 ARG. / 1416 ARG / 1516 CHILE /

TAR721075 CLUTCH AND BRAKE

EIXO PEDAIS FREIO E EMBREAGEM
005139



B1618 ONIBUS / B1621 ONIBUS

2.22 EMBOLO

PISTON

85HU4038A ALLOY REDUCTION PISTON

EMBOLO REDUZIDA ALUMINIO =ANODIZADO=
023752



1415CUM / 1417 / 1215CUM / F14000HD /
F12000L / F12000 / F14000 / 1717 / 1421 / 1617 /

2.23 ENGRENAGEM

GEAR

2R.J311261 IDLER GEAR, 2ND SPEED

ENGRENAGEM 2ª VEL.
007219



1717E 4X2 / B1618 ONIBUS / B1621 ONIBUS /
1617 / 1721 CHILE / 1621 BR / 1721 BR / 1421 /

2.24 ESTICADOR

BELT TENSIONER

BFOT10B300BA BELT SUPPORT CUMMINS

ESTIC. CORREIA MOTOR CUMMINS
021417
BFOT10B300AA
BFOT10B300AA
BG4X10B300AA
BFOT10B300BA



814/815(96/...) / 815 / 915 / 815S / 712 / 1617 /
1215CUM / 1217 CUMMINS / 1415CUM / 1417

BG1T10B300AA ENGINE BELT SUPPORT

ESTIC. CORREIA CUMMINS. POLIA LISA
021379
BG3T10B300AA
BFOT10300CA



F350 C/SIMPLES / F4000 4BT CUMMINS TURBO
4BT / F12000 CUMMINS 6BT 5.9L / F14000

2.25 ESTRIBO

RUNNING BOARD

1C4517C881AB BUMPER RUNNING BOARD

ESTRIBO PARACHOQUE
017655



1415CUM / 1417 / 1215CUM / 1717 / 1721 / 1421 /
1521 / 1617 / 2421 / 1722 / 1731 / 4031 / 2422 /

2.26 FILTRO

FILTER

BF8X9365A FILTER

FILTRO (PENEIRINHA)
021365



B1618 ONIBUS / B1621 ONIBUS /

TEG129620A AIR FILTER SECONDARY

ELEMENTO SECUNDARIO FILTRO AR
005034



1415CUM / 1215CUM / 1617 / 1217 CUMMINS /
1417 CUMMINS

2.27 FREIO MOTOR EXHAUST BRAKES

2RD253853B ENGINE BRAKE 74MM
FREIO MOTOR =74MM= 2-7/8
005081



815 / 915 / 814

4214289150 ENGINE BRAKE 99MM
FREIO MOTOR =99MM= 3-7/8
021854
4C452W068BC
4C452W068BB
XC452W068EB
XC452W068EA
XC452W068EC



1317 / 1417 / 1717 / 1521 / 1722 / 1731 / 2622 / 2626 / 2631 / 4031 / 2422 / 3222 / 4331 / 1630 /

4214299190 ENGINE BRAKE 85MM
FREIO MOTOR =85MM= 3- 3/8
022631
4C452W068DA
4C452W068DB
4C452W068AA
XC452W068BA
XC452W068BA




1317 / 1717 / 815E / 1517 / 1317E / 1517E / 1717E

4214299340 ENGINE BRAKE 74MM
FREIO MOTOR =74MM= 2-7/8
022630



F14000HD MWM X10 / F12000L MWM X10

4C452W068BA EXHAUST BRAKE CUMMINS
FREIO MOTOR CUMMINS 5.9L =99MM= 3-7/8
018265
4C452W068BC
4C452W068BB
XC452W068EB
XC452W068EA
XC452W068EC



1317 / 1417 / 1717 / 1521 / 1722 / 1731 / 2622 / 2626 / 2631 / 4031 / 2422 / 3222 / 4331 / 1630 /

4C452W068CA ENGINE BRAKE 99MM FORD
FREIO MOTOR =99MM= =FORD CARGO= 3-7/8
018149
4C452W068BC
4C452W068BB
XC452W068EB
XC452W068EA
XC452W068EC



1317 / 1417 / 1717 / 1521 / 1722 / 1731 / 2622 / 2626 / 2631 / 4031 / 2422 / 3222 / 4331 / 1630 /

4C452W068DC ENGINE BRAKE 85MM FORD
FREIO MOTOR =85MM= 3-3/8 FORD CARGO
018148
4C452W068DA
4C452W068DB
4C452W068AA
XC452W068BA
XC452W068BA



1317 / 1717 / 815E / 1517 / 1317E / 1517E / 1717E /

SP5074 ENGINE BRAKE =99MM= 3-7/8
023645
4C452W068BC
4C452W068BB
XC452W068EB
XC452W068EA
XC452W068EC



1317 / 1417 / 1717 / 1521 / 1722 / 1731 / 2622 / 2626 / 2631 / 4031 / 2422 / 3222 / 4331 / 1630 /

SP6964 ENGINE BRAKE =85MM=3- 3/8
FREIO MOTOR =85MM=3- 3/8
023642
4C452W068DA
4C452W068DB
4C452W068AA
XC452W068BA
XC452W068BA



1317 / 1717 / 815E / 1517 / 1317E / 1517E / 1717E

SP7035 ENGINE BRAKE 74MM
FREIO MOTOR =74MM= 2-7/8
021845



F14000HD MWM X10 / F12000L MWM X10

2.28 GARFO FORK

2RM141861 CLUTCH FORK
GARFO EMBREAGEM C/ROLETE
005061



2421 / 2622 / 2626 / 4031 / 3222 / 4432E 4X2 / 1722E 4X2 / 2628E 6X4 / 2622E 6X4 / 2422E 6X2

88HU7541AA CLUTCH FORK
GARFO EMBREAGEM
021304




1415CUM / 1215CUM / 1617 / 1722 / 2622 / 2422 / 1622 / 1419 / 2322 / 1415FNH / 3530 / 1215 FNH /

BG1X7544AA CLUTCH FORK WITH
GARFO EMBREAGEM C/ROLETE
024697



BG9X7544AA CLUTCH FORK WITH
GARFO EMBREAGEM C/ROLETE (MODERNO)
020407



2421 / 1722 / 1731 / 2622 / 2626 / 2631 / 4031 / 2422 / 3222 / 4331 / 1630 / 1622 / 2425 / 1422 /

TPH141857 X CLUTCH FORK W/ PIN
GARFO EMBREAGEM C/PINO
015359



815 / 915 / 815E / F4000 4BT CUMMINS TURBO 4BT / 814 / F14000HD MWM X10 / F12000L MWM

XC457R361BA GEARBOX LEVER BRACKET
GARFO APOIO ALAVANCA CAMBIO
021964



915 / 815S / 712 / 815 / 815E / 4432E 4X2 / 1317E 4X2 / 1517E 4X2 / 1717E 4X2 / 2628E 6X4

2.29 GUARDA-PO DUST COVERS

E5HT7277AB GEARBOX LEVER DUST

GUARDA PO ALAVANCA CAMBIO
021998



815 / 1317 / 1417 / 1215CUM / 1717 / 1721 / 1521 / 1617 / 2421 / 1722 / 1731 / 2622 / 2626 / 2631 /

TJG711116 GEARBOX LEVER DUST

GUARDA PO ALAVANCA CAMBIO
006745



815 / 1415CUM / 1317 / 1417 / 1215CUM / 1717 / 1721 / 1521 / 1617 / 2421 / 1722 / 1731 / 2622 /

2.30 HASTE ROD

2RR312141 C GEARBOX END SHAFT

HASTE TERM. CAIXA CAMBIO =COMPLETO=
018030



1731 / 2622 / 2626 / 2631 / 4031 / 2422 / 4331 / 1630 / 2425 / 4030 / 2630 / 5031 / 2831 / 4432E

BFOX72028 GEARBOX END SHAFT

HASTE TERM. CAIXA CAMBIO
020452
BFOX72028



1731 / 2622 / 2626 / 2631 / 4031 / 2422 / 4331 / 1630 / 2425 / 4030 / 2630 / 5031 / 2831 / 4432E

2.31 HELICE FAN

AC458600AA FAN WHEEL

HELICE MOTOR MWM
021451



815E / 816 /

2.32 INTERRUPTOR SWITCH

TAR953235 O LIGHT SWITCH

INTERRUPTOR PISCA ALERTA
007648



B1618 ONIBUS / B1621 ONIBUS

2.33 JUNTA

GASKET

03618993 GASKET WATER PUMP 229

JUNTA BOMBA D'AGUA 229 TODOS
004610
WD5T8507B



F12000 MWM 229 / F14000HD MWM 229 /
F12000L MWM 229 / F4000 MWM 229

85HU4K069A WHITE FELD SEALING

FELTRO BRANCO VALV. REDUZIDA
023603



1415CUM / 1317 / 1417 / 1215CUM / F14000HD /
F12000L / 1717 / 1721 / 1421 / 1521 / 1617 / 2421

BF3X1153AA UNIVERSAL WHEEL HUB

JUNTA CUBO RODA
022195
E4HT1153BA
E4HZ1153A



1417 / F14000HD / F12000L / F12000 / F14000 /
1717 / 1722 / 1731 / 2622 / 2626 / 2631 / 4031 /

BG2T8507CA GASKET WATER PUMP 229

JUNTA BOMBA D'AGUA 229 TODOS
020031
WD5T8507B



F14000HD / F12000L / F12000 / F4000 MWM NA /

BG2T9441AA GASKET INTAKE MANIFOLD

JUNTA COLETOR ADMISSAO
021509



B1618 ONIBUS / B1621 ONIBUS / F14000HD
MWM X10 / F12000L MWM X10 / F4000 MWM 4.3L

BG5X9451AA GASKET SET

JUNTA COL. ESCAP. CUMMINS SERIE B =
021432
5266422
BH1X9451BA



815E / 816 / 1722E 4X2 / 2628E 6X4 / 2622E 6X4 /
2422E 6X2 / 2428E 6X2 / 1317E 4X2 / 1517E

BG6X9451BA EXHAUST MANIF. GASKET

JUNTA COL. ESCAP. CUMMINS =ELETR.=
021469
5269779
BH1X9451AA



4432E 4X2 / 2632E 6X4 / 5032E 6X4 / 2932E 6X4 /
4532E / 1832E / 1932 4X2 / 3132 6X4 / 2632

TAE129589A GASKET EXHAUST

JUNTA COLETOR ESCAPE
004586



B1618 ONIBUS / B1621 ONIBUS / F14000HD
MWM X10 / F12000L MWM X10 / F4000 MWM 4.3L

TJG301235C GASKET

JUNTA TAMPA CILINDRO CX. CAMBIO
013535



2622 / 2626 / 2631 / 4031 / 2422 / 2425 / 4030 /
2630 / 2628E 6X4 / 2622E 6X4 / 2632E 6X4 /

XC455C250BA TUBE GASKET

JUNTA FREIO MOTOR 99MM
021841
88HU5C250AA



1722 / 1731 / 2622 / 2626 / 2631 / 4031 / 2422 /
3222 / 4331 / 1622 / 3224 / 5031 / 2831 / 4432E

2.34 KIT

KIT

2R0398031 X LOCK AXLE REPAIR KIT

JG. PINOS E MOLAS TRAVA EIXO CX. ZF
011596



F4000 4X4 CUMMINS ELET.2.8L 152CV TC DSL /
F350 C/SIMPLES / F350 C/DUPLA / F4000 4X2

2.35 LANTERNA

LANTERN

86HU13368AA FRONT TURN SIGNAL LIGHT

LANTERNA SETA DIANT. L.D.
018491
85HB13368AA



814/815 05/1996=11/2000 /

2.36 MANCAL DE EMBREAGEM CLUTCH BEARING

BE2Y7548A CLUTCH ROLL BEARING

MANCAL EMBREAGEM C/ROLAMENTO

021554
82TU7548A



F14000HD / F12000L / F4000 MWM 229 / F12000 /
F14000 / F16000 / FT7000 / F7000 / F19000 /

TEG141165 CLUTCH BEARING

MANCAL EMBREAGEM C/ROLAMENTO

004082
82TU7548A



F14000 / F16000 / FT7000 / F7000 / F19000 /
F21000 / F13000 / F4000 / F11000 / F600 / 1113 /

2.37 MANGUEIRA HOSE

BG2X6418AA TURBO OIL RETURN HOSE

MANGUEIRA RETORNO OLEO TURBO

021613
BF8T6418A



1415CUM / 1215CUM / 1617 / 1217 CUMMINS /
1417 CUMMINS /

2.38 MANGUEIRA SILICONE SILICON HOSE

2ST145467 TURBINE CONEXION HOSE

MANG. LIGACAO TURBINA =SILICONE AZUL=

021575
3970407



1722 / 1731 / 2622 / 2626 / 2631 / 4031 / 2422 /
1630 / 1622 / 2425 / 1422 / 4030 / 2630 / 3224 /

4C456W650BA SILICONE HOSE WITH

MANG. SILICONE INTERCOOLER =PRETO=

026455



E7HT6C640BC SILICONE HOSE WITH

MANG. SILICONE INTERCOOLER =PRETO=

022300



1415CUM / 1317 / 1417 / 1215CUM / 1717 / 1721 /
1421 / 1521 / 1617 / 2421 / 1722 / 1731 / 2622 /

TJG115451B S RESPIRE ELBOW HOSE =

MANG. COTOV. RESP. =SILICONE AZUL=

006653



814/815(96...)/ 815 / 1617 / 1215CUM / 1217
CUMMINS / 1415CUM / 1417 CUMMINS / 1721

TQG117231 INTERCOOLER CONEXION

MANG. SILICONE INTERCOOLER =AZUL=

006923



1415CUM / 1617 / 1722 / 1731 / 2622 / 2626 /
2631 / 3224 / 4432E 4X2 / 1722E 4X2 / 2628E

TQG117231 O SILICONE HOSE WITH

MANG. SILICONE INTERCOOLER =PRETO=

004993



1415CUM / 1617 / 1722 / 1731 / 2622 / 2626 /
2631 / 3224 / 4432E 4X2 / 1722E 4X2 / 2628E

TRG117231A TURBINE CONEXION HOSE

MANGUEIRA LIGACAO TURBINA

005185



1731 / 2626 / 1630 / 2425 / 3224 / 3530

XC456W650BA HOSE CONEXION FROM

MANG. LIG. TUBO INTERC./TURBINA

020889



1415CUM / 1722 / 1731 / 2626 / 2631 / 4031 /
1630 / 1622 / 2425 / 1422 / 4030 / 2630 / 3224 /

2.39 MANOPLA KNOB

6C457213AA SHIFT KNOB W/ VALVE

MANOPLA ALAV. CAMBIO C/VALVULA

022070
TNJ711141



2628E 6X4 / 2622E 6X4 / 2932E 6X4 / 5032E 6X4 /
6332E 6X4 / 2422 / 2622 / 2425 / 2626 / 5031 /

BG3X7213AA SHIFT GEAR HANDLE

MANOPLA ALAVANCA CAMBIO

014736
S2578



4331 /

BG5X7213AA SHIFT KNOB W/ VALVE

MANOPLA ALAV. CAMBIO C/VALVULA

012411
S2876



4331 / 4432E 4X2 / 4532E/1832E /

E6HT7213AA SHIFT KNOB

MANOPLA ALAV. CAMBIO

021977



1415CUM / 1317 / 1417 / 1215CUM / 1717 / 1721 /
1421 / 1521 / 1617 / 1419 / 3224 / 1415FNH / 1215

2.40 MANOPLA

KNOB

TJG711259A SHIFT KNOB

MANOPLA ALAVANCA CAMBIO
022004
95HU7213AA



2622 / 2626 / 2631 / 4031 / 2422 / 4331 / 2425 /
4030 / 2630 / 2632E 6X4 / 1730 ARG. /

2.41 MAQUINA DE VIDRO

WINDOW LIFTER MECHANISM

T71837501 LEFT GLASS MECHANISM

MAQUINA VIDRO L.E.
007302
T71837501E



F1000 / F4000 / F12000 / F12000L / F14000 /
F14000HD /

T71837502 WINDOW LIFTER

MAQUINA VIDRO L.D.
007303



F1000 / F4000 / F12000L / F12000 / F14000HD /
F14000 /

2.42 MOLA

SPRING

2R0301338 SPRING

MOLA MENOR 1,25 X 7,8 X 43,20 RETIFICADA
011573



F350 C/SIMPLES / F4000 4X2 CUMMINS ELET 2.
8L 152CV TC DSL / F4000 4X4 CUMMINS ELET.

2RP253891 ENGINE BRAKE PISTON

MOLA PISTAO FREIO MOTOR
017946



815 / 2421 / 1722 / 1731 / 2622 / 2626 / 4031 /
2422 / 4331 / 1630 / 1622 / 2425 / 1422 / 4030 /

2SN607041 REAR BRAKE SHOE

MOLA SAPATA FREIO TRASEIRO
021128



1317 / 1417 / 1215CUM / F14000HD / F12000L /
1717 / 1721 / 1421 / 1521 / 1617 / 2421 / 1722 /

BF5X2W146AA SPRING

MOLA GRANDE PATIM FREIO
021152



815E / 816 / 712 /

BF8T7234A SPRING

MOLA MENOR 1,25 X 7,8 X 43,20
020135



F350 C/SIMPLES / F4000 4X2 CUMMINS ELET 2.
8L 152CV TC DSL / F4000 4X4 CUMMINS ELET.

TE3607033 BRAKE SHOE LOCK SPRING

MOLA TRAVA ROLETE SAPATA FREIO
005317




4432E 4X2 / 1317E 4X2 / 1517E 4X2 / 1717E 4X2
/ 2628E 6X4 / 2422E 6X2 / 2428E 6X2 / 1722E

2.43 O'RING

O'RING

2R0121437 O'RING WATER PUMP

O'RING VED. BB AGUA PEQ. MWM X 10
006579



F4000 MWM 4.3L TURBO / F12000L MWM X10 /
F14000HD MWM X10 / B1618 ONIBUS / B1621

85HU4K069B O'RING

O'RING 34,0 X 4,0 (COD.7451)
020767



1415CUM / 1317 / 1417 / 1215CUM / F14000HD /
F12000L / 1717 / 1721 / 1421 / 1521 / 1617 / 2421

T12130803A O'RING INJ. PUMP GASKET

O'RING VEDACAO BOMBA INJETORA
006580



B1618 ONIBUS / B1621 ONIBUS

WD8T1003STD SEAL RING

O'RING VEDACAO CAMISA MWM D 229
021137
WE8T1003STD



F14000HD / F12000L / F12000 /

2.44 PARACHOQUE

BUMPER

E5HT17756AWAP BUMPER - FORD CARGO

PARACHOQUE FORD CARGO

016576
E5HT17756AW
A



814/815(96...)/1419/1215 FNH/1415FNH/
2322/3530/3224/1422/1622/1722/1617/

2.45 PARAFUSO

SCREW

00181139 SCREW HEXAGONAL 5/

PARAF. SEXT. 5.8 X 40 C/ROSCA 7/16 UNC
021612



1415CUM/1417/1215CUM/1617/1722/1622/
1422/3224/3530/1217 CUMMINS/1417

390216S2 SCREW

PARAFUSO CARDA
022321



1415CUM/1417/1215CUM/F14000HD/
F12000L/F12000/F14000/1717/1617/

BF1X20070A SCREW ENGINE BRAKE

PARAF. SUPORTE FREIO MOTOR M8X16 (8,8)
021825
BF8T57651A
TE3109701



1415CUM/1317/1417/1215CUM/F14000HD/
F12000L/1717/1617/1722/1731/2622/2626

BF8T9K424A SCREW

PARAFUSO FIX. COL. ESCAPE
021647



1317 4X2/1717 4X2/1517 4X2/1719 4X2/
2632E 6X4/5032E 6X4/2932E 6X4/3133 6X4/

BF8T9K424B SCREW - M10X1.5X70

PARAF. FIX. COL. ESCAPE - M10X1.5X70
021608



815/1415CUM/1215CUM/1617/915/814/
815(96...)/712/1621 BR/1721 BR/1721

E7HT4N272AA SCREW

PARAFUSO CARDA
020298
75648



815/F14000HD/F12000L/1421/1521/1722/
1622/1422/915/3224/814/815(96...)/1721

F1HT4N272BA SCREW

PARAFUSO CARDA
020323



1722/1731/2622/2626/2631/4031/2422/
3222/4331/1630/1622/2425/4030/2630/

TAF299255 SCREW ENGINE BRAKE

PARAF. BORBOLETA FREIO MOTOR M6X16 (8.
021827
922903500314



815/F12000L/915/3224/814/815(96...)/
B1618 ONIBUS/B1621 ONIBUS/815S/

TJG521153 SCREW

PARAFUSO CARDA
007329



1415/1215/1217/1617/1622

2.46 PINO

PIN

1C453115AA STEERING KNUCKLE AXLE

PINO MANGA EIXO SIFCO - 33,00 X 169,3 (STD)
022099



815/915/815E/816/712/815S/815
MULTIUSO/814/815 11/2000=09/2002/

1C453115AA 10 STEERING KNUCKLE AXLE

PINO MANGA EIXO SIFCO - 33,10 X 169,3 (0,10)
022096



815/915/815E/816/712/815S/815
MULTIUSO/814/815 11/2000=09/2002/

1C453115AA 20 STEERING KNUCKLE AXLE

PINO MANGA EIXO SIFCO - 33,20 X 169,3 (0,20)
022089



815/915/815E/816/712/815S/815
MULTIUSO/814/815 11/2000=09/2002/

1C453115AA 30 STEERING KNUCKLE AXLE

PINO MANGA EIXO SIFCO - 33,30 X 169,3 (0,30)
022068



815/915/815E/816/712/815S/815
MULTIUSO/814/815 11/2000=09/2002/

2.46 PINO PIN

1C453115AA 40 STEERING KNUCKLE AXLE

PINO MANGA EIXO SIFCO - 33,40 X 169,3 (0,40)
022065



815 / 815S / 915 / 815E / 816 / 712 / 814/815 11 /
2000-09/2002 / 815 MULTIUSO /

2P0321143 PIN CUP

PINO COPO
011575



915 / 815E / 712 / 815S

2R0321143A GEARBOX PIN CUP

PINO COPO CX. CAMBIO
011595



F350 C/SIMPLES / F4000 4X2 CUMMINS ELET 2.
8L 152CV TC DSL / F4000 4X4 CUMMINS ELET.

2RD407687030 STEERING KNUCKLE AXLE

PINO MANGA EIXO - 28,95 X 181,5 (0,30)
007442



814

3344387 AXLE LOCK SPRING PIN

JOGO PINOS MOLAS TRAVA EIXO
023204
BH1X7K234AA
BF6X7234AA



815 / 915 / 814/815(96/...) / 815E / 815S / 815
MULTIUSO / 915 MULTIUSO

085215 STEERING KNUCKLE AXLE

PINO MANGA EIXO - 28,65 X 181,5 (STD)
023236



814/815 05/1996 A 09/2002

BF0X3115AA STEERING KNUCKLE AXLE

PINO MANGA EIXO MERITOR - 31,45 X 180,0 (0,
022133
BF0X3115AA01
0



814/815(96/...) /

BF0X3115AA020 STEERING KNUCKLE AXLE

PINO MANGA EIXO MERITOR - 31,55 X 180,0 (0,
022152



814/815(96/...) /

BF0X3115AASTD STEERING KNUCKLE AXLE

PINO MANGA EIXO MERITOR - 31,35 X 180,0
022063



814/815(96/...) /

BF5X3115A STEERING KNUCKLE AXLE

PINO MANGA EIXO - 28,65 X 181,5 (STD)
022129



814/815 05/1996 A 09/2002 /

BF5X3115A010 STEERING KNUCKLE AXLE

PINO MANGA EIXO - 28,75 X 181,5 (0,10)
022154



814/815(96/...) /

BF5X3115A020 STEERING KNUCKLE AXLE

PINO MANGA EIXO - 28,85 X 181,5 (0,20)
022150



814/815(96/...) /

BF5X3115A030 STEERING KNUCKLE AXLE

PINO MANGA EIXO - 28,95 X 181,5 (0,30)
022158



814 /

BF6X7235AA AXLE LOCK SPRING PIN

JOGO PINOS MOLAS TRAVA EIXO
020494
BH1X7K234AA
BF6X7234AA



815 / 915 / 814/815(96/...) / 815E / 815S / 815
MULTIUSO / 915 MULTIUSO /

BF8T7E218A GEARBOX PIN CUP

PINO COPO CX. CAMBIO
020131



F350 C/SIMPLES / F4000 4X2 CUMMINS ELET 2.
8L 152CV TC DSL / F4000 4X4 CUMMINS ELET.

BG6X7235BA PIN CUP

PINO COPO CX. CAMBIO
020133



915 / 815E / 712 / 815S / 815 MULTIUSO / 915
MULTIUSO /

D5AH3115BA STEERING KNUCKLE AXLE

PINO MANGA EIXO SIFCO - 45,55 X 264,0 (STD)
021922
D5HA3115BA



1415CUM / 1317 / 1215CUM / 1717 / 1721 / 1421 /
1521 / 1617 / 2421 / 1722 / 1731 / 2622 / 2626 /

D5HA3115BA 10 STEERING KNUCKLE AXLE

PINO MANGA EIXO SIFCO - 45,65 X 264,5 (0,10)
022079



1415CUM / 1317 / 1215CUM / 1717 / 1721 / 1421 /
1521 / 1617 / 2421 / 1722 / 1731 / 2622 / 2626 /

D5HA3115BA 20 STEERING KNUCKLE AXLE

PINO MANGA EIXO SIFCO - 45,75 X 264,5 (0,20)
022077



4432E 4X2 / 2628E 6X4 / 2428 6X2 / 2422 6X2 /
2628 6X4 / 3132 6X4 / 1717 4X2 / 1317E 4X2 /

D5HA3115BA 30 STEERING KNUCKLE AXLE

PINO MANGA EIXO SIFCO - 45,85 X 264,5 (0,30)
021990



1415CUM / 1317 / 1215CUM / 1717 / 1721 / 1421 /
1521 / 1617 / 2421 / 1722 / 1731 / 2622 / 2626 /

T11407687 STEERING KNUCKLE AXLE

PINO MANGA EIXO MERITOR - 40,80 X 233,0
010346



1215CUM / 1217 CUMMINS / 1316 CHILE / 1317

T11407687 10 STEERING KNUCKLE AXLE

PINO MANGA EIXO MERITOR - 40,90 X 233,0 (0,
019356



1215CUM / 1217 CUMMINS / 1316 CHILE / 1317

T11407687 20 STEERING KNUCKLE AXLE

PINO MANGA EIXO MERITOR - 41,00 X 233,0 (0,
019357



1317 / 1215CUM / 1217 CUMMINS / 1316 CHILE

T11407687 30 STEERING KNUCKLE AXLE

PINO MANGA EIXO MERITOR - 41,10 X 233,0 (0,
019358



1317 / 1215CUM / 1217 CUMMINS / 1316 CHILE

2.46 PINO PIN

TAAA7522A PIN
PINO ESFERICO GARFO EMBREAGEM
022316



815 / F14000HD / 915 / 814/815(96...)/ 815E / 712 / 815S / F4000 4BT CUMMINS TURBO 4BT /

TJG407687 STEERING KNUCKLE AXLE
PINO MANGA EIXO BRAS - 45,55 X 256,5 (STD)
022199



1415CUM / 1215CUM / 1617 / 1722 / 1731 / 1630 / 1622 / 1422 / 3224 / 3530 / 1217 CUMMINS / 1417

TJG407687010 STEERING KNUCKLE AXLE
PINO MANGA EIXO BRAS - 45,65 X 256,5 (0,10)
021985



1415CUM / 1215CUM / 1617 / 1722 / 1731 / 1630 / 1622 / 1422 / 3224 / 3530 / 1217 CUMMINS / 1417

TJG407687020 STEERING KNUCKLE AXLE
PINO MANGA EIXO BRAS - 45,75 X 256,5 (0,20)
022141



1415CUM / 1217 / 1215CUM / 1617 / 1722 / 1731 / 1630 / 1622 / 1422 / 1419 / 2322 / 3224 / 1415FNH

TJG407687030 STEERING KNUCKLE AXLE
PINO MANGA EIXO SIFCO - 45,85 X 256,5 (0,30)
022018



1415CUM / 1215CUM / 1617 / 1722 / 1731 / 1630 / 1622 / 1422 / 3224 / 3530 / 1217 CUMMINS / 1417

2.47 POLIA PULLEY

BF8T8W600A CRANK SHAFT PULLEY
POLIA VIRABREQUIM
014035



F350 C/DUPLA / F350 C/SIMPLES / F4000 4X2 CUMMINS MECANICO TDB 4CIL.

BG5X2884AA FAN BELT PULLEY
POLIA ESTIC. CORREIA
023582



815E / 816 / 1317E 4X2 / 1517E 4X2 / 1717E 4X2 / 2628E 6X4 / 2422E 6X2 / 2428E 6X2 / 1722E

2.48 PORCA NUT

2RR399181 NUT
PORCA HASTE ROSCA ESQ. CX CAMBIO
018032



1731 / 2622 / 2626 / 2631 / 4031 / 2422 / 4331 / 1630 / 2425 / 4030 / 2630 / 5031 / 2831 / 4432E

BF0X70057 NUT
PORCA HASTE ROSCA DIR. CX CAMBIO
020172
BF0X70093



1731 / 2622 / 2626 / 2631 / 4031 / 2422 / 4331 / 1630 / 2425 / 4030 / 2630 / 5031 / 2831 / 4432E

BF0X70098 NUT
PORCA HASTE ROSCA ESQ. CX CAMBIO
020199




1731 / 2622 / 2626 / 2631 / 4031 / 2422 / 4331 / 1630 / 2425 / 4030 / 2630 / 5031 / 2831 / 4432E

BF5X3A105A FRONT WHEEL CASTLE
PORCA CASTELO RODA DIANTEIRA
020192



815 / 915 / 814/815(96...)/ 815E / 816 / 712 / 815S /

BF8T6E209A TURBINE STUD NUT
PORCA PRISIONEIRO TURBINA
021636



815 / 1415CUM / 1317 / 1417 / 1215CUM / 1717 / 1421 / 1521 / 1617 / 2421 / 1722 / 1731 / 2622 /

BH1X33799AA COMPRESSOR FIXATION
PORCA FIX. COMPR. CLASSE 8 M12 X 1.75
021617



1617 / 1722 / 2622 / 2422 / 1622 / 3530 / 2322 /

N6200481S36 NUT
PORCA SEXT. LINHA METRICA CLASSE 8
022336



F14000HD / F12000L / F12000 /

NF386478AA LOCK NUT
PORCA SEXT. 1/4"
007644
386478S



CARGO 12T A 40T / CARGO 12T A 23T / CARGO 12T A 14T

2.48 PORCA

NUT

T11407759 NUT 5/8X18 UNF

PORCA PO 5/8X18 UNF
020265
TG5525869



TE3607473 NUT ZH CLASS 2B

PORCA SEXTAVADA ZH CLASSE 2B
004375



815 / 1415CUM / 1317 / 1417 / 1215CUM /
F14000HD / F12000L / F12000 / F14000 / 1521 /

TJG399181A NUT

PORCA HASTE ROSCA DIR. CX CAMBIO
018031
BF0X70093



1731 / 2622 / 2626 / 2631 / 4031 / 2422 / 4331 /
1630 / 2425 / 4030 / 2630 / 5031 / 2831 / 4432E

TN000223X1 LOCK NUT

PORCA SEXT. 1/4"
022294
386478S



UNIVERSAL TODOS VEICULOS /

U801630S2 SCREW NUT "V" SUSP. 6X4

PORCA PARAF. TIRANTE "V" SUSP.6X4
020319



2622 / 2626 / 2631 / 2422 / 2425 / 2630 / 5031 /
2831 / 2628E 6X4 / 2632E 6X4 / 5032E 6X4 /

2.49 PORTA-OBJETO

OBJECT HOLDER

85HBE23862AB STORAGE COMPARTMENT

PORTA OBJETOS PORTA L.D.
011958
85HBE23862AB
YSC



815 / 1417 / 1717 / 1721 / 1421 / 1521 / 1722 /
1731 / 2622 / 2626 / 2631 / 4031 / 3222 / 815S /

2.50 PRISIONEIRO DE ACO

STEEL STUD

BF8T390859A STUD M10 X 1,5 X 42

PRISIONEIRO ACO TURBINA
021625



814/815(96/...) / 815 / 915 / 815S / 712 / 2628E
6X4 / 2422E 6X2 / 2428E 6X2 / 1722E 4X2 /

WE5H1018STD EXHAUST MANIF. STUD - 10

PRIS. COLETOR ESCAPE - 10MM X 57MM
021631



F12000 MWM 229 / F14000HD MWM 229 /
F12000L MWM 229 /

2.51 PROTETOR

PROTECTOR

1C4513B175AB HEADLIGHT SHIELD R.H.

PROTETOR FAROL L.D.
015926



815 / 1717 / 1722 / 2622 / 2626 / 2631 / 3222 /
2425 / 2630 / 815S / 915 / 815E / 5031 / 2831 /

2.52 REPARO MANGA DE EIXO

KING PIN REPAIR KIT

1C453111A KING PIN KIT =SIFCO= 33,
REP. MANGA CPL. P/1LD.=SIFCO= 33,00X169,3
022097



815 / 915 / 815E / 816 / 712 / 815S / 815
MULTIUSO / 814/815 11/2000=09/2002 /

1C453111A 10 KING PIN KIT =SIFCO= 33,
REP. MANGA CPL. P/1LD.=SIFCO= 33,10X169,3
022061



815 / 915 / 815E / 816 / 712 / 815S / 815
MULTIUSO / 814/815 11/2000=09/2002 /

1C453111A 20 KING PIN KIT =SIFCO= 33,
REP. MANGA CPL. P/1LD.=SIFCO= 33,20X169,3
021595



815 / 915 / 815E / 816 / 712 / 815S / 815
MULTIUSO / 814/815 11/2000=09/2002 /

1C453111A 30 KING PIN KIT =SIFCO= 33,
REP. MANGA CPL. P/1LD.=SIFCO= 33,30X169,3
022038



815 / 915 / 815E / 816 / 712 / 815S / 815
MULTIUSO / 814/815 11/2000=09/2002 /

1C453111A 40 KING PIN KIT =SIFCO= 33,
REP. MANGA CPL. P/1LD.=SIFCO= 33,40X169,3
022040



815 / 915 / 815E / 816 / 712 / 815S / 815
MULTIUSO / 814/815 11/2000=09/2002 /

1C453111ACH 0 KING PIN KIT =SIFCO= 33,
REP. MANGA CPL. P/1LD.=SIFCO= 33,00 =STD=
022046



815 / 915 / 815E / 816 / 712 / 815S / 815
MULTIUSO / 814/815 11/2000=09/2002 /

1C453111ACH 10 KING PIN KIT =SIFCO= 33,
REP. MANGA CPL. P/1LD.=SIFCO= 33,10 =0,10=
022100



815 / 915 / 815E / 816 / 712 / 815S / 815
MULTIUSO / 814/815 11/2000=09/2002 /

1C453111ACH 20 KING PIN KIT =SIFCO= 33,
REP. MANGA CPL. P/1LD.=SIFCO= 33,20 =0,20=
022071



815 / 915 / 815E / 816 / 712 / 815S / 815
MULTIUSO / 814/815 11/2000=09/2002 /

1C453111ACH 30 KING PIN KIT =SIFCO= 33,
REP. MANGA CPL. P/1LD.=SIFCO= 33,30 =0,30=
022076



815 / 915 / 815E / 816 / 712 / 815S / 815
MULTIUSO / 814/815 11/2000=09/2002 /

1C453111ACH 40 KING PIN KIT =SIFCO= 33,
REP. MANGA CPL. P/1LD.=SIFCO= 33,40 =0,40=
022062



815 / 915 / 815E / 816 / 712 / 815S / 815
MULTIUSO / 814/815 11/2000=09/2002 /

2R0498629 0 KING PIN KIT =SIFCO= 33,
REP. MANGA CPL. P/1LD.=SIFCO= 33,00X169,3
024044



1119 FORD CARGO

2R0498629 10 KING PIN KIT =SIFCO= 33,
REP. MANGA CPL. P/1LD.=SIFCO= 33,10X169,3
024045



1119 FORD CARGO

2R0498629G 20 KING PIN KIT =SIFCO= 33,
REP. MANGA CPL. P/1LD.=SIFCO= 33,20X169,3
024046



1119 FORD CARGO

2R0498629G 30 KING PIN KIT =SIFCO= 33,
REP. MANGA CPL. P/1LD.=SIFCO= 33,30X169,3
024047



1119 FORD CARGO

2R0498629G 40 KING PIN KIT =SIFCO= 33,
REP. MANGA CPL. P/1LD.=SIFCO= 33,40X169,3
024048



1119 FORD CARGO

2R0498629GCH 0 KING PIN KIT =SIFCO= 33,
REP. MANGA CPL. P/1LD.=SIFCO= 33,00X169,3
024141



1119 FORD CARGO

2R0498629GCH 10 KING PIN KIT =SIFCO= 33,
REP. MANGA CPL. P/1LD.=SIFCO= 33,10X169,3
024142



1119 FORD CARGO

2R0498629GCH 20 KING PIN KIT =SIFCO= 33,
REP. MANGA CPL. P/1LD.=SIFCO= 33,20X169,3
024143



1119 FORD CARGO

2R0498629GCH 30 KING PIN KIT =SIFCO= 33,
REP. MANGA CPL. P/1LD.=SIFCO= 33,30X169,3
024144



1119 FORD CARGO

2R0498629GCH 40 KING PIN KIT =SIFCO= 33,
REP. MANGA CPL. P/1LD.=SIFCO= 33,40X169,3
024145



1119 FORD CARGO

2VC498629 10 KING PIN KIT =MERITOR=
REP. MANGA CPL. P/1LD.=MERITOR= 31,45MM
017695
BD2T3111 10



815 / 814

2VC498629 20 KING PIN KIT =MERITOR=
REP. MANGA CPL. P/1LD.=MERITOR= 31,55MM
017696



815 / 814

2VC498629 30 KING PIN KIT =MERITOR=
REP. MANGA CPL. P/1LD.=MERITOR= 31,65MM
017697



815 / 814

2VC498629CH 0 KING PIN KIT =MERITOR=
REP. MANGA CPL. P/1LD.=MERITOR= 31,35MM
019866



815 / 814

2.52 REPARO MANGA DE EIXO

KING PIN REPAIR KIT

2VC498629CH 10 KING PIN KIT =MERITOR=

REP. MANGA CPL. P/1LD.=MERITOR= 31,45MM
019867



815 / 814

2VC498629CH 20 KING PIN KIT =MERITOR=

REP. MANGA CPL. P/1LD.=MERITOR= 31,55MM
019868



815 / 814

2VC498629CH 30 KING PIN KIT =MERITOR=

REP. MANGA CPL. P/1LD.=MERITOR= 31,65MM
019869



815 / 814

6007099062001 20 KING PIN KIT 28,85X181,5 =


REP. MANGA CPL. P/1LD.=BRAS= 28,85X181,5
021355



F4000 4BT CUMMINS TURBO 4BT / F4000 MWM
229 / F4000 MWM 4.3L TURBO / F4000 MWM NA /

6007099068008 KING PIN KIT =MERITOR=

REP. MANGA CPL. P/1LD.=MERITOR= 31,35MM
021320



F13000 / F11000 / F600/F13000 APOS 1972 ATE
1992

6007099068008 10 KING PIN KIT =MERITOR=

REP. MANGA CPL. P/1LD.=MERITOR= 31,45MM
021343
BD2T3111 10



F13000 / F11000 / F600/F13000 APOS 1972 ATE
1992

6007099068008 20 KING PIN KIT =MERITOR=

REP. MANGA CPL. P/1LD.=MERITOR= 31,55MM
024240



F13000 / F11000 / F600/F13000 APOS 1972 ATE
1992

6007099068008 30 KING PIN KIT =MERITOR=


REP. MANGA CPL. P/1LD.=MERITOR= 31,65MM
024241



F13000 / F11000 / F600/F13000 APOS 1972 ATE
1992

BD2T3111A KING PIN KINT MERITOR 31,


REP. MANGA CPL. P/1LDS.=MERITOR= 31,
020071



F600/F13000 APOS 1972 ATE 1992 /

BD2T3111A 10 KING PIN KIT =MERITOR=


REP. MANGA CPL. P/1LD.=MERITOR= 31,45MM
022614
BD2T3111 10



F600/F13000 APOS 1972 ATE 1992 /

BD2T3111A 20 KING PIN KIT =MERITOR=

REP. MANGA CPL. P/1LD.=MERITOR= 31,55MM
021342



F600/F13000 APOS 1972 ATE 1992 /

BD2T3111A 30 KING PIN KIT =MERITOR=

REP. MANGA CPL. P/1LD.=MERITOR= 31,65MM
021354



F600/F13000 APOS 1972 ATE 1992 /

BD2T3111ACH KING PIN REPAIR KIT

REP. MANGA CPL. P/1LD.=MERITOR= 31,35MM
024665



BD2T3111ACH 10 KING PIN REP. KIT

REP. MANGA CPL. P/1LD.=MERITOR= 31,45MM
024667



BD2T3111ACH 20 KING PIN KIT RH MERITOR

REP. MANGA CPL. P/1LD.=MERITOR= 31,55MM
024663



BD2T3111ACH 30 KING PIN KIT MERITOR 31,

REP. MANGA CPL. P/1LD.=MERITOR= 31,65MM
024666



BE9H3111A 0 AXLE REPAIR KIT

REP. MANGA CPL. P/1LD.=MERITOR= 40,80MM
022001
BF5X3111B 0



1215CUM / 1217 CUMMINS / 1215 FNH /
F14000HD / 1316 / 1316 CHILE / 1317 /

BE9H3111A 10 AXLE REPAIR KIT

REP. MANGA CPL. P/1LD.=MERITOR= 40,90MM
022035
BF5X3111B 10



1316 / 1215CUM / F14000HD / 1215 FNH / 1217
CUMMINS / 1316 CHILE / 1317 /

BE9H3111A 20 AXLE REPAIR KIT

REP. MANGA CPL. P/1LD.=MERITOR= 41,00MM
021970
BF5X3111B 20



1215CUM / F14000HD / 1215 FNH / 1217
CUMMINS / 1317 / 1316 CHILE / 1316 /

BE9H3111A 30 AXLE REPAIR KIT

REP. MANGA CPL. P/1LD.=MERITOR= 41,10MM
022168
BF5X3111B 30



1215CUM / F14000HD / 1215 FNH / 1217
CUMMINS / 1316 CHILE / 1317 / 1316 /

BE9H3111ACH 0 KING PIN KIT =MERITOR=

REP. MANGA CPL. P/1LD.=MERITOR= 40,
023757



1317 / 1215CUM / F14000HD / 1217 CUMMINS /
1316 CHILE / 1215 FNH / 1316 /

BE9H3111ACH 10 KING PIN KIT =MERITOR=

REP. MANGA CPL. P/1LD.=MERITOR= 40,
023748



1317 / 1215CUM / F14000HD / 1217 CUMMINS /
1316 CHILE / 1215 FNH / 1316 /

BE9H3111ACH 20 KING PIN KIT =MERITOR=

REP. MANGA CPL. P/1LD.=MERITOR= 41,00MM
023692
BF5X3111BCH
20



1317 / 1215CUM / F14000HD / 1217 CUMMINS /
1316 CHILE / 1215 FNH / 1316 /

BE9H3111ACH 30 KING PIN KIT =MERITOR=

REP. MANGA CPL. P/1LD.=MERITOR= 41,
023740



1317 / 1215CUM / F14000HD / 1217 CUMMINS /
1316 CHILE / 1215 FNH / 1316 /

2.52 REPARO MANGA DE EIXO

KING PIN REPAIR KIT

| | | | |
|---|---|---|---|
| <p>BE9H3111B KING PIN KIT 45,55X256,5 =</p> <p>REP. MANGA CPL. P/1LD.=BRAS= 45,55X256,5 021327</p>  <p>1630 / 1622 / 1621 BR / 1621 / 1617 CARGO 23/ 01/91 A 05/11/2000 /</p> | <p>BE9H3111B 10 KING PIN KIT 45,65X256,5 =</p> <p>REP. MANGA CPL. P/1LD.=BRAS= 45,65X256,5 021316</p>  <p>1630 / 1622 / 1621 BR / 1621 / 1617 CARGO 23/ 01/91 A 05/11/2000 /</p> | <p>BE9H3111B 20 KING PIN KIT 45,75X256,5 =</p> <p>REP. MANGA CPL. P/1LD.=BRAS= 45,75X256,5 021308</p>  <p>1630 / 1622 / 1621 BR / 1621 / 1617 CARGO 23/ 01/91 A 05/11/2000 /</p> | <p>BE9H3111B 30 KING PIN KIT 45,85X256,5 =</p> <p>REP. MANGA CPL. P/1LD.=BRAS= 45,85X256,5 021330</p>  <p>1630 / 1622 / 1621 BR / 1621 / 1617 CARGO 23/ 01/91 A 05/11/2000 /</p> |
| <p>BE9H3111BCH KING PIN KIT 45,55X256,5 =</p> <p>REP. MANGA CPL. P/1LD.=BRAS= 45,55X256,5 022473</p>  <p>1630 / 1622 / 1621 BR / 1621 / 1617 CARGO 23/ 01/91 A 05/11/2000 /</p> | <p>BE9H3111BCH 10 KING PIN KIT 45,65X256,5 =</p> <p>REP. MANGA CPL. P/1LD.=BRAS= 45,65X256,5 022472</p>  <p>1630 / 1622 / 1621 BR / 1621 / 1617 CARGO 23/ 01/91 A 05/11/2000 /</p> | <p>BE9H3111BCH 20 KING PIN KIT 45,75X256,5 =</p> <p>REP. MANGA CPL. P/1LD.=BRAS= 45,75X256,5 022475</p>  <p>1630 / 1622 / 1621 BR / 1621 / 1617 CARGO 23/ 01/91 A 05/11/2000 /</p> | <p>BE9H3111BCH 30 KING PIN KIT 45,85X256,5 =</p> <p>REP. MANGA CPL. P/1LD.=BRAS= 45,85X256,5 022474</p>  <p>/ 1621 / 1630 / 1622 / 1621 BR / 1617 CARGO 23/ 01/91 A 05/11/2000</p> |
| <p>BF5T3111E KING PIN KIT 28,65X181,5 =</p> <p>REP. MANGA CPL. P/1LD.=BRAS= 28,65X181,5 021312</p>  <p>F4000 4BT CUMMINS TURBO 4BT / F4000 MWM 229 / F4000 MWM 4.3L TURBO / F4000 MWM NA /</p> | <p>BF5T3111E 10 KING PIN KIT 28,75X181,5 =</p> <p>REP. MANGA CPL. P/1LD.=BRAS= 28,75X181,5 021362</p>  <p>F4000 4BT CUMMINS TURBO 4BT / F4000 MWM 229 / F4000 MWM 4.3L TURBO / F4000 MWM NA /</p> | <p>BF5T3111E 30 KING PIN KIT 28,95X181,5 =</p> <p>REP. MANGA CPL. P/1LD.=BRAS= 28,95X181,5 021368</p>  <p>F4000 4BT CUMMINS TURBO 4BT / F4000 MWM 229 / F4000 MWM 4.3L TURBO / F4000 MWM NA /</p> | <p>BF5T3111ECH KING PIN KIT 28,65X181,5 =</p> <p>REP. MANGA CPL. P/1LD.=BRAS= 28,65X181,5 021373</p>  <p>F4000 4BT CUMMINS TURBO 4BT / F4000 MWM 229 / F4000 MWM 4.3L TURBO / F4000 MWM NA /</p> |
| <p>BF5T3111ECH 10 KING PIN KIT 28,75X181,5 =</p> <p>REP. MANGA CPL. P/1LD.=BRAS= 28,75X181,5 021383</p>  <p>F4000 4BT CUMMINS TURBO 4BT / F4000 MWM 229 / F4000 MWM 4.3L TURBO / F4000 MWM NA /</p> | <p>BF5T3111ECH 20 KING PIN KIT 28,85X181,5 =</p> <p>REP. MANGA CPL. P/1LD.=BRAS= 28,85X181,5 021446</p>  <p>F4000 4BT CUMMINS TURBO 4BT / F4000 MWM 229 / F4000 MWM 4.3L TURBO / F4000 MWM NA /</p> | <p>BF5T3111ECH 30 KING PIN KIT 28,95X181,5 =</p> <p>REP. MANGA CPL. P/1LD.=BRAS= 28,95X181,5 021380</p>  <p>F4000 4BT CUMMINS TURBO 4BT / F4000 MWM 229 / F4000 MWM 4.3L TURBO / F4000 MWM NA /</p> | <p>BF5X3111 KING PIN KIT SIFCO 2 SIDES</p> <p>REP. MANGA CPL. P/1LD.=SIFCO=45,55X264,5 021415 BF5X3111L BF5X3111G</p>  <p>1415CUM / 1317 / 1215CUM / 1717 / 1721 / 1421 / 1521 / 1617 / 2421 / 1722 / 1731 / 2622 / 2626 /</p> |
| <p>BF5X3111 10 KING PIN KIT COMPLETE</p> <p>REP. MANGA CPL. P/1LD.=SIFCO=45,65X264,5 021433 BF5X3111G 10</p>  <p>1415CUM / 1317 / 1215CUM / 1717 / 1721 / 1421 / 1521 / 1617 / 2421 / 1722 / 1731 / 2622 / 2626 /</p> | <p>BF5X3111 20 KING PIN KIT COMPLETE</p> <p>REP. MANGA CPL. P/1LD.=SIFCO=45,75X264,5 021435 BF5X3111G 20</p>  <p>1415CUM / 1317 / 1215CUM / 1717 / 1721 / 1421 / 1521 / 1617 / 2421 / 1722 / 1731 / 2622 / 2626 /</p> | <p>BF5X3111 30 KING PIN KIT COMPLETE</p> <p>REP. MANGA CPL. P/1LD.=SIFCO=45,85X264,5 021428 BF5X3111G 30</p>  <p>1415CUM / 1317 / 1215CUM / 1717 / 1721 / 1421 / 1521 / 1617 / 2421 / 1722 / 1731 / 2622 / 2626 /</p> | <p>BF5X3111GCH 0 KING PIN KIT SIFCO 2 SIDES</p> <p>REP. MANGA CPL. P/1LD.=SIFCO=45,55X264,5 022213 BF5X3111CH 0 BF5X3111LCH 0</p>  <p>1317 / 1215CUM / 1717 / 1617 / 2421 / 1722 / 1731 / 2622 / 2626 / 2631 / 4031 / 2422 / 4331 /</p> |
| <p>BF5X3111GCH 10 KING PIN KIT COMPLETE</p> <p>REP. MANGA CPL. P/1LD.=SIFCO=45,65X264,5 022208 BF5X3111CH 10 BF5X3111LCH 10</p>  <p>1317 / 1215CUM / 1717 / 1617 / 2421 / 1722 / 1731 / 2622 / 2626 / 2631 / 4031 / 2422 / 4331 /</p> | <p>BF5X3111GCH 20 KING PIN KIT COMPLETE</p> <p>REP. MANGA CPL. P/1LD.=SIFCO=45,75X264,5 022211 BF5X3111CH 20 BF5X3111LCH 20</p>  <p>1317 / 1215CUM / 1717 / 1617 / 2421 / 1722 / 1731 / 2622 / 2626 / 2631 / 4031 / 2422 / 4331 /</p> | <p>BF5X3111GCH 30 KING PIN KIT COMPLETE</p> <p>REP. MANGA CPL. P/1LD.=SIFCO=45,85X264,5 021954 BF5X3111LCH 30 BF5X3111CH 30</p>  <p>1317 / 1215CUM / 1717 / 1617 / 2421 / 1722 / 1731 / 2622 / 2626 / 2631 / 4031 / 2422 / 4331 /</p> | <p>T06498629 KING PIN KIT 28,65X181,5 =</p> <p>REP. MANGA CPL. P/1LD.=BRAS= 28,65X181,5 007857</p>  <p>814/815 05/1996=11/2000</p> |

2.52 REPARO MANGA DE EIXO KING PIN REPAIR KIT

T06498629 10 KING PIN KIT 28,75X181,5 =
REP. MANGA CPL. P/1LD.=BRAS= 28,75X181,5
017698



814/815 05/1996=11/2000

T06498629 20 KING PIN KIT 28,85X181,5 =
REP. MANGA CPL. P/1LD.=BRAS= 28,85X181,5
017699



814/815 05/1996=11/2000

T06498629 30 KING PIN KIT 28,95X181,5 =
REP. MANGA CPL. P/1LD.=BRAS= 28,95X181,5
017700



814/815 05/1996=11/2000

T16498629BCH 0 KING PIN KIT 45,55X256,5 =
REP. MANGA CPL. P/1LD.=BRAS= 45,55X256,5
023344



1415CUM / 1617 / 1722 / 2622 / 2422 / 1622 /
1422 / 3224 / 4432E 4X2 / 2628E 6X4 / 3530 /

T16498629BCH 10 KING PIN KIT 45,65X256,5 =
REP. MANGA CPL. P/1LD.=BRAS= 45,65X256,5
023345



1415CUM / 1617 / 1722 / 2622 / 2422 / 1622 /
1422 / 3224 / 4432E 4X2 / 2628E 6X4 / 3530 /

T16498629BCH 20 KING PIN KIT 45,75X256,5 =
REP. MANGA CPL. P/1LD.=BRAS= 45,75X256,5
023346



1415CUM / 1617 / 1722 / 2622 / 2422 / 1622 /
1422 / 3224 / 4432E 4X2 / 2628E 6X4 / 3530 /

T16498629BCH 30 KING PIN KIT 45,85X256,5 =
REP. MANGA CPL. P/1LD.=BRAS= 45,85X256,5
023347



1415CUM / 1617 / 1722 / 2622 / 2422 / 1622 /
1422 / 3224 / 4432E 4X2 / 2628E 6X4 / 3530 /

2.53 RESERVATORIO CONTAINERS

0081172032 POWER STEERING OIL
RESERV. OLEO DIR. HIDRAULICA 113
025457



815 / 1317 / 1417 / F14000HD / F12000L / 1717 /
1721 / 1421 / 1521 / 1722 / 1731 / 2631 / 915 /

XC453531AA HIDRAULIC OIL CONTAINER
RESERV. OLEO HIDRAULICO
021645



815 / 1317 / 1417 / F14000HD / F12000L / 1717 /
1721 / 1421 / 1521 / 1722 / 1731 / 2631 / 915 /

2.54 RETENTOR RETAINER

2R031189 RETAINER
RETENTOR MORINGA CAMBIO ZF
018432



F4000 4X4 CUMMINS ELET.2.8L 152CV TC DSL /
F350 C/SIMPLES / F350 C/DUPLA / F4000 4X2

85HU4813A REAR FLANGE RETAINER
RETENTOR FLANGE TRAS. CX. 350V CARGO
020442



CARGO 1114 / CARGO 1117 / CARGO 1314 /
CARGO 1317 / CARGO 1313 / CARGO 1113 /

BF5X4676A AXLE EXIT RETAINER - 1
RET. EIXO SAIDA - 1§ DIFERENCIAL
022517
BG5X4676BA
BF0X4676BA



2622 / 2626 / 2631 / 2422 / 2425 / 2630 / 5031 /
2831 / 2628E 6X4 / 2622E 6X4 / 2632E 6X4 /

BF9T6701AA RETAINER
RETENTOR TRASEIRO VIRABREQUIM
022368
940788560014
03618982
WD5T2266023S
TD
WD8T1015STD



F250 C/DUPLA / F250 C/SIMPLES /

BFOX6701AA ENGINE FLYWHEEL
RETENTOR VOLANTE MOTOR CUMMINS
021657
4955566
4089342
BFOX6701AA
BF9X6701AA
BG6X6701AA
TRA103209



815 / 1415CUM / 1317 / 1417 / 1717 / 1721 / 1421 /
1521 / 1617 / 2421 / 1722 / 1731 / 2622 / 2626 /

BG3X4813AA RETAINER
RETENTOR TRAS. CX. CAMBIO RT CARGO
020561



4331 / 5031 / 2831 / 4432E 4X2 / 5032E 6X4 /
4532E/1832E / 2932E 6X4 / 6332E 6X4 / 2629

BG5X1010A RETAINER
RETENTOR TAMPA DISTRIBUICAO
020915
BG5X1010AA



815E / 816 / 1722E 4X2 / 2628E 6X4 / 2622E 6X4 /
2422E 6X2 / 2428E 6X2 / 1317E 4X2 / 1517E

BG5X4676AA ENTRANCE DIFFERENTIAL
RETENTOR EIXO ENTRADA DIFERENCIAL
020665
BF5X4676AA
BF0X4676AA
BFOX4676AA



2622 / 2626 / 2631 / 2422 / 2425 / 2630 / 5031 /
2831 / 2628E 6X4 / 2622E 6X4 / 2632E 6X4 /

2.54 RETENTOR RETAINER

E1HT1175AA REAR WHEEL RETAINER

RETENTOR CUBO RODA TRASEIRA
022520



1415CUM / 1317 / 1417 / 1215CUM / F14000HD / 1717 / 1721 / 1421 / 1521 / 1617 / 2421 / 1722 /

E5HT3125BA RETAINER KING PIN

RETENTOR ROLAMENTO MANGA EIXO
021965



4432E 4X2 / 1317E / 1517E / 1717E 4X2 / 2628E 6X4 / 2422E 6X2 / 2428E 6X2 / 1722E 4X2 /

E6HZ7288A SELECTOR AXLE

RETENTOR EIXO SELETOR
020464
85HU7288A



815 / 1415CUM / 1317 / 1417 / 1215CUM / 1717 / 1721 / 1421 / 1617 / 2421 / 1722 / 2422 / 3222 /

T16407641A FRONT WHEEL RETAINER

RETENTOR RODA DIANTEIRA
021952
E5HT1190DA



1417 / 1717 / 1421 / 1521 / 1722 / 1731 / 2631 / 5031 / 4432E 4X2 / 1722E 4X2 / 2628E 6X4 /

TE3311189A O RETAINER

RETENTOR MORINGA CAMBIO
007655



1419 / 1422 / 1617 / 1622 / 1722 / 2322 / 3224 / B1618 ONIBUS / B1621 ONIBUS / F12000 /

WF0F6700A FRONT VIRABR. RETAINER

RETENTOR DIANT. VIRABR. MWMX10
021633
904960640784



B1618 ONIBUS / B1621 ONIBUS / F12000 / F12000L / F14000HD / F4000 / F4000 MWM 4.3L

2.55 ROLAMENTO ROLLER BEARING

2RD398043 BEARING GEAR SHAFT

ROLAMENTO EIXO INTERM. CAMBIO
017736
T2D312049



815 / 1415CUM / 1317 / 1417 / 1215CUM / F14000HD / F12000L / F12000 / F14000 / F4000

2Z0105313 STEERING WHEEL ENGINE

ROLAMENTO VOLANTE MOTOR
007264



1415CUM / 1317 / 1417 / 1215CUM / F14000HD / F12000L / 1721 / 1421 / 1521 / 1617 / 2421 / 1722

BF0X3123AA KING PIN BEARING

ROLAMENTO MANGA EIXO
024595



BF5X3123A BEARING KING PIN VW

ROLAMENTO MANGA EIXO VW
022013



814/815(96/...)/

D1HA3123A2A BEARING

ROLAMENTO MANGA EIXO
021306



1317 / 1417 / 1717 / 1721 / 1421 / 1521 / 2421 / 1722 / 1731 / 2622 / 2626 / 2631 / 4031 / 2422 /

XC3Z3123AA BEARING

ROLAMENTO MANGA EIXO
022179
T75407393



815 / F12000L / 915 / 814/815(96/...) / 815E / 816 / 712 / 815S / F12000 / 815 MULTIUSO / 915

2.56 SEDE BALL SEATS

2RG109429A INTAKE MAN. BALL SEAT

SEDE VALV. ADM. MWM + 0,10
004005



F4000 MWM 229

2.57 SELO

SEALINGS

2RD103113C SEALING CYLINDER HEAD

SELO CABECOTE MOTOR MWM
005655
WE9T8052A



F14000HD / F12000L / B1618 ONIBUS / B1621 ONIBUS / F12000 / F4000 / F4000 MWM 4.3L

BG2T6052AA SEALING CYLINDER HEAD

SELO CABECOTE MOTOR MWM
020002
WE9T8052A



F14000HD / F12000L / B1618 ONIBUS / B1621 ONIBUS / F12000 / F4000 MWM 4.3L TURBO

2.58 SERVO EMBREAGEM

CLUTCH SERVO

9700511200 CLUTCH SERVO LONG

SERVO EMBR. CANECA LONGA =BASE
019385



2429 6X2 / 1722 4X2 / 2428 6X2 / 2422 6X2 / 2629 6X4 / 2628 6X4 / 2622 6X4 / 2623 6X4

9700511280 A CLUTCH SERVO 110M

SERVO EMBR. 110MM TIPO WABCO
013189



2622 / 2626 / 2631 / 4031 / 2422 / 4331 / 2425 / 4030 / 2630 / 5031 / 2831 / 4432E 4X2 / 1722E

9700511630 CLUTCH SERVO (NO

SERVO EMBR. S/ IND. DESGASTE
014801



2622 / 2626 / 2631 / 4031 / 2422 / 3222 / 4331 / 2425 / 4030 / 2630 / 3224 / 5031 / 2831 / 4432E

BC457K626AB CLUTCH SERVO LONG

SERVO EMBR. CANECA LONGA =BASE
022857



2429 6X2 / 1722 4X2 / 2428 6X2 / 2422 6X2 / 2629 6X4 / 2628 6X4 / 2622 6X4 / 2623 6X4 /

XC457K626AA A CLUTCH SERVO 110M

SERVO EMBR. 110MM TIPO WABCO
013192



2626 / 2631 / 4031 / 4331 / 2425 / 4030 / 2630 / 5031 / 2831 / 4432E 4X2 / 1722E 4X2 / 2628E

2.59 SUPORTE

BRACKET

2RP253863 ENGINE BRAKE BRACKET

SUPORTE FREIO MOTOR
017718



815 / 1415CUM / 1317 / 1417 / 1215CUM / F14000HD / F12000L / 1717 / 1617 / 915 / 814 /

2.60 TAMPA

COVER

2C459K163AA COVER FUEL TANK W/ KEY

TAMPA COMBUSTIVEL COM CHAVE
023250



3968355 CAP

TAMPA INSPECAO MOTOR CUMMINS
021686



815 / 1415CUM / 1317 / 1417 / 1215CUM / 1717 / 1421 / 1521 / 1617 / 2421 / 1722 / 1731 / 2622 /

961007860014 COVER INSPECTION

TAMPA INSPECAO
021690



B1618 ONIBUS / B1621 ONIBUS / F14000HD MWM X10 / F12000L MWM X10 / F4000 MWM 4.3L

T2D145407 RESERVOIR COVER

TAMPA RESERV. HIDR.
016262



815 / 1415CUM / 1317 / 1417 / 1215CUM / F14000HD / F12000L / 1717 / 1617 / 1722 / 1731 /

2.60 TAMPA COVER

XC459W030AA FUEL TANK COVER WITH

TAMPA TANQUE C/CHAVE

021877
XC359W030BA



1415CUM / 1215CUM / F14000HD / F12000L /
1421 / 1617 / 1722 / 1731 / 2622 / 2626 / 2631 /

2.61 TERMINAL TERMINALS

87HU7K046AAXD BALL SOCKET GEARSHIFT

TERMINAL 45MM ROSCA INT. M12 X 1,75 DIR.
022867



1415CUM / 1317 / 1417 / 1215CUM / 1717 / 1617 /
1722 / 2422 / 1622 / 1422 / 3224 / 1217 CUMMINS

87HU7K046AAXE BALL SOCKET GEARSHIFT

TERMINAL 45MM ROSCA INT. M12 X 1,75 ESQ.
022866



1415CUM / 1317 / 1417 / 1215CUM / 1717 / 1617 /
1722 / 2422 / 1622 / 1422 / 3224 / 1217 CUMMINS

BF8T3A130B TIE ROD END RH

TERMINAL DIRECAO L.D.
012150



F12000 / F14000 / F16000 /

2.62 TIRANTE PISTON RODS

XC457K046AA GEAR BOX ROD

TIRANTE TERMINAIS CAMBIO =COMPLETO=

022052
87HU7K046AA



2322 / 3224 / 1422 / 1622 / 1722 / 1617 /
1215CUM / 1217 CUMMINS / 1415CUM / 1417 /

2.63 TRAVA LOCKS

01925818 REAR HUB NUT LOCK

TRAVA ARANHA PORCA CUBO TRAS.

005374
88HU1224AA
BG4X1124AA



F7000 / F11000 / F600

88HU1124BA REAR WHEEL HUB

TRAVA ARANHA CUBO RODA TRAS. CARGO

020374



1417 / F14000HD / 1717 / 1421 / 1722 / 1731 /
2631 / 5031 / 4432E 4X2 / 1722E 4X2 / 2628E

BD2T1124A REAR WHEEL HUB LOCK

TRAVA ARANHA PORCA CUBO TRAS.

020361
88HU1224AA
BG4X1124AA



1113 / 1114 / 1117 /

BG1X1124AA REAR WHEEL HUB LOCK

TRAVA ARANHA CUBO RODA TRASEIRA

022730
BE0Y1224A



915 / 815S / 814 /

TJG501473 REAR WHEEL HUB LOCK

TRAVA ARANHA CUBO RODA TRASEIRA

005379



1415CUM / 1317 / 1417 / 1215CUM / 1717 / 1721 /
1421 / 1521 / 1617 / 2421 / 1722 / 1731 / 2622 /

XC455L382AB CABINE LOCK

TRANCA CABINA

022217
86HU5L382AA
83DB5L382AA
83DB5L382AB
XC455L382AA



815 / 1317 / 1717 / 1721 / 1421 / 1722 / 1731 /
2631 / 915 / 814/815(96/...) / 815E / 5031 / 816 /

2.64 TUBO

TUBE

85HU4394A TUBE 40X45,3X45,70

TUBO 40 X 45,3 X 45,70
023761



1317E 4X2 / 1517E 4X2 / 1717E 4X2 / 2422E 6X2 / 2428E 6X2 / 1722E 4X2 / 1421 / 1417 / 1716

922909011304 MW THREADED TUBE MWM

TUBO ROSCADO - MWM
003249



F4000 4BT CUMMINS TURBO 4BT

TAE121855 WATER ENTRANCE

JUNCAO ENTRADA D'AGUA
005722



B1618 ONIBUS / B1621 ONIBUS

TJG199379B TUBE ENGINE MOUNT

TUBO ESPACADOR COXIM MOTOR DIANT.
017524



4432E 4X2 / 2628E 6X4 / 2422E 6X2 / 2428E 6X2 / 1722E 4X2 / 2632E 6X4 / 2932E 6X4 / 5032E

2.65 TUBO INJETOR

INJECTOR TUBE

03873091 PIPE 4TH CYLINDER

4§ TUBO INJETOR CILINDRO
003918



F4000MWM / F12000 MWM 229 / F14000HD MWM 229 / F12000L MWM 229 / F4000 MWM 229

03873092 PIPE 5TH CYLINDER

5§ TUBO INJETOR CILINDRO
003917



F12000 MWM 229 / F14000HD MWM 229 / F12000L MWM 229 / F4000 MWM 229

TAE130303 PIPE 3RD CYLINDER

3§ TUBO INJETOR CILINDRO
003906



B1618 ONIBUS / B1621 ONIBUS

TJG130301 CYLINDER 1ST INJ. PIPE

1§ TUBO INJETOR CILINDRO
003936



1617 / 2322 / 3224 / 1422 / 1622 / 1722 / 2422 / 2622

TJG130302 2ND CYLINDER INJECTOR

2§ TUBO INJETOR CILINDRO
003937



1617 / 2322 / 3224 / 1422 / 1622 / 1722 / 2422 / 2622

TRA130301 CYLINDER 1ST INJ. PIPE

1§ TUBO INJETOR CILINDRO
003930



1415CUM / 1215CUM / 1617 / 1217 CUMMINS / 1417 CUMMINS

TRG130302 2ND CYLINDER INJECTOR

2§ TUBO INJETOR CILINDRO
003943



3530 / 2425 / 2626 / 1630 / 1731 / 4030 / 4031 / 2630 / 2631 / 1730 ARG. / 4331

2.66 VALVULA

VALVE

BG2X9N392AA SOLENOID VALVE =12V=

VALVULA SOLENOIDE PARADA MOTOR=12V=
021811



1731 / 2626 / 2631 / 4031 / 4331 / 1630 / 2425 / 4030 / 2630 / 5031 / 2831 / 1716 ARG. / 1730

2.67 VALVULA DIVERSAS

DIVERSE VALVE

E8HZ9A153A FUEL TANK BREATHING

VALVULA RESPIRO TANQUE COMB.
021864
87HU9A153AA
E5HT9A153AA
E8HT9A153AA



815 / 1415CUM / 1317 / 1417 / 1215CUM / F14000HD / F12000L / 1717 / 1617 / 1722 / 1731 /

TRG201035 FUEL TANK BREATHING

VALVULA RESPIRO TANQUE COMB.
005171
87HU9A153AA
E5HT9A153AA
E8HT9A153AA



TODOS OS MODELOS FORD

2.68 VALVULA SOLENOIDE SOLENOID VALVE

3354943 SOLENOID VALVE =12V=
VALVULA SOLENOIDE PARADA MOTOR=12V=
021766



1415CUM / 1215CUM / 1617 / 1722 / 1731 / 2622 /
2626 / 2631 / 4031 / 2422 / 3222 / 1630 / 1622 /

3921978 SOLENOID VALVE =12V=
VALVULA SOLENOIDE PARADA MOTOR=12V=
021743



1617 / 1722 / 1731 / 2622 / 2626 / 2422 / 1630 /
1622 / 2425 / 1422 / 3224 / 3530 / 2322 /

2.69 VARETA ROD

2C456750AA DIPSTICK 8.3 CARGO
VARETA NIVEL OLEO MOTOR 8.3 CARGO
012230
2C456750AB



1722 / 2622 / 2626 / 2631 / 2422 / 1622 / 2425 /
5031 / 2831 / 2632E 6X4 /

E5HT6750CE DIPSTICK
VARETA NIVEL OLEO MOTOR FASE 1
012227



1419 / 1113 / 1114 / 1415FNH /

XC3Z6750AA DIPSTICK PITBULL 5.9
VARETA NIVEL OLEO MOTOR PITBULL 5.9
012229



F12000 / F14000 / F16000 /

YC456750DA DIPSTICK 5.9 CARGO
VARETA NIVEL OLEO MOTOR 5.9 CARGO
012232
98HU6750BA



1415CUM / 1215CUM / 1421 / 1617 / 1621 BR /
1721 BR / 1217 CUMMINS / 1417 CUMMINS /


2.70 VEDADOR SEALINGS

03873015 ENGINE OIL PUMP SEALING
ANEL VEDACAO BOMBA OLEO MOTOR MWM
005501



F14000HD / F12000L / F12000 / F12000 MWM 229
/ F14000HD MWM 229 / F12000L MWM 229 /

T12130803 INJECT. PUMP SEALING
ANEL VED. B'BA INJ. EM LINHA MWM
005500



F14000HD / F12000L / F4000 MWM 4.3L TURBO /
B1618 ONIBUS / B1621 ONIBUS

TAE115107 SEALING RING OIL PUMP
ANEL VEDACAO BOMBA OLEO MWM X 10
005484



F14000HD / F12000L / F4000 MWM 4.3L TURBO /
F12000L MWM X10 / F14000HD MWM X10 /

TAE129321 PRESSURE REG. SEALING
ANEL VEDACAO REGULADOR PRESSAO
005513



F12000L MWM X10 / F14000HD MWM X10

TRA127967 SEALING RING FUEL FILTER
ANEL VEDACAO FILTRO COMBUSTIVEL
005492



1415CUM / 1215CUM / 1617 / 1722 / 1731 / 2622 /
2626 / 2631 / 4031 / 2422 / 1630 / 1622 / 2425 /

Vendas / Sales: vendas@cipec.com.br
Geral / General: cipec@cipec.com.br
Televendas / Phone: +55 19 3834-9822
Fax / Fax: 0800.707.9822
www.cipec.com.br




| | | | | | | | |
|----------------|----|-----------------|----|--------------|----|---------------|----|
| 01925818 | 48 | 2P0711579B | 8 | 2R0903119A | 34 | 2RG607041 | 28 |
| 03618993 | 25 | 2P0721405 | 16 | 2R0903119B | 34 | 2RG863521 | 37 |
| 03873015 | 51 | 2R0103548F | 14 | 2R0903119C | 34 | 2RG863522 | 37 |
| 03873091 | 49 | 2R0103548G | 14 | 2R0903119D | 34 | 2RG957805G | 13 |
| 03873092 | 49 | 2R0103548H | 14 | 2R2721257B | 45 | 2RH129723B | 5 |
| 03873109 | 5 | 2R0103548I | 14 | 2R2803877F | 30 | 2RH501317 | 42 |
| 04099908 | 10 | 2R0105276 | 44 | 2R2823301 | 19 | 2RJ311261 | 20 |
| 062103051 | 43 | 2R0109293 | 42 | 2R2823302 | 19 | 2RK103591 | 30 |
| 0081172032 | 42 | 2R0121004F | 9 | 2R2837205 | 26 | 2RK107119 | 15 |
| 0289195011 | 45 | 2R0121437 | 29 | 2R2837206 | 26 | 2RK107121 | 15 |
| 0501008846 | 45 | 2R0145157 | 10 | 2R2899177 | 9 | 2RK107123 | 15 |
| 20310 | 46 | 2R0145299 | 21 | 2R2899515 | 7 | 2RK107124 | 15 |
| 20312 | 46 | 2R0145487B | 7 | 2R2945511 | 45 | 2RK107125 | 15 |
| 104061 | 29 | 2R0201156 | 6 | 2R4405421 | 12 | 2RK107126 | 15 |
| 357607 | 44 | 2R0201589 | 18 | 2R4405421 10 | 12 | 2RK109215 | 42 |
| 2830444 | 25 | 2R0253137A | 25 | 2R4405421 20 | 12 | 2RK121005 | 9 |
| 3312252 | 13 | 2R0301338 | 28 | 2R4405421 30 | 12 | 2RK129725 | 30 |
| 133857119 | 37 | 2R0311113 | 42 | 2R4407361 | 33 | 2RK145467 | 28 |
| 281857133 | 46 | 2R0311189 | 42 | 2R4498629 | 39 | 2RK311243A | 46 |
| 282711119 | 27 | 2R0311593 | 32 | 2R4498629CH | 39 | 2RL109623 | 28 |
| 600711569 | 20 | 2R0321143A | 32 | 2RB121005 | 9 | 2RL721555B | 13 |
| 690949103 | 26 | 2R0398031 X | 26 | 2RD103113C | 45 | 2RL807103033 | 30 |
| 2318372091 | 8 | 2R0407071 | 15 | 2RD109601 | 50 | 2RM141861 | 23 |
| 2318372111 | 8 | 2R0407071A | 15 | 2RD109611 | 50 | 2RM141863 | 19 |
| 2376119871 | 5 | 2R0407071B | 15 | 2RD115657 | 5 | 2RP141147 | 24 |
| 4214110960 | 17 | 2R0407171B O | 12 | 2RD117273 | 5 | 2RP253861 | 16 |
| 4214289150 | 22 | 2R0407171B010 | 12 | 2RD129311 | 28 | 2RP253863 | 46 |
| 4214299190 | 22 | 2R0407171B020 | 12 | 2RD129717 | 25 | 2RP253891 | 29 |
| 4214299340 | 22 | 2R0407171B030 | 12 | 2RD129723 | 5 | 2RP301461 | 12 |
| 4214450020 | 17 | 2R0407171C040 | 12 | 2RD130113 | 25 | 2RP798121 | 42 |
| 8961300504 | 9 | 2R0407172 | 12 | 2RD130304 | 49 | 2RP957805 | 13 |
| 9617232014 | 20 | 2R0407361010 | 32 | 2RD198005C | 25 | 2RR312141 | 24 |
| 9700511000 | 45 | 2R0407361020 | 32 | 2RD198181 | 9 | 2RR312141 C | 24 |
| 9700511280 A | 45 | 2R0407361A | 32 | 2RD253143B | 5 | 2RR399181 | 35 |
| 9700511630 | 45 | 2R0407361A010 | 32 | 2RD253683 | 35 | 2RR525413 | 42 |
| 9709030104 | 17 | 2R0407361A020 | 33 | 2RD253853B | 22 | 2RR525413B | 42 |
| 906905810101 | 10 | 2R0407361A030 | 33 | 2RD253869 | 19 | 2RR599213 | 35 |
| 940707310035 | 10 | 2R0407361A040 | 33 | 2RD312021 | 23 | 2RR711259 | 28 |
| 940707310055 | 10 | 2R0407361STD | 33 | 2RD398031 | 33 | 2RS253121 | 48 |
| 2118370202999 | 26 | 2R0407545 | 34 | 2RD398043 | 44 | 2S0103085A | 43 |
| 2118372391232 | 29 | 2R0407641 | 42 | 2RD407661 | 8 | 2S0103487 | 7 |
| 111837225D | 26 | 2R0407641B | 42 | 2RD407661B | 8 | 2S0121004B | 9 |
| 111837226D | 26 | 2R0419548 | 16 | 2RD407661C | 8 | 2S0129142 | 5 |
| 281853695B | 37 | 2R0498629A | 38 | 2RD407661D | 15 | 2S0129142A | 5 |
| 2B510014 | 16 | 2R0498629A 10 | 38 | 2RD407672 | 35 | 2S0129589A | 25 |
| 2P0121004 | 9 | 2R0498629A 20 | 38 | 2RD407687010 | 33 | 2S0130305 | 49 |
| 2P0129589 | 25 | 2R0498629A 30 | 38 | 2RD407687020 | 33 | 2S0141707 | 19 |
| 2P0253121A | 35 | 2R0498629A 40 | 38 | 2RD407687030 | 33 | 2S0253137A | 25 |
| 2P0253683 | 35 | 2R0498629ACH 0 | 38 | 2RD407687STD | 33 | 2S0311113A | 43 |
| 2P0321143 | 32 | 2R0498629ACH 10 | 38 | 2RD407689 | 16 | 2S0721555H | 13 |
| 2P0407172 | 12 | 2R0498629ACH 20 | 38 | 2RD525177A | 19 | 2S0721556A | 13 |
| 2P0407361 | 32 | 2R0498629ACH 30 | 38 | 2RD525177B | 19 | 2S0807102B8A8 | 30 |
| 2P0407361 10 | 32 | 2R0498629ACH 40 | 38 | 2RD525275 | 42 | 2S0807103B8A8 | 30 |
| 2P0407361 20 | 32 | 2R0498629G 0 | 38 | 2RD607054A | 8 | 2S08071048A8 | 30 |
| 2P0407361 30 | 32 | 2R0498629G 10 | 38 | 2RD607312A | 48 | 2S2141719A | 23 |
| 2P0407361 40 | 32 | 2R0498629G 20 | 38 | 2RD711397 | 47 | 2S2253691 | 16 |
| 2P0407545 | 34 | 2R0498629G 30 | 38 | 2RD807124CTR | 30 | 2S2253853A | 22 |
| 2P0498629 | 38 | 2R0498629G 40 | 39 | 2RD807899 | 12 | 2S2253853B | 22 |
| 2P0498629 10 | 38 | 2R0498629GCH 0 | 39 | 2RD8676518A8 | 33 | 2S2253867A | 11 |
| 2P0498629 20 | 38 | 2R0498629GCH 10 | 39 | 2RD957501 | 6 | 2S2253867B | 11 |
| 2P0498629 30 | 38 | 2R0498629GCH 20 | 39 | 2RD957805B | 13 | 2S2253869A | 19 |
| 2P0498629 40 | 38 | 2R0498629GCH 30 | 39 | 2RD999491 | 30 | 2S2253869B | 19 |
| 2P0498629CH | 38 | 2R0498629GCH 40 | 39 | 2RE117273 | 5 | 2S2253877 | 46 |
| 2P0498629CH 10 | 38 | 2R0501317 | 42 | 2RE117273A | 5 | 2S2298109 | 16 |
| 2P0498629CH 20 | 38 | 2R0512116A | 48 | 2RE117273C | 5 | 2S2721261 | 16 |
| 2P0498629CH 30 | 38 | 2R0607312B | 48 | 2RE121255 | 5 | 2S2821331 | 21 |
| 2P0498629CH 40 | 38 | 2R0607312H | 48 | 2RE129311A | 27 | 2SP145467 | 27 |
| 2P0525275 | 42 | 2R0609465 | 28 | 2RE253867 | 11 | 2T0105253B | 35 |
| 2P0711026 | 18 | 2R0721257 | 45 | 2RG109429A | 44 | 2T0129657 | 9 |
| 2P0711164 | 12 | 2R0805244A | 12 | 2RG115671 | 46 | 2T0130764 | 50 |

| | | | | | | | |
|----------------|----|----------------|----|----------------|----|----------------|----|
| 2T0141707B | 23 | 2U0145299 | 21 | N1024118 | 31 | T11407545 | 34 |
| 2T0145299 | 21 | 2U0311189 | 43 | NF033850AB | 35 | T11407675 | 47 |
| 2T0201114A | 50 | 2U0721555B | 13 | NF055718AB | 35 | T11407677 | 7 |
| 2T0201551 | 46 | 2U2103548A | 15 | NF058676AB | 31 | T11407685 | 43 |
| 2T0253691 | 11 | 2U2103548B | 15 | NF058721AB | 31 | T11407687 | 33 |
| 2T0301227 | 43 | 2U2103548C | 15 | NF058725AB | 31 | T11407687 10 | 33 |
| 2T0301457 | 43 | 2U2103548F | 15 | NF386180AB | 35 | T11407687 20 | 33 |
| 2T0311189 | 43 | 2U2103548Y | 15 | NF386478AA | 35 | T11407687 30 | 33 |
| 2T0311281 | 43 | 2U2141255 | 43 | NFE602208C | 31 | T11407693 | 16 |
| 2T0311449 | 43 | 2U2311189 | 43 | NFE602373C | 31 | T11407751 | 36 |
| 2T0311807B | 29 | 2UU311623 | 43 | NFE661120HF | 7 | T11407759 | 36 |
| 2T0505469 | 47 | 2V5129653 | 28 | NFE800817E | 31 | T11413435A | 11 |
| 2T0711141 | 28 | 2V5129653A | 28 | NFE826238KA | 36 | T11413435A O | 11 |
| 2T0903165 | 35 | 2V5721261B | 45 | NFN601218AB | 31 | T11498629 | 40 |
| 2T2121303 | 24 | 2V5881053 | 42 | NFN620481DF | 36 | T11498629 10 | 40 |
| 2T2129589 | 25 | 2VB721205 | 24 | NFU800900 | 13 | T11498629 20 | 40 |
| 2T2141165H | 27 | 2VB721405 | 16 | NFU801225KA | 5 | T11498629 30 | 40 |
| 2T2141165K | 27 | 2VC498629 | 39 | NFU801229KA | 5 | T11498629CH 0 | 40 |
| 2T2141197 | 12 | 2VC498629 10 | 39 | RCCE00297 | 17 | T11498629CH 10 | 40 |
| 2T2141197A | 12 | 2VC498629 20 | 39 | RCCE00440 | 17 | T11498629CH 20 | 40 |
| 2T2141231A | 7 | 2VC498629 30 | 39 | RCCE00700 | 17 | T11498629CH 30 | 40 |
| 2T2141255 | 22 | 2VC498629CH 0 | 39 | SP5074 | 22 | T11711291 | 33 |
| 2T2141719 | 23 | 2VC498629CH 10 | 39 | SP6964 | 22 | T11711973 | 23 |
| 2T2141719B | 23 | 2VC498629CH 20 | 39 | SP7035 | 23 | T11957805 | 14 |
| 2T2145299A | 21 | 2VC498629CH 30 | 39 | T00415721A | 17 | T11957821A | 20 |
| 2T2253143C | 5 | 2VF8071038A8 | 30 | T00711335A | 14 | T12109431C | 44 |
| 2T2253143H | 5 | 2VF857173999 | 46 | T00711335B | 14 | T12130303 | 49 |
| 2T2253143J | 5 | 2VF999471 | 31 | T00957805B | 14 | T12130803 | 51 |
| 2T2253143K | 5 | 2VG721555 | 13 | T00957805C | 14 | T12130803A | 30 |
| 2T2311113 | 43 | 2VG721555A | 14 | T06107119 | 15 | T12501224 | 37 |
| 2T2721261F | 16 | 2VR801171 | 46 | T06107121 | 15 | T12501317 | 43 |
| 2T2807071N28 | 30 | 2VU121073 | 27 | T06107123 | 15 | T12525275 | 43 |
| 2T2821687 | 21 | 2W0121303 | 24 | T06129611 | 50 | T12525371 | 20 |
| 2TA115611 | 51 | 2W0145741A | 48 | T06130553 | 29 | T12525375 | 25 |
| 2TA145171 | 42 | 2Z0105313 | 44 | T06199201 | 18 | T12525377 | 8 |
| 2TA201551 | 46 | 2Z0121303B | 24 | T06253101K | 48 | T12945223A | 26 |
| 2TA253861 | 16 | 2Z0129642 | 5 | T06253121D | 48 | T12953141 | 26 |
| 2TA422397 | 51 | 2Z0201551 | 46 | T06253683A | 48 | T12957805 | 14 |
| 2TA608701A | 7 | 2Z0409135 | 31 | T06311521 | 20 | T13141161 | 27 |
| 2TA608705A | 51 | 2Z0511153 | 8 | T06407172 | 13 | T13141173 | 44 |
| 2TA955651 | 10 | 2Z0721261A | 45 | T06407373 | 29 | T13311189 | 43 |
| 2TA957501A | 6 | 2Z0721885 | 17 | T06407393 | 44 | T13311983 | 29 |
| 2TA957501B | 6 | 2Z0900275 | 45 | T06407545 | 34 | T13311995A | 33 |
| 2TA957821B | 20 | 2Z0971759 | 45 | T06411041 | 11 | T13312017 | 43 |
| 2TB121059A | 27 | 7007031C91 | 10 | T06411167 | 46 | T13407671 | 36 |
| 2TB121303 O | 24 | 85HBE23862AB | 36 | T06498629 | 40 | T13607425 | 47 |
| 2TB130805 | 50 | B925741 | 17 | T06498629 10 | 40 | T14501275 | 36 |
| 2TC607312A | 48 | B925746 | 17 | T06498629 20 | 40 | T14525873 | 31 |
| 2TC957501 | 6 | C64110 | 17 | T06498629 30 | 40 | T15129620C | 21 |
| 2TD117239 | 48 | C7TA8100155C | 11 | T06498629CH 0 | 40 | T15415701C | 9 |
| 2TD121005 | 9 | I90281 | 17 | T06498629CH 10 | 40 | T16407172 | 13 |
| 2TD121005 B | 9 | K033409 | 17 | T06498629CH 20 | 40 | T16407393 | 44 |
| 2TD129593 | 31 | K033411 | 17 | T06498629CH 30 | 40 | T16407545 | 34 |
| 2TD407687 | 33 | K036633 | 45 | T06501317B | 43 | T16407641 | 43 |
| 2TD407687 10 | 33 | K045092 | 45 | T06525159A | 20 | T16407679A | 15 |
| 2TD407687 20 | 33 | N0101193 | 31 | T06525275 | 43 | T16407685 | 43 |
| 2TD407687 30 | 33 | N0101221 | 31 | T06599517 | 36 | T16407685B | 43 |
| 2TD498629 | 39 | N0101673 | 31 | T06607319 | 48 | T16407687 | 33 |
| 2TD498629 10 | 39 | N0102187 | 31 | T06609283 | 29 | T16407687 10 | 33 |
| 2TD498629 20 | 39 | N01024015 | 31 | T06609701 | 14 | T16407687 20 | 33 |
| 2TD498629 30 | 39 | N0103506 | 31 | T06609702 | 14 | T16407687 30 | 34 |
| 2TD498629CH 0 | 39 | N011004 | 35 | T06611647 | 24 | T16407687A | 34 |
| 2TD498629CH 10 | 39 | N0110212 | 35 | T06611705A | 48 | T16407687A 10 | 34 |
| 2TD498629CH 20 | 39 | N0111862 | 35 | T07253101H | 49 | T16407687A 11 | 34 |
| 2TD498629CH 30 | 39 | N0209057 | 5 | T11107125 | 29 | T16407687A 20 | 34 |
| 2TE117273 | 5 | N0221461 | 35 | T11129863 | 37 | T16407687A 30 | 34 |
| 2TE117273A | 5 | N0221491 | 35 | T11130125 | 21 | T16407991 | 25 |
| 2TJ721619 | 29 | N0235463 | 5 | T11198165 | 21 | T16411093 | 11 |
| 2U0130764 | 50 | N0401064 | 31 | T11407172 | 13 | T16415712B | 47 |
| 2U0141701B | 19 | N10023901 | 31 | T11407393 | 44 | T16498629 | 40 |

| | | | | | |
|-----------------|----|--------------|----|--------------|----|
| T16498629 10 | 40 | TAU957501 | 6 | TJG721139 | 32 |
| T16498629 20 | 40 | TAV121617 | 46 | TJG807131 | 46 |
| T16498629 30 | 40 | TD1253683A | 49 | TJG807202 | 30 |
| T16498629A | 40 | TD1711877B | 14 | TJG807741 | 18 |
| T16498629A 10 | 40 | TD1711877C | 14 | TJG899369 | 19 |
| T16498629A 20 | 40 | TE3103113Q | 13 | TJG899369 X | 19 |
| T16498629A 30 | 40 | TE3103193 | 13 | TJG899371E | 48 |
| T16498629ACH 0 | 41 | TE3103487 | 51 | TJG899441 | 13 |
| T16498629ACH 10 | 41 | TE3109285 | 47 | TJG899607 | 18 |
| T16498629ACH 20 | 41 | TE3115561 | 21 | TJG915415 | 36 |
| T16498629ACH 30 | 41 | TE3121831E | 6 | TJG953277 | 37 |
| T16498629B | 41 | TE3129611A | 11 | TJG957501H | 6 |
| T16498629B 10 | 41 | TE3141865 | 19 | TJG957501K | 6 |
| T16498629B 20 | 41 | TE3141869 | 13 | TL7121043 | 26 |
| T16498629B 30 | 41 | TE3145745A | 22 | TL7129611 | 51 |
| T16498629B VP | 41 | TE3145903A | 36 | TL7129863 | 37 |
| T16498629BCH 0 | 41 | TE3311189A | 44 | TL7130302 | 50 |
| T16498629BCH 10 | 41 | TE3311189A O | 44 | TMG253853 | 23 |
| T16498629BCH 20 | 41 | TE3311543 | 6 | TMG521153 | 32 |
| T16498629BCH 30 | 41 | TE3312061 | 7 | TMG525231 | 36 |
| T16498629CH 0 | 41 | TE3501317A | 44 | TMJ121303 O | 24 |
| T16498629CH 10 | 41 | TE3607033 | 29 | TMJ512393 | 13 |
| T16498629CH 20 | 41 | TE3607473 | 36 | TMJ512395 | 44 |
| T16498629CH 30 | 41 | TE3837016 | 21 | TMJ521153 | 32 |
| T16513479 | 8 | TEG129620 | 21 | TN4253861 | 17 |
| T16525187 | 8 | TEG129620A | 21 | TNQ711111 | 26 |
| T2D145407 | 47 | TEG141165 | 27 | TNR411075 | 49 |
| T2D311879 | 43 | TEG141165 F | 27 | TPH141857 X | 23 |
| T2D312057 | 25 | TEG253143A | 6 | TQG117231 | 28 |
| T2D312077 | 7 | TEG311541A | 23 | TQG117231 O | 28 |
| T2D525283 | 22 | TEG721619A | 29 | TRA103385 | 32 |
| T72601157 | 48 | TF3103211 | 7 | TRA121045 | 7 |
| T75411185A | 15 | TF3721405 | 17 | TRA121121 | 51 |
| T95525275 | 44 | TGG145177 | 49 | TRA127967 | 51 |
| TAC109215 | 44 | TGG253101A | 49 | TRA130301 | 50 |
| TAC127525A | 49 | TH7299255 | 31 | TRA130302 | 50 |
| TAC837015 | 21 | TH7807132 | 46 | TRA130303 | 50 |
| TAE103209 | 7 | TJG115451B | 27 | TRA130304 | 50 |
| TAE107119 | 15 | TJG115451B S | 28 | TRA130305 | 50 |
| TAE107121 | 15 | TJG130301 | 49 | TRA130306 | 50 |
| TAE107123 | 15 | TJG130302 | 49 | TRA130805 | 51 |
| TAE109285 | 47 | TJG130303 | 50 | TRA145475 | 6 |
| TAE109289 | 25 | TJG130304 | 50 | TRA903119 | 35 |
| TAE115107 | 51 | TJG130306 | 50 | TRG117231A | 28 |
| TAE121853 | 30 | TJG130805 | 50 | TRG117275 | 6 |
| TAE121855 | 49 | TJG141861 | 23 | TRG130302 | 50 |
| TAE129321 | 51 | TJG141865 | 19 | TRG201035 | 51 |
| TAE129589 | 25 | TJG141867 | 8 | ZF7673975816 | 10 |
| TAE129589A | 25 | TJG141883 | 34 | | |
| TAE130303 | 49 | TJG145455 | 37 | | |
| TAF253227 | 31 | TJG145457 | 36 | | |
| TAF253861 | 17 | TJG199379B | 49 | | |
| TAF253867 | 11 | TJG253101A | 49 | | |
| TAF253891 | 8 | TJG253135 | 25 | | |
| TAF299251 | 8 | TJG253869A | 19 | | |
| TAF299263 | 18 | TJG301235C | 26 | | |
| TAL117231 | 28 | TJG399179C | 7 | | |
| TAL117269 | 6 | TJG399181A | 36 | | |
| TAP145179 | 49 | TJG407689 | 16 | | |
| TAP721519 | 29 | TJG407697C | 47 | | |
| TAP957805C | 14 | TJG419669B | 11 | | |
| TAR253853 | 23 | TJG501473 | 48 | | |
| TAR411041 | 11 | TJG521153 | 31 | | |
| TAR411233A | 31 | TJG711116 | 23 | | |
| TAR711523 | 23 | TJG711141 | 28 | | |
| TAR721075 | 19 | TJG711259B | 28 | | |
| TAR721257 A | 45 | TJG711397A | 47 | | |
| TAR953235 O | 24 | TJG711397XD | 47 | | |
| TAR957805 | 14 | TJG711397XE | 47 | | |
| TAT863057232 | 16 | TJG711981C | 6 | | |

| | | | | | | | |
|------------------|----|-----------------|----|----------------|----|---------------|----|
| 085215 | 68 | 2R0498629G 0 | 71 | B925746 | 59 | BF5X3A105A | 69 |
| 00181139 | 67 | 2R0498629G 10 | 71 | BC457A543AA | 59 | BF5X4676A | 74 |
| 01925818 | 77 | 2R0498629G 20 | 71 | BC457K626AB | 76 | BF5X60000A | 58 |
| 03618993 | 64 | 2R0498629G 30 | 71 | BC8A2A407A | 52 | BF5X60000B | 58 |
| 03873015 | 79 | 2R0498629G 40 | 71 | BD2T1124A | 77 | BF5X60000C | 58 |
| 03873091 | 78 | 2R0498629GCH 0 | 71 | BD2T3111A | 72 | BF5X6N861A | 52 |
| 03873092 | 78 | 2R0498629GCH 10 | 71 | BD2T3111A 10 | 72 | BF6X7235AA | 68 |
| 04099908 | 55 | 2R0498629GCH 20 | 71 | BD2T3111A 20 | 72 | BF7T6C055A | 58 |
| 0081172032 | 74 | 2R0498629GCH 30 | 71 | BD2T3111A 30 | 72 | BF8T390859A | 70 |
| 796360 | 52 | 2R0498629GCH 40 | 71 | BD2T3111ACH | 72 | BF8T3A130B | 77 |
| 3312252 | 55 | 2RD103113C | 76 | BD2T3111ACH 10 | 72 | BF8T5A272AA | 52 |
| 3344387 | 68 | 2RD198181 | 54 | BD2T3111ACH 20 | 72 | BF8T6E209A | 69 |
| 3354943 | 79 | 2RD253853B | 62 | BD2T3111ACH 30 | 72 | BF8T7234A | 66 |
| 3912473 | 53 | 2RD398043 | 75 | BE2Y7548A | 65 | BF8T7E218A | 68 |
| 3921978 | 79 | 2RD407687030 | 68 | BE9H3111A 0 | 72 | BF8T8501A | 54 |
| 3968355 | 76 | 2RD607054A | 53 | BE9H3111A 10 | 72 | BF8T8W600A | 69 |
| 4214110960 | 59 | 2RG109429A | 75 | BE9H3111A 20 | 72 | BF8T9K424A | 67 |
| 4214289150 | 62 | 2RJ311261 | 61 | BE9H3111A 30 | 72 | BF8T9K424B | 67 |
| 4214299190 | 62 | 2RK107124 | 57 | BE9H3111ACH 0 | 72 | BF8X2K756A | 59 |
| 4214299340 | 62 | 2RK107125 | 57 | BE9H3111ACH 10 | 72 | BF8X2W082A | 59 |
| 8961300504 | 54 | 2RK107126 | 58 | BE9H3111ACH 20 | 72 | BF8X9365A | 61 |
| 9700511200 | 76 | 2RM141861 | 62 | BE9H3111ACH 30 | 72 | BF9T6701AA | 74 |
| 9700511280 A | 76 | 2RP253863 | 76 | BE9H3111B | 73 | BF9T8501BA | 54 |
| 9700511630 | 76 | 2RP253891 | 66 | BE9H3111B 10 | 73 | BF9X8501AA | 54 |
| 9709030104 | 59 | 2RP299263 | 60 | BE9H3111B 20 | 73 | BFOT10B300BA | 61 |
| 906905810101 | 55 | 2RR312141 C | 63 | BE9H3111B 30 | 73 | BFOX6701AA | 74 |
| 922909011304 MW | 78 | 2RR399181 | 69 | BE9H3111BCH | 73 | BG1T10B300AA | 61 |
| 940707310035 | 54 | 2SB721555B | 57 | BE9H3111BCH 10 | 73 | BG1X1124AA | 77 |
| 961007860014 | 76 | 2SC721555B | 57 | BE9H3111BCH 20 | 73 | BG1X2W082BA | 59 |
| 6007099062001 20 | 72 | 2SH957805A | 57 | BE9H3111BCH 30 | 73 | BG1X7544AA | 62 |
| 6007099068008 | 72 | 2SN607041 | 66 | BF0X3115AA | 68 | BG2T6052AA | 76 |
| 6007099068008 10 | 72 | 2SN957805D | 57 | BF0X3115AA020 | 68 | BG2T8507CA | 64 |
| 6007099068008 20 | 72 | 2ST145467 | 65 | BF0X3115AASTD | 68 | BG2T9441AA | 64 |
| 6007099068008 30 | 72 | 2TD121005 B | 54 | BF0X3123AA | 75 | BG2X6418AA | 65 |
| 1C4513B175AB | 70 | 2VC498629 10 | 71 | BF0X70057 | 69 | BG2X9N392AA | 78 |
| 1C4517C881AB | 61 | 2VC498629 20 | 71 | BF0X70098 | 69 | BG3X4813AA | 74 |
| 1C453110BA010 | 55 | 2VC498629 30 | 71 | BF0X72028 | 63 | BG3X7213AA | 65 |
| 1C453110BA020 | 55 | 2VC498629CH 0 | 71 | BF0X7B009A | 53 | BG5X1010A | 74 |
| 1C453110BA030 | 55 | 2VC498629CH 10 | 72 | BF1X20070A | 67 | BG5X2884AA | 69 |
| 1C453110BA040 | 55 | 2VC498629CH 20 | 72 | BF1X2W080A | 58 | BG5X4676AA | 74 |
| 1C453110BASTD | 55 | 2VC498629CH 30 | 72 | BF1X6730AA | 56 | BG5X7213AA | 65 |
| 1C453111A | 71 | 2Z0105313 | 75 | BF3X1153AA | 64 | BG5X8501AA | 54 |
| 1C453111A 10 | 71 | 374049S2 | 53 | BF5T2K756A | 59 | BG5X9451AA | 64 |
| 1C453111A 20 | 71 | 390216S2 | 67 | BF5T3111E | 73 | BG6X7235BA | 68 |
| 1C453111A 30 | 71 | 4C452W068BA | 62 | BF5T3111E 10 | 73 | BG6X9451BA | 64 |
| 1C453111A 40 | 71 | 4C452W068CA | 62 | BF5T3111E 30 | 73 | BG9X7544AA | 62 |
| 1C453111ACH 0 | 71 | 4C452W068DC | 62 | BF5T3111ECH | 73 | BH1X33799AA | 69 |
| 1C453111ACH 10 | 71 | 4C456W650BA | 65 | BF5T3111ECH 10 | 73 | BH4X3123BA 0 | 55 |
| 1C453111ACH 20 | 71 | 6C357B118AA | 54 | BF5T3111ECH 20 | 73 | BH4X3123BA 10 | 56 |
| 1C453111ACH 30 | 71 | 6C457213AA | 65 | BF5T3111ECH 30 | 73 | BH4X3123BA 20 | 56 |
| 1C453111ACH 40 | 71 | 81DB5K353BA | 55 | BF5X1195A | 53 | BH4X3123BA 30 | 56 |
| 1C453115AA | 67 | 85HBE23862AB | 70 | BF5X2W146AA | 66 | BH4X3123BA 40 | 56 |
| 1C453115AA 10 | 67 | 85HU4038A | 60 | BF5X3110A010 | 55 | C1TT7590A | 60 |
| 1C453115AA 20 | 67 | 85HU4230B | 53 | BF5X3110A020 | 55 | C7TA8100155C | 55 |
| 1C453115AA 30 | 67 | 85HU4394A | 78 | BF5X3110A030 | 55 | D1HA3123A2A | 75 |
| 1C453115AA 40 | 68 | 85HU4813A | 74 | BF5X3110ASTD | 55 | D5AH3115BA | 68 |
| 2C456750AA | 79 | 85HU4K065A | 53 | BF5X3111 | 73 | D5HA3115BA 10 | 68 |
| 2C459K163AA | 76 | 85HU4K069A | 64 | BF5X3111 10 | 73 | D5HA3115BA 20 | 68 |
| 2P0321143 | 68 | 85HU4K069B | 66 | BF5X3111 20 | 73 | D5HA3115BA 30 | 68 |
| 2R0103548F | 57 | 85TU9275B | 54 | BF5X3111 30 | 73 | D5TA3122AB | 59 |
| 2R0103548G | 57 | 86HU13368AA | 64 | BF5X3111GCH 0 | 73 | E1HT1175AA | 75 |
| 2R0103548H | 57 | 87HU17260AA | 57 | BF5X3111GCH 10 | 73 | E5HT17756AWAP | 67 |
| 2R0121437 | 66 | 87HU7K046AAXD | 77 | BF5X3111GCH 20 | 73 | E5HT3110BA | 56 |
| 2R0301338 | 66 | 87HU7K046AAXE | 77 | BF5X3111GCH 30 | 73 | E5HT3110BA010 | 56 |
| 2R0311189 | 74 | 88HU1124BA | 77 | BF5X3115A | 68 | E5HT3110BA020 | 56 |
| 2R0321143A | 68 | 88HU7541AA | 62 | BF5X3115A010 | 68 | E5HT3110BA030 | 56 |
| 2R0398031 X | 64 | 88HU7A508BA | 59 | BF5X3115A020 | 68 | E5HT3125BA | 75 |
| 2R0407071 | 57 | 98HU17260AA | 57 | BF5X3115A030 | 68 | E5HT5A281B2A | 52 |
| 2R0407071A | 57 | AC458600AA | 63 | BF5X3123A | 75 | E5HT5K371AA | 60 |
| 2R0407071B | 57 | B925741 | 59 | BF5X3138A | 59 | E5HT5L369AA | 60 |

| | | | |
|-----------------|----|---------------|----|
| E5HT6750CE | 79 | TAR953235 O | 63 |
| E5HT7277AB | 63 | TE3311189A O | 75 |
| E661120S85 | 53 | TE3607033 | 66 |
| E6HT7213AA | 65 | TE3607473 | 70 |
| E6HZ7288A | 75 | TEG129620A | 61 |
| E6HZ7808A | 56 | TEG141165 | 65 |
| E7HT4N272AA | 67 | TF3103113D | 56 |
| E7HT6C640BC | 65 | TF3103211 | 53 |
| E7HZ7A081C | 53 | TJG115451B S | 65 |
| E8HZ9A153A | 78 | TJG130301 | 78 |
| E9AZ5422208A | 54 | TJG130302 | 78 |
| F1HT4N272BA | 67 | TJG199379B | 78 |
| FCSD54922AA | 52 | TJG301235C | 64 |
| FCSD54925AA | 52 | TJG399181A | 70 |
| FCSD54932AA | 52 | TJG407397 | 56 |
| FCSD54951AA | 52 | TJG407397010 | 56 |
| FCSD54989AA | 52 | TJG407397020 | 56 |
| K043961 | 59 | TJG407397030 | 56 |
| N6200481S36 | 69 | TJG407687 | 69 |
| NF386478AA | 69 | TJG407687010 | 69 |
| RCCE00181 | 59 | TJG407687020 | 69 |
| RCCE00440 | 59 | TJG407687030 | 69 |
| SP5074 | 62 | TJG407693 | 59 |
| SP6964 | 62 | TJG501473 | 77 |
| SP7035 | 62 | TJG521153 | 67 |
| T06107119 | 58 | TJG711116 | 63 |
| T06107121 | 58 | TJG711259A | 66 |
| T06107123 | 58 | TJG957805A | 57 |
| T06199201 | 60 | TMJ512393 | 56 |
| T06498629 | 73 | TN000223X1 | 70 |
| T06498629 10 | 74 | TNJ957805 | 57 |
| T06498629 20 | 74 | TPH141857 X | 62 |
| T06498629 30 | 74 | TQG117231 | 65 |
| T11407677 | 53 | TQG117231 O | 65 |
| T11407687 | 68 | TRA127967 | 79 |
| T11407687 10 | 68 | TRA130301 | 78 |
| T11407687 20 | 68 | TRG117231A | 65 |
| T11407687 30 | 68 | TRG130302 | 78 |
| T11407759 | 70 | TRG201035 | 78 |
| T12130803 | 79 | U801225S100 | 52 |
| T12130803A | 66 | U801229S100 | 52 |
| T16407641A | 75 | U801630S2 | 70 |
| T16407679A | 58 | W714484S300 | 56 |
| T16498629BCH 0 | 74 | WD5T8501A | 54 |
| T16498629BCH 10 | 74 | WD5T9F530C | 52 |
| T16498629BCH 20 | 74 | WD8T1003STD | 66 |
| T16498629BCH 30 | 74 | WD8T9W350A | 55 |
| T16513479 | 53 | WE5H1018STD | 70 |
| T2D145407 | 76 | WF0F6700A | 75 |
| T71711139 | 57 | XC352853AC | 57 |
| T71837501 | 66 | XC359A758CC | 57 |
| T71837502 | 66 | XC3Z3122AA | 59 |
| T72609701 | 57 | XC3Z3123AA | 75 |
| T75411185A | 58 | XC3Z6750AA | 79 |
| TAAA7522A | 69 | XC453531AA | 74 |
| TAE103209 | 53 | XC455484BA | 55 |
| TAE107119 | 58 | XC455C250BA | 64 |
| TAE107121 | 58 | XC455L382AB | 77 |
| TAE107123 | 58 | XC456F081AA | 52 |
| TAE115107 | 79 | XC456W650BA | 65 |
| TAE121855 | 78 | XC457K046AA | 77 |
| TAE129321 | 79 | XC457K626AA A | 76 |
| TAE129589A | 64 | XC457N620AA | 56 |
| TAE130303 | 78 | XC457R361BA | 62 |
| TAF253861 | 59 | XC458287AA | 52 |
| TAF253891 | 53 | XC458287CA | 52 |
| TAF299251 | 53 | XC459W030AA | 77 |
| TAF299255 | 67 | YC456750DA | 79 |
| TAL117281 | 52 | YC456F081AB | 52 |
| TAR721075 | 60 | | |





www.cipec.com.br

EMPRESA CERTIFICADA
CERTIFIED COMPANY **ISO 9001:2015**

Conheça toda nossa Linha de Produtos

- **Agrale**
- **Iveco**
- **Mercedes**
- **Scania**
- **Volvo**
- **Freios**



GRUPOCIPEC