



CATÁLOGO PEÇAS DE REPOSIÇÃO
Spare Parts Catalogue
ITENS DE EMBREAGEM
2025

A Cipec iniciou suas atividades em 1983 na cidade de São Caetano como um pequeno distribuidor e fabricante de peças de reposição para caminhões e ônibus. Trabalhando com empenho e seriedade, a Cipec rapidamente ampliou seu leque de produtos de distribuição, alcançando logo em seguida o status de referência nacional no mercado de reposição da linha Scania.

Em 1999, devido ao ritmo crescente dos negócios, a estrutura da Cipec já não comportava a demanda, levando a empresa a transferir suas atividades para uma área de 20.000 m² em Indaiatuba, localizada estrategicamente no interior paulista. Nesse novo local, a empresa investiu fortemente na parte fabril e agregou as linhas Volvo, VW, MWM, Cummins e Iveco.

Com amplo espaço fabril e novos nichos de mercado se abrindo, em 2003 a Cipec inovou mais uma vez, implantando uma completa linha de servos de embreagem, válvulas e reparos de freios para linha pesada. Surgiu então a NTI, uma marca Cipec que em pouco tempo ficaria conhecida no mercado, oferecendo um produto competitivo e altamente confiável.

Atualmente, a Cipec conta com mais de 170 colaboradores e comercializa mais de 22.000 itens a partir de sua unidade fabril localizada em Indaiatuba, ampliando ainda mais sua capacidade de produção e expedindo mais de 30 toneladas de produtos por dia para mais de 50 países em todo o mundo.

Cipec began its activities in 1983 in the city of São Caetano as a small distributor and manufacturer of spare parts for trucks and buses. Working with dedication and seriousness, Cipec quickly expanded its range of distribution products and soon achieved national reference status in the replacement market for the Scania line.

By 1999, its structure could no longer accommodate the growing pace of business, prompting Cipec to transfer its operations to a 20,000 m² area in Indaiatuba, strategically located in the interior of São Paulo. Strong investments were made in the manufacturing sector, and the Volvo, VW, MWM, Cummins, and Iveco lines were added.

With ample manufacturing space and new market niches emerging, Cipec innovated once again in 2003, introducing a complete line of clutch servos, valves, and brake repair kits for heavy-duty applications. Thus, NTI was born, a Cipec brand that quickly became known in the market, offering competitive and highly reliable products.

Today, Cipec employs over 170 employees and sells over 22,000 items from its manufacturing facility located in Indaiatuba, further increasing its production capacity and shipping over 30 tons of products per day to more than 50 countries worldwide.

La Cipec inició sus actividades en 1983 en la ciudad de São Caetano como un pequeño distribuidor y fabricante de repuestos para camiones y autobuses. Trabajando con dedicación y seriedad, Cipec amplió rápidamente su gama de productos de distribución y pronto alcanzó el estatus de referencia nacional en el mercado de repuestos para la línea Scania.

Para 1999, su estructura ya no podía soportar el creciente ritmo de negocios, lo que llevó a Cipec a trasladar sus operaciones a una área de 20,000 m² en Indaiatuba, estratégicamente ubicada en el interior de São Paulo. Se realizaron fuertes inversiones en el sector manufacturero y se añadieron las líneas Volvo, VW, MWM, Cummins y Iveco.

Con un amplio espacio de fabricación y nuevos nichos de mercado emergentes, Cipec innovó una vez más en 2003, introduciendo una línea completa de servos de embrague, válvulas y reparaciones de frenos para aplicaciones de servicio pesado. Así nació NTI, una marca de Cipec que rápidamente se hizo conocida en el mercado, ofreciendo productos competitivos y altamente confiables.

Hoy en día, Cipec emplea a más de 170 trabajadores y vende más de 22,000 artículos desde su planta de fabricación ubicada en Indaiatuba, aumentando aún más su capacidad de producción y enviando más de 30 toneladas de productos al día a más de 50 países en todo el mundo.



SCANIA	5		
ALAVANCA	5		
ANEL DE PRESSAO	5		
ANEL TRAVA	5		
ARTICULACAO	5		
ATUADOR	6		
BUCHAS DIVERSAS	6		
CARCACA	6		
CASTANHA	6		
CILINDRO	7		
CONEXAO	7		
EIXO	8		
FLEXIVEL	8		
GARFO	8		
GUARDA-PO	8		
INTERRUPTOR	9		
LUVA	9		
MANCAL	9		
MANCAL DE EMBREAGEM	9		
MOLA	10		
O'RING	10		
PARAFUSO	10		
PINO	10		
REPAROS DIVERSOS	11		
RESERVATORIO	11		
RETENTOR	11		
ROLAMENTO	11		
ROLETE	12		
SELO	12		
SERVO EMBREAGEM	12		
SUPORTE	12		
TAMPA	13		
TIRANTE	13		
TRAVA	13		
TUBO	13		
VOLVO	14		
ALAVANCA	14		
ANEIS DIVERSOS	14		
ARRUELA	14		
ATUADOR	14		
CILINDRO	15		
FLEXIVEL	15		
GARFO	15		
MANCAL DE EMBREAGEM	16		
MOLA	16		
PARAFUSO	16		
PORCA	16		
PRISIONEIRO DE ACO	17		
REPARO FREIO	17		
		RETENTOR	17
		ROLAMENTO	17
		SERVO EMBREAGEM	18
		TRAVA	18
		VW	19
		ANEL TRAVA	19
		ARRUELA	19
		BUCHAS DIVERSAS	19
		CILINDRO	19
		EIXO	20
		FLANGE	20
		GARFO	20
		HASTE	21
		MANCAL DE EMBREAGEM	21
		PINO	21
		RETENTOR	22
		ROLAMENTO	22
		SERVO EMBREAGEM	22
		FORD	23
		ARRUELA	23
		BUCHAS DIVERSAS	23
		CILINDRO	23
		EIXO	23
		GARFO	24
		MANCAL DE EMBREAGEM	24
		PARAFUSO	24
		PINO	24
		SERVO EMBREAGEM	25
		IVECO	26
		CILINDRO	26
		GARFO	26
		MANCAL DE EMBREAGEM	26
		ROLAMENTO	26
		SERVO EMBREAGEM	27
		MERCEDES	28
		CILINDRO	28
		FLEXIVEL	29
		MANCAL DE EMBREAGEM	29
		ROLAMENTO	29
		SERVO EMBREAGEM	30
		AGRALE	31
		CILINDRO	31
		MANCAL DE EMBREAGEM	31
		ROLAMENTO	31
		DAF	32
		MANCAL DE EMBREAGEM	32
		SERVO EMBREAGEM	32
		CONTATOS	33

SCANIA	5		
LEVER	5		
PRESSURE RING	5		
LOCK RING	5		
BALL JOINTS	5		
ACTUATOR	6		
BUSHING ALL TYPE	6		
HOUSING	6		
CLAMP	6		
CYLINDER	7		
CONNECTOR	7		
AXLE	8		
FLEXIBLE	8		
FORK	8		
DUST COVERS	8		
SWITCH	9		
SLEEVE	9		
BEARING CAP	9		
CLUTCH BEARING	9		
SPRING	10		
O'RING	10		
SCREW	10		
PIN	10		
REPAIR KIT	11		
CONTAINERS	11		
RETAINER	11		
ROLLER BEARING	11		
ROLLERS	12		
SEALINGS	12		
CLUTCH SERVO	12		
BRACKET	12		
COVER	13		
PISTON RODS	13		
LOCKS	13		
TUBE	13		
VOLVO	14		
LEVER	14		
RING	14		
WASHER	14		
ACTUATOR	14		
CYLINDER	15		
FLEXIBLE	15		
FORK	15		
CLUTCH BEARING	16		
SPRING	16		
SCREW	16		
NUT	16		
STEEL STUD	17		
AIR BRAKE REPAIR KIT	17		
		RETAINER	17
		ROLLER BEARING	17
		CLUTCH SERVO	18
		LOCKS	18
		VW	19
		LOCK RING	19
		WASHER	19
		BUSHING ALL TYPE	19
		CYLINDER	19
		AXLE	20
		FLANGE	20
		FORK	20
		ROD	21
		CLUTCH BEARING	21
		PIN	21
		RETAINER	22
		ROLLER BEARING	22
		CLUTCH SERVO	22
		FORD	23
		WASHER	23
		BUSHING ALL TYPE	23
		CYLINDER	23
		AXLE	23
		FORK	24
		CLUTCH BEARING	24
		SCREW	24
		PIN	24
		CLUTCH SERVO	25
		IVECO	26
		CYLINDER	26
		FORK	26
		CLUTCH BEARING	26
		ROLLER BEARING	26
		CLUTCH SERVO	27
		MERCEDES	28
		CYLINDER	28
		FLEXIBLE	29
		CLUTCH BEARING	29
		ROLLER BEARING	29
		CLUTCH SERVO	30
		AGRALE	31
		CYLINDER	31
		CLUTCH BEARING	31
		ROLLER BEARING	31
		DAF	32
		CLUTCH BEARING	32
		CLUTCH SERVO	32
		CONTACTS	33

1.01 ALAVANCA LEVER

1305936 CLUTCH BEARING LEVER

ALAV. ACION. MANCAL EMBREAGEM 113

003398
382412



T113 / R113 / K113 / R143 / 112 HW /

1386450 HANDLE

ALAV. ACION. MANCAL EMBR. 6/8 MARCHAS

009998
1386480
1336382
1307717



K124 / 94 / F94 / K94 / K114 /

1399788 CLUTCH AXLE SHAFT

ALAV. ACION. MANCAL EMBR. 94/114/124

011680
1377306



114 / 124 / 164 / 94 /

1479577 CLUTCH BEARING SHAFT

ALAV. ACION. MANCAL EMBR. S.4

011679
1773621
1737306
1545625
1543645
1479578



114 / 124 / 164 / P.G.R. / 94 /

363355 CLUTCH COMAND AXLE

ALAV. ACION. EIXO COMANDO EMBR. 112/3

003786
335730



F113 / K113 / R113 / T113 / L113 / F112 / K112 /
R112 / T112 /

1.02 ANEL DE PRESSAO PRESSURE RING

304309 CLUTCH BEARING

ANEL PRESSAO MANCAL EMBREAGEM

001394



T112 / K112 / R112 / R142 / T142 /

358639 CLUTCH BEARING SLEEVE

LUVA MANCAL EMBREAGEM 112

001606



T112 / T113 / R113 / K112 / R112 / K113 /

362778 CLUTCH THRUST RING 112/

ANEL PRESSAO EMBREAGEM 112/3

002752



T112 / T113 / F113 / R113 / K112 / R112 / R142 /
T142 / K113 / L113 /

1.03 ANEL TRAVA LOCK RING

1390025 CLUTCH HOUSING LOCK

ANEL TRAVA ATUADOR EMBR. 94/114/24/64

007940



114 / 124 / 94 / K94 / K114 /

1749137 CLUTCH PLATE SPRING

ANEL TRAVA MANCAL EMBREAGEM S.4

014920



114 / 124 / 164 / 94 /

804820 CLUTCH PEDAL AXLE LOCK

ANEL TRAVA EIXO ACION. PEDAL EMBR.

002138



111 /

1.04 ARTICULACAO BALL JOINTS

1545502 FIXING ARTICULATION

ARTICULACAO FIXA ALAV. EMBR. S4

024206
1468438



1.05 ATUADOR

ACTUATOR

1335485 CLUTCH FORK BEARING

ATUADOR GARFO EMBREAGEM S.4

011029
1753479



T113 / R113 / K113 / P93 / 114 / 124 / 164 / P.G.
R. / K124 / 94 / K94 / K114 /

1.06 BUCHAS DIVERSAS

BUSHING ALL TYPE

132341 CLUTCH FORK AXLE

BUCHA EIXO GARFO EMBR. 111

002947



/ LK140 / LK141 / L75 / L76 / B75 / B76 / 110 /
111

1334539 CLUTCH LEVER BUSHING

BUCHA PEDAL EMBREAGEM S.4

009600



114 / 124 / 164 / P.G.R. / K124 / 94 / F94 / K94 /

1386453 BUSHING 113

BUCHA ROLETE GARFO EMBR. 94/114 =

008967



K124 / 94 / F94 / K94 / K114 /

304788 AXLE BRONZE CLUTCH

BUCHA BRONZE EIXO COM. EMBR.

001398



T112 / K112 / R112 / R142 / T142 / F112 /

348907 CLUTCH FORK BEARING

BUCHA ROL. GARFO EMBREAGEM 112

001581



T112 / T113 / R113 / R112 / R142 / T142 / K113 /
R143 / P93 /

357591 AXLE BRONZE CLUTCH

BUCHA BRONZE EIXO COM. EMBR.

001603
174862



T112 / T113 / F113 / R113 / K112 / R112 / R142 /
T142 / F112 / K113 / L113 /

1.07 CARCACA

HOUSING

304307 CLUTCH ROLLER BEARING

CARCACA ROL. EMBREAGEM 112

001392
342835



T112 / K112 / R112 / R142 / T142 /

352746 CLUTCH ROLLER BEARING

CARC. ROL. EMBR. 112 INTER./142

001584



T112 / K112 /

352751 CLUTCH ROLLER BEARING

CARCACA ROL. EMBREAGEM 112/3

001585
352752
1367605



T112 / T113 / F113 / R113 / K112 / R112 / F112 /
K113 / L113 /

352751 X CLUTCH BEARING HOUSING

CARCACA ROL. EMBR. C/ PASTILHA 112/3

015603
1367605 X



T112 / T113 / F113 / R113 / K112 / R112 / F112 /
K113 / L113 /

1.08 CASTANHA

CLAMP

125861 CLUTCH SCREW HALF

MEIA CASTANHA MANCAL PARAF. EMBR. 111

000157



/ L75 / L76 / 110 / 111 / B75 / B76

1.09 CILINDRO CYLINDER

1355979 CLUTCH CYLINDER S4

CIL. EMBR. S.4 =CX.GR801/GRS890/GRS900/
017961
1754943
1545626
1532517



114 / 124 / 164 / P.G.R. / K124 / 94 / K94 / K114 /

1358801 CLUTCH MASTER

CIL. MESTRE EMBREAGEM 113 =FERRO=
007263
1361136
1358800
1105332



T113 / F113 / R113 / R143 / P93 /

1358801 A CLUTCH MASTER

CIL. MESTRE EMBREAGEM 113 =ALUMINIO=
003096
1361136 A
1358800 A
1105332 A



T113 / F113 / R113 / R143 / P93 /

1455730 CLUTCH RELESE BEARING

CIL.ATUADOR CENTRAL EMBR. 94/114/24
006044
1522377
1434649
1393332
551572



114 / 124 / 164 / K124 / 94 / F94 / K94 / K114 /

1756460 CLUTCH CYLINDER S4

CIL. EMBR. S.4 M12X1,5MM (CX.EK630/640)
019610



114 / 124 / 164 / P.G.R. / K124 / 94 / K94 / K114 /

1927829 CLUTCH MASTER

CIL. MASTER EMBREAGEM P.G.R.T
018676
1800442
1523400



PGR-OPTICRUISE C/PED /

2250105 CLUTCH CYLINDER

CIL. EMBR. C/ RESERV. 112 =ALUMINIO=
022608



T112 / R112 / R142 / T142

2258932 A CLUTCH CYLINDER

CIL. EMBR. S/ RESERV. 112 =ALUMINIO=
022848



T112 / R112 / R142 / T142

2258932 D CLUTCH CYLINDER IRON

CIL. EMBR. C/ RESERV. 112 =FERRO=
022846



T112 / R112 / R142 / T142

2258932 F CLUTCH CYLINDER W/

CIL. EMBR. S/ RESERV. 112 =FERRO=
022847



T112 / R112 / R142 / T142

446414 CLUTCH CYLINDER K112/3

CILINDRO EMBREAGEM K112/3
003514



/ K112 / K113

537194 CLUTCH CYLINDER

CIL. EMBR. C/ RESERV. 112 =ALUMINIO=
001887



T112 / R112 / R142 / T142 /

537194 A CLUTCH CYLINDER

CIL. EMBR. S/ RESERV. 112 =ALUMINIO=
003513



T112 / R112 / R142 / T142 /

537194 D CLUTCH CYLINDER IRON

CIL. EMBR. C/ RESERV. 112 =FERRO=
015165



T112 / R112 / R142 / T142 /

537194 F CLUTCH CYLINDER IROW

CIL. EMBR. S/ RESERV. 112 =FERRO=
015166



T112 / R112 / R142 / T142 /

1.10 CONEXAO CONNECTOR

145244 CLUTCH BEARING NIPPLE

NIPLE MANCAL EMBREAGEM 113/43
009367



T112 / R112 / 111 / LK140 / LK141 / L75 / L76 /
110 / K113 / R113 / T113 / R143 /

1.11 EIXO

AXLE

522536 CLUTCH FORK AXLE T/K

EIXO ACION. GARFO EMBR. T/K 112/3 =ORIG.=

002790
294684
1108979



T112 / T113 / F113 / R113 / K112 / R112 / R142 /
T142 / F112 / K113 / L113 /

1.12 FLEXIVEL

FLEXIBLE

1434228 FLEXIBLE CLUTCH SERVO

FLEXIVEL SERVO EMBREAGEM S.4

019602



1678310 CLUTCH BEARING LUBRIF.

FLEXIVEL LUBRIF. MANCAL EMBR. K/L/F/T 113

002979
546344



/ F113 / K113 / L113 / T113 / R113 / R143

1860198 CLUTCH MASTER CYL.

FLEXIVEL CIL. MESTRE EMBR. P.G.R.T.

026141
2398553
1801673



1.13 GARFO

FORK

1670942 CLUTCH SLAVE FORK 113

HASTE SERVO EMBREAGEM 113

002742



T112 / T113 / R113 / R112 /

308389 CLUTCH SLAVE FORK

HASTE SERVO EMBREAGEM (CURTO)

001419



T112 / K112 / R112 / R142 / T142 /

338692 CLUTCH SLAVE FORK =

HASTE SERVO EMBREAGEM =LONGO=

001564
1120884



T112 / K112 / R112 / R142 / T142 /

342837 CLUTCH WITH

GARFO EMBR. C/TEMP. P/INDUCAO 112/3

001572
362043



/ T112 / T113 / F113 / K113 / R113 / K112 / R112 /
R142 / L113 / T142 / F112

526267 CLUTCH SLAVE FORK 113

HASTE SERVO EMBREAGEM 113

001760
1120881
345360



T112 / R112 / T142 / R142 / F113 / K113 /

1.14 GUARDA-PO

DUST COVERS

1308969 CLUTCH CYLINDER DUST

GUARDA PO CILINDRO EMBREAGEM 94/114/

006175



114 / 124 / 164 / 94 /

1.15 INTERRUPTOR SWITCH

1360842 CLUTCH PEDAL SWITCH 94/

INTERRUPTOR PEDAL EMBREAGEM 94/114/
007095



94 / 114 / 124 / 164 / K94 / K124 /

1.16 LUVA SLEEVE

534838 CLUTCH BEARING SLEEVE

LUVA MANCAL ROLAM. EMBR. LK 140/1
003284



1.17 MANCAL BEARING CAP

1328259 BEARING CLUTCH HOUSING

MANCAL CARCACA EMBR. S/ROLAMENTO 113
011311



T113 / R113 / K113 / R143 / P93 /

1367604 CLUTCH BEARING

MANCAL COMPL. EMBR. C/BUCHA 113
007480



K113 /

1386451 BEARING CLUTCH HOUSING

MANCAL CARCACA EMBR. =MODERNO= 113/S.
011310



K124 / 94 / F94 / K94 / K114 /

380610 CLUTCH HOUSING BEARING

MANCAL CARCACA DA EMBREAGEM
004076



T112 // R112 / K113 / R113 / T113 / R143

1.18 MANCAL DE EMBREAGEM CLUTCH BEARING

1393161 CLUTCH BEARING 94/114/

MANCAL EMBREAGEM 113/94/114/124
006330
1545062
1322781
3352 D



T113 / R113 / R143 / P93 / T143 / S113 / TH113 /

1393163 CLUTCH BEARING 94/114/

MANCAL EMBREAGEM TKR113/TR143
006331
1386160
1321260
382413
3353 S
1314 R



/ T112 / T113 / K113 / R143 / R112 / R142 / T142 / S113 / TH113

1749125 CLUTCH BEARING S.4

MANCAL EMBREAGEM S.4
011248
2274550
2164195
1851631
1728165
1499770
1479576



114 / 124 / K94 / P94 / G380 - 6X2 / G420 - 6X4 / G440 - 6X4 / R440 - 6X4 / G400 / G440 / G480 /

208200 CLUTCH ROLLER BEARING

MANCAL EMBREAGEM
000746



110 / 111 /

208200 X CLUTCH ROLL BEARING

MANCAL EMBREAGEM C/ROLAMENTO 111
011948



L75 / L76 / 110 / 111 / BR116 / B111 / K112 / BR115 / B75 / B76 / S112 / L111 / L110 / LK111 /

304311 CLUTCH BEARING SLEEVE

MANCAL EMBREAGEM 112
001395
304783



/ T112 / R112

352750 CLUTCH BEARING 112/3

MANCAL EMBREAGEM 112/3
003078



T112 / T113 / F113 / R113 / K112 / R112 / F112 / K113 / L113 / S112 / S113 /

352750 A CLUTCH BEARING 112/3

MANCAL EMBREAGEM 112/3 =NTI=
019121
3375 A
1372 A
HCS-08P05 A



BR116 / T112 / K112 / R112 / R142 / K113 / L113 / S112 / S113 / F112HL / F113HL /

1.19 MOLA SPRING

130591 CLUTCH COLLAR SPRING

MOLA COLAR EMBREAGEM
000178



/ L75 / L76 / 110 / 111 / LK140 / LK141

1319522 CLUTCH PEDAL SPRING 113

MOLA PEDAL EMBREAGEM 113
002852
1408551



T113 / F113 / R113 / R143 / P93 / 114 / 124 / 164 /
K124 / 94 / F94 / K94 / K114 /

135957 CLUTCH PEDAL SPRING 110

MOLA PEDAL EMBREAGEM 110
000228



/ L75 / L76 / 110 / 111

209893 CLUTCH BEARING RETURN

MOLA RETORNO MANCAL EMBREAGEM B111
000753



B111 /

224450 CLUTCH FORK AXLE

MOLA EIXO GARFO EMBR. 111
000816



LK141 / LK140 / 111 /

292724 SLAVE SPRING 112

MOLA SERVO 112
004454



/ T112 / K112 / R112 / R142 / T142 / F112

1.20 O'RING O'RING

1331914 O'RING

O'RING MORINGA CAMBIO S.4 =VITON=
011770



T113 / 114 / 124 / 164 / K124 / 94 / K94 / K114 /

1386454 O'RING GEAR BOX FORK

O'RING ROLETE GARFO EMBR. 94/114/24/64
008984



K124 / 94 / F94 / K94 / K114 /

1.21 PARAFUSO SCREW

394637 BOLT

PARAF. ALAV. ACION. MANCAL EMBR. 113/
011742



T113 / K113 / R113 / R143 /

1.22 PINO PIN

803433 RING CYLINDER PIN 352722

PINO CILINDRICO DO ANEL 352722
002107



/ T112 / T113 / F113 / K113 / R113 / K112 / R112
/ R142 / L113 / T142 / F112

808196 CLUTCH CYLINDER PIN 112

PINO CILINDRO EMBREAGEM 112
002196



LK141 / LK140 / T112 / T113 / F113 / R113 / K112
/ R112 / R142 / T142 / F112 / K113 / R143 / L113 /

808214 CLUTCH FORK PIN 112/3

PINO GARFO EMBREAGEM 112/3
002652



T112 / T113 / F113 / R113 / K112 / R112 / R142 /
T142 / F112 / K113 /

1.23 REPAROS DIVERSOS

REPAIR KIT

1737306 X CLUTCH RELEASER

REP. ALAVANCA ACION. MANCAL EMBR. S.4

017960
2086024 X
1545625 X
1543645 X
1479578 X
1479577 X



114 / 124 / 164 / P.G.R. / K124 / 94 / K94 / K114 /

1737306 XA CLUTCH RELEASER

REP. ALAV. ACION. EMBR. S.4 C/ATUADOR

026102
2258072 XA
2086024 XA
1545625 XA
1543645 XA
1479578 XA
1479577 XA



1737306 XP CLUTCH RELEASER

REP. ALAV. ACION. EMBR. S.4 S/PINO

026103
2086024 XP
1545625 XP
1543645 XP
1479578 XP
1479577 XP



1.24 RESERVATORIO

CONTAINERS

1379152 CLUTCH PEDAL HIDRAULIC

RESERV. CIL. HIDR. PEDAL EMBR. P93/R143

006955
1349152
1118590



T113 / R113 / R143 / P93 /

1381561 HYDRAULIC CYLINDER

RESERV. CIL. HIDR. EMBR. S.4

010697



114 / 124 / 164 / P.G.R. / 94 / F94 / K94 /

538770 HYDRAULIC CYLINDER

RESERV. CIL. HIDR. EMBR. K113/R/T112/3

001920



T112 / K112 / R112 / R142 / T142 / F112 /

1.25 RETENTOR

RETAINER

231938 OIL SEAL CRANKSHAFT

RETENTOR CAPA SECA 111/2/3

000862
369478
366303
10960



LK141 / LK140 / 110 / 111 / T112 / T113 / F113 /
R113 / K112 / R112 / R142 / T142 / F112 / K113 /

1.26 ROLAMENTO

ROLLER BEARING

133011 CLUTCH BEARING 111

ROLAMENTO EMBREAGEM 111

000206
HCS-08P06
203825



L75 / L76 / LK141 / LK140 / 110 / 111 /

14831 CLUTCH ROLLER BEARING

ROL. MANCAL EMBR. T112/R112/142

000012
390063



T112 / K112 / R112 / R142 / T142 /

215139 CLUTCH BEARING 112

ROLAMENTO MANCAL EMBREAGEM 112

000782
6014
1319737
1315927



T112 / T113 / F113 / R113 / K112 / R112 / R142 /
T142 / F112 / K113 / L113 /

355708 CLUTCH LEVER ROLLER

ROLAMENTO GARFO EMBREAGEM 113/143

007838



T112 / T113 / R113 / R112 / K113 / R143 / 114 /
124 / 164 / 94 /

1.27 ROLETE

ROLLERS

1386452 FORK SHEAVE 113

ROLETE CENTRAL GARFO MANCAL EMBR. 113
007881



K124 / 94 / F94 / K94 / K114 /

1.28 SELO

SEALINGS

304308 CLUTCH BEARING CAP

SELO CARCACA MANCAL EMBREAGEM
001393



/ T112 / R112 / K112 / F112 / T142 / R142

1.29 SERVO EMBREAGEM

CLUTCH SERVO

1421186 I CLUTCH SERVO 114

SERVO EMBR. INJETADO 114
018469
1513717 I
1469161 I
1454590 I
1367453 I



114 / 124 / 164 / P.G.R. / K124 / 94 / F94 / K94 / K114 /

1493461 CLUTCH SERVO P.G.R.T.

SERVO EMBR. P.G.R.T.
018855
2555088
1927825
1784480
1523399



PGR-OPTICRUISE C/PED /

360717 CLUTCH SERVO 100MM 112

SERVO EMBR. 100MM 112
001611
1747894



/ T112 / K112 / R112 / R142 / T142 / F112

371612 B CLUTCH SERVO 110MM

SERVO EMBR. C/ COTOV. 45 - 110MM 112/3
016462
1747895 B
1331770 B
374116 B



T112 / T113 / F113 / R113 / K112 / R112 / R142 / T142 / F112 / K113 / R143 / L113 / P93 /

371612 I CLUTCH SERVO 110MM 112/3

SERVO EMBR. 110MM 112/3
016126
1747895 I
1331770 I
374116 I



T112 / T113 / F113 / R113 / K112 / R112 / R142 / T142 / F112 / K113 / R143 / L113 / P93 /

628554 CLUTCH SERVO P.G.R.T.

SERVO EMBR. P.G.R.T.
022561
2555088
1927825
1784480
1523399



PGR-OPTICRUISE C/PED

1.30 SUPORTE

BRACKET

137316 CLUTCH SLAVE TUBE

SUPORTE FIX. ENCAN. SERVO EMBR. 112/3
003367



/ 110 / 111 / LK140 / LK141 / T112 / R112 / T142 / R142 / P93 / F113 / K113 / R113 / T113

1.31 TAMPA

COVER

1374295 RESERVOIR COVER 113

TAMPA RESERV. CIL. HIDRAUL. 113
009093
1455736
280502



T113 / F113 / R113 / K113 / R143 / L113 / P93 /

1379922 CLUTCH FRAME COVER

TAMPA CARCACA EMBREAGEM S.4
014403



114 / 124 / 164 / P.G.R. / K124 / 94 / F94 / K94 / K114 /

1397161 CLUTCH HOUSING INFERIOR

TAMPA INF. CARC. EMBR. 94I/U/H/114/24/64
007204
1771052
1740317



114 / 124 / 164 / K124 / 94 / F94 / K94 / K114 /

1796996 CLUTCH HOUSING COVER

TAMPA CARCACA EMBREAGEM P.G.R.
019597
1496152



P.G.R. / P.G.R.S. /

208198 CLUTCH HOUSING COVER

TAMPA CARCACA EMBREAGEM 112/3
000745



LK141 / LK140 / 110 / 111 / T112 / T113 / F113 / R113 / K112 / R112 / R142 / T142 / F112 / K113 /

1.32 TIRANTE

PISTON RODS

1332207 CLUTCH SERVER ROD T/

TIRANTE SERVO EMBREAGEM T/K113/R143
006319



T113 / K113 / R143 /

360799 CLUTCH SLAVE PISTON

TIRANTE SERVO EMBR. 112HW/113
002769



T112 / T113 / R113 / R112 / K113 / R143 /

1.33 TRAVA

LOCKS

388055 X LOCK SET

JG. TRAVAS COLAR EMBREAGEM 113
013766



T112 / T113 / R113 / R112 / R142 / T142 / K113 / R143 / P93 / K124 / K94 / T143 / S113 /

1.34 TUBO

TUBE

1341684 TUBE

TUBO CARCACA EMBREAGEM S.4
014655



114 / 124 / 164 / K124 / 94 / F94 / K94 / K114 /

1341685 TUBE

TUBO CARCACA EMBREAGEM S.4
014654



114 / 124 / 164 / K124 / 94 / F94 / K94 / K114 /

2.01 ALAVANCA

LEVER

8129951 V CLUTCH COMMAND LEVER

ALAV. ACION. GARFO EMBREAGEM NL10/12/
014017



FH12 / FM12 / NH12 / FM10 / NL10 / B10M / NL12 /

2.02 ANEIS DIVERSOS

RING

20851010 V SEAL

ANEL GARFO EMBREAGEM FM12/NH12/FH12

016054
20569195 V
1672952 V



2.03 ARRUELA

WASHER

20519855 V AXLE LOCK WASHER 9/16

ARRUELA TRAVA DO EIXO 9/16 VM

021606



VM /

2.04 ATUADOR

ACTUATOR

1655134 V CLUTCH EXCH

ATUADOR EMBREAGEM

004157



B7R / B10B / B10M / B7F / FM10 / NL12 / FE7
USA / NL10 / N10 / N12 / F10 / F12 / B12 / B10R /

3191965 V CLUTCH FORK BASE

ATUADOR GARFO EMBREAGEM FH/NH/FM

011035
21100 V



FH / FM / NH /

2.05 CILINDRO CYLINDER

1620462 V CLUTCH MASTER
CIL. MESTRE EMBREAGEM/NL10/12 B10M/12/
003515
8126730 V
1669488 V



B10M / NL12 / B58 / NL10 / N10 / N12 /

1628218 V CLUTCH MASTER
CIL. MESTRE EMBREAGEM FH /NH12/B12R
009624



B7R / FM7 / FH12 / FM12 / B12M / NH12 /

20553368 V CLUTCH CYLINDER VOLVO
CIL. EMBR. VOLVO VM
024837



VM17 / VM23 /

20835246 V CLUTCH MASTER
CIL. MESTRE EMBREAGEM C/ RESERV. FH12/
014970
20553587 V



FH12 / FM12 / FM9 / NH12 /

21580956 V RELEASE BEARING
CILINDRO ATUADOR FH/FM =CAMBIO
024333
21465235 V
21320923 V
20806451 V
21580977 V



FH13 / FM13 / FH12 /

3094730 V CLUTCH CYLINDER REPAIR
REP. CIL. EMBREAGEM FH12/NH12
018964



FH12 / B12M / NH12 / FM12 / B7R / FM7 /

2.06 FLEXIVEL FLEXIBLE

20443290 V CLUTCH SERVO HOSE
FLEXIVEL SERVO EMBREAGEM FH/FM =
016161



FM12 / FM9 / FH / FM / FH16 / VM /


20466644 V CLUTCH HYDRAULIC
FLEX. ACION. EMBR. FH/FH12/FM12/VM 3320MM
025596
20443292 V



20795322 V CLUTCH SERVO CYLINDER
FLEX. CIL. SERVO EMBR. VM270 3820MM
025597



353059 V CLUTCH FLEXIBLE
FLEXIVEL COMANDO EMBREAGEM
003204
6889454 V



/ B58 / B10M / FL7 / F10 / F12 / N12 USA

2.07 GARFO FORK

1667058 V CLUTCH FORK
GARFO EMBREAGEM NL10/12
009672



NL10 / NL12 / B58 / FH12 / N10 / N12 / B10M /
NH12 / B12 / B10R / B10B / FM12 / FE7 / FL7 /

20520195 V CLUTCH FORK
GARFO EMBREAGEM C/ROLETE VM
017167



VM / VM 210 4X2 /

21333869 V CLUTCH FORK W/ BEARING
GARFO EMBREAGEM C/ROLETE (MODERNO)
024138



VM /

8172031 V CLUTCH FORK
GARFO EMBREAGEM NH/FH/FM
011692



949964 V CLUTCH SLAVE FORK
HASTE SERVO EMBREAGEM
002434
1668822 V



B10M / FM10 / NL12 / N10 USA / FE7 USA / NL10
/ N10 / N12 / B7 / B12 / N12 USA / FH12 / FM12 /

2.08 MANCAL DE EMBREAGEM

CLUTCH BEARING

3192222 V CLUTCH BEARING SUP.

MANCAL EMBREAGEM FH/NH = BI-DISCO

010436
2069157 V
165843 V
3360 S
3060 S



2.09 MOLA

SPRING

82332690 V CLUTCH PEDAL SPRING FH/

MOLA RETORNO PEDAL EMBREAGEM FH/FM/

019403
82252044 V
8189666 V



FH / FM / NH /

2.10 PARAFUSO

SCREW

20519856 V SCREW HEXAGONAL 5/

PARAF. SEXT. 5,8 X 40 C/ROSCA 7/16 UNC

021646



VM /

2.11 PORCA

NUT

940157 V NUT

PORCA CAPA SECA

004067



B10M / NL12 / N10 USA / B58 / NL10 / N10 / N12 /
F10 / F12 / B12 / N12 USA / B10L / FL7 / FH12 /

2.12 PRISIONEIRO DE ACO

STEEL STUD

953499 V PRISIONER FOR CLUTCH

PRIS. PLACA EMBR. FH/FM/NL (3/8X90MM)
019742



NL10 / NL12 / B58 / FH12 / N10 / B10M / B10R / B10B / FM12 / FL7 / FL10 / FM9 / FM10 / FM7 / F10

953526 V CLAMP N12 =CURTO=

PRIS. CAPA SECA N12 =CURTO=
007078



NL12 / NL10 / N10 / N12 / F10 / F12 / FL10 /

953530 V CLAMP N12/EDC =101MM=

PRIS. CAPA SECA N12/EDC =101MM=
007079
953531 V



NL12 / NL10 / N12 /

2.13 REPARO FREIO

AIR BRAKE REPAIR KIT

271194 VP CLUTCH SERVO REPAIR

REP. SERVO EMBREAGEM N10 (PARCIAL)
014999



NL10 / NL12 / N10 / N12 / B10M / B58E /

2.14 RETENTOR

RETAINER

6882680 V CLUTCH AXLE RETAINER

RETENTOR EIXO EMBREAGEM TODOS
004051



B10M / FM10 / NL12 / B58 / NL10 / N10 / N12 / FH12 / FM12 / NH12 /

2.15 ROLAMENTO

ROLLER BEARING

20806212 V BEARING

ROL. GARFO EMBREAGEM FH/NH/FM
011688



FH16 / FM7 / FH12 / FH / FM / FM12 / FM9 / B12M / NH12 / B12B / VM /

20806212 VX BEARING

REP. ROL. GARFO EMBREAGEM FH/NH/FM
017640



2.16 SERVO EMBREAGEM

CLUTCH SERVO

1000443286AM CLUTCH SERVO FH/FM

SERVO EMBR. FH/FM
026024
85008040 V
23105541 V
23105448 V
22085058 V
22085052 V



FH / FM

1069205 VI CLUTCH SERVO FH 12

SERVO EMBR. FH12 (P/VEIC. IMP.) =
016820



FM10 / NL12 / NL10 / FH12 / FM12 / NH12 /

1655639 V CLUTCH SERVO N/NL10/12/

SERVO EMBR. N/NL-10/12/B10/58 =80MM
003254
1673067 V



B10M / NL12 / NL10 / N10 / N12 / B58E /

1671953 VI CLUTCH SERVO B7R/B10R/

SERVO EMBR. B7R/B10R/B10M/EDC =
016822
85003219 VI
1668501 VI
1521371 VI
1655435 VI



FH IMPORTADO / VM 270 /

8171720 I CLUTCH SERVO FH/FM/

SERVO EMBR. =HASTE CURTA= FH/FM/NH12/
017175
20524584 VI
K628492AM I
1672129 I



FH12 / FM12 / NH12 / VM 310 / VM 330 /

8171721 VI CLUTCH SERVO NH/FN/FH12

SERVO EMBR. =HASTE LONGA= NH/FM/FH12
017176
22317371 VI
20524585 VI
3192126 VI



FH16 / FM10 / FM7 / FH12 / FM12 / FM9 / B12M /
NH12 / B12B / FH IMPORTADO /

85002040 V CLUTCH SERVO DAF

SERVO EMBREAGEM FH/FM
024760
85008040 V
23105541 V
23105448 V
22085058 V
22085052 V



FH / FM /

2.17 TRAVA

LOCKS

3192219 V COLAR CLUTCH LOCK SET

JG. TRAVAS COLAR EMBREAGEM FH/NH/FM
010435



FH / FM / NH /

3.01 ANEL TRAVA LOCK RING

2T2141231A CLUTCH BEARING LOCK

ANEL TRAVA ROL. EMBREAGEM
018071



26.260 CONSTELLATION / 31.260
CONSTELLATION / 31.320E CONSTELLATION /

3.02 ARRUELA WASHER

TJG141867 AXLE LOCK WASHER 9/16

ARRUELA TRAVA DO EIXO 9/16
005068
3001709
2RD141867



17.250E / 12.170BT / 12.180 / 13.170 / 13.180 /
13.190 / 14.150 / 15.180 / 14.170BT / 14.180 / 14.

3.03 BUCHAS DIVERSAS BUSHING ALL TYPE

2T2141197 BUSHING

BUCHA COROA GARFO EMBREAGEM
017868



13.180E CONSTELLATION / 15.180E
CONSTELLATION / 17.250E CONSTELLATION /

2T2141197A CLUTCH FORK BUSHING

BUCHA GARFO EMBREAGEM
017869



15.180EOD / 15.190EOD / 13.180E
CONSTELLATION / 15.180E CONSTELLATION /

TE3141869 CLUTCH FORK SHAFT

BUCHA EIXO DO GARFO EMBREAGEM
005067
TJG141869



12.170BT / 12.180 / 14.150 / 14.170BT / 14.180 /
14.220 / 16.170 / 16.180CO / 16.210CO / 16.220 /

3.04 CILINDRO CYLINDER

2P0721405 CLUTCH CYLINDER VW

CIL.ACION.EMBR.VW
025296



17.210E OD / 15.180E OD / 15.190E OD /

2T2721261F CLUTCH CYLINDER 36MM

CIL. EMBR. DIAM. 36MM CONSTELLATION
018861
2T2721261C
2T2721261



26.260 CONSTELLATION / 31.260
CONSTELLATION / 31.320E CONSTELLATION /

2VB721405 CLUTCH MASTER

CIL. MESTRE EMBREAGEM
013494



7.100 / 8.140CO / 8.140CE / 24.250 / 40.300 / 24.
220 / 7.110 / 17.210 / 17.220 / 17.300 / 26.300 /

2Z0721885 CLUTCH CYLINDER MBB (NO

CARCACA CIL.LONGO SERVO EMBR.MBB.S/
022953



15.190E OD MWM EURO 3 / 17.210E OD MWM
EURO 3 / 17.260EOT / 18.320EOT / 15.180E OD

K033409 CLUTCH CYLINDER 36MM

CIL.ACION.EMBR.DIAM.36MM.CONSTEL.HASTE
018730
2T2721261C
2T2721261



26.260 CONSTELLATION / 31.260
CONSTELLATION / 31.320E CONSTELLATION /

K033411 CLUTCH CYLINDER 36MM

CIL.ACION.EMBR.36MM.CONSTEL.HASTE
019631
2S2721261B



13.180E CONSTELLATION / 15.180E
CONSTELLATION / 17.250E CONSTELLATION /

RCCE00297 CLUTCH MASTER

CIL. MESTRE EMBREAGEM DIAM. 22,22MM
022625
TE3721405
TAR721405



12.140H / 14.150 / 14.220 / 16.210 / 16.220 / 24.
250 / 35.300 / 14.200 / 16.170 / 16.220 LEITO /

RCCE00440 CLUTCH AUX. CYLINDER

CILINDRO AUX. EMBREAGEM
023654
TAP721261



7.100 / 8.100 / 8.140 / 8.140CO / 8.140CE / L.80 /
12.140T / 8.140CKD / 12.140 / 7.110 / 8.150 / 7.

3.04 CILINDRO

CYLINDER

RCCE00700 CLUTH MASTER CYLINDER

CIL. MESTRE EMBREAGEM
023771



7.100 / 8.140CO / 8.140CE / 24.250 / 40.300 / 24.220 / 7.110 / 17.210 / 17.220 / 17.300 / 26.300 /

TF3721405 CLUTCH MASTER

CIL. MESTRE EMBREAGEM DIAM. 22,22MM
004560
TE3721405
TAR721405



12.140H / 14.150 / 14.220 / 16.210 / 16.220 / 24.250 / 35.300 / 14.200 / 16.170 / 16.220 LEITO /

3.05 EIXO

AXLE

2RM141863 CLUTCH FORK SHAFT

EIXO GARFO EMBREAGEM =COMPR. 188,
018185



23.220 / 17.220 /

2S0141707 CLUTCH FORK SHAFT

EIXO GARFO EMBREAGEM =COMPR. 188,
018193



13.170E / 15.170E / 15.190E / 15.180E / 13.180E /

2U0141701B CLUTCH FORK SHAFT

EIXO GARFO EMBREAGEM =COMPR. 188,
018195



26.260E / 31.260E /

TE3141865 CLUTCH FORK AXLE

EIXO GARFO EMBREAGEM
005066



/ 14.210 / 16.210

TJG141865 SMALL CLUTCH FORK

EIXO GARFO EMBREAGEM PEQUENO
005063



/ 17.250E / 12.170BT / 12.180 / 13.170 / 13.180 / 13.190 / 14.150 / 15.180 / 14.170BT / 14.180 / 14.180 /

3.06 FLANGE

FLANGE

2T2141255 CLUTCH FORK FLANGE

FLANGE GARFO EMBREAGEM
018194



26.260 CONSTELLATION / 31.260 CONSTELLATION / 31.320E CONSTELLATION /

3.07 GARFO

FORK

2RM141861 CLUTCH FORK

GARFO EMBREAGEM C/ROLETE
005061



12.170BT / 12.180 / 14.150 / 14.170BT / 14.180 / 14.220 / 16.170 / 16.220 / 16.300 / 17.210OD / 24.

2S2141719A CLUTCH FORK

GARFO EMBREAGEM C/ROLETE (MODERNO)
014681
125731
2S2141719D



12.170BT / 12.180 / 14.150 / 14.170BT / 14.180 / 14.220 / 16.170 / 16.220 / 16.300 / 17.210OD / 24.

2T0141707B FORK CLUTCH BEARING

MANCAL ROLAMENTO GARFO EMBREAGEM
017832
2T2141707B
2T2141707A



19.320E CONSTELLATION / 19.370 CONSTELLATION / 25.370E CONSTELLATION /

2T2141719 CLUTCH FORK

GARFO EMBREAGEM C/ ROLETE
017751
2T2141719A
2T2141719E
2T2141719D



13.180E CONSTELLATION / 15.180E CONSTELLATION / 17.250E CONSTELLATION /

3.07 GARFO FORK

2T2141719B CLUTCH ACTIVATION

GARFO EMBREAGEM
017116



26.260 CONSTELLATION / 31.260
CONSTELLATION / 31.320E CONSTELLATION /

TJG141861 CLUTCH FORK

GARFO EMBREAGEM
005060
2RP141861A
2RP141861



14.150 / 14.220 / 16.170 / 16.180CO / 16.210CO /
16.220 / 16.300 / 17.210OD / 24.250 / 35.300 / 16.

TPH141857 X CLUTCH FORK W/ PIN

GARFO EMBREAGEM C/PINO
015359
2R0141719A X



7.100 / 8.100 / 8.140 / 8.140CO / 8.140CE / L.80 /
12.140T / 7.110 / 8.150E / 8.150 / 7.120 / 8.120 /

3.08 HASTE ROD

2RP141147 CLUTCH CYLINDER ROD

HASTE CILINDRO EMBREAGEM
005058
2RP721263



16.180CO /

2VB721205 CLUTCH CYLINDER ROD

HASTE ACION. CIL. MESTRE EMBR.
005143



/ 7.100 / 8.120 / 8.140CO / 8.140CE / 8.150 / 9.
150 / 13.150 / 16.180CO / 16.210CO / 7.110 / 7.

3.09 MANCAL DE EMBREAGEM CLUTCH BEARING

2T2141165H CLUTCH BEARING VW

MANCAL EMBREAGEM CONSTELLATION
014506
3397
1428
1426 R
2T2141165



24.250 / 13.180 / 15.180 / 17.250 /

2T2141165K CLUTCH BEARING VW

MANCAL EMBREAGEM CONSTELLATION
019466



17.230 ONIBUS / 17-280 CONSTELLATION
ADVANTECH / 17.230 OMD / 24-280

T13141161 CLUTCH BEARING =WITH

MANCAL EMBREAGEM C/CUBO E ROLAM.
004084
3362 S
1323 R
125800 E



11.130 / 13.130 / 14.140 / 11.140 / 12.140 / 7.110 /

TEG141165 CLUTCH BEARING

MANCAL EMBREAGEM C/ROLAMENTO
004082
125802 E
2R0141165
2R0141165A
L5535



7.100 / 8.100 / 8.140 / L.80 / 7.110 / 8.150E / 8.
150 / 9.150E / 8.120 / 9.150OD / 8.120OD / 9.

TEG141165 F CLUTCH BEARING

MANCAL EMBREAGEM C/ROLAMENTO
022526



7.100 / 8.100 / 8.140 / L.80 / 7.110 / 8.150E / 8.
150 / 9.150OD / 8.120OD / 9.150EOD / 6.140 / 7.

3.10 PINO PIN

TJG141883 PIN

PINO ESFERICO GARFO EMBREAGEM
011201
2R0311613



7.100 / 8.100 / 8.140 / 8.140CO / 8.140CE / L.80 /
12.140T / 8.140CKD / 12.140H / 7.110 / 8.150 / 7.

3.11 RETENTOR

RETAINER

2T0301457 RETAINER

RETENTOR EIXO EMBREAGEM

018429
0634307367
212001319



18.310 / 19.320E CONSTELLATION / 19.370
CONSTELLATION / 25.370E CONSTELLATION /

3.12 ROLAMENTO

ROLLER BEARING

357607 BEARING CLUTCH VW

MANCAL EMBREAGEM VW

019033
02991380
3371 S
1380 R



6.90 / 7.90S / 6.80 /

T13141173 CLUTCH BEARING =

ROLAMENTO EMBREAGEM =S/CUBO=

006158
537166
1005 R
HCS-08P04



7.100 / 8.100 / 8.140 / 12.140T / 12.140H / 7.110S
/ 11.130 / 13.130 / 14.140 / 11.140 / 12.140 / 8.150

3.13 SERVO EMBREAGEM

CLUTCH SERVO

2R0721257 CLUTCH SERVO (NO)

SERVO EMBR. S/ IND. DESGASTE

022859
2Z0721257



17.260EOT / 18.320EOT / 15.180E OD MWM
EURO 3 / 15.190E OD MWM EURO 3 / 17.210E

2R2721257B CLUTCH SERVO 83MM

SERVO EMBR. MID 83MM =ROSCA M12X1.5=

022559
2R2721257
2R2721257A



26.260 CONSTELLATION / 31.260
CONSTELLATION / 31.320E CONSTELLATION /

2V5721261B CLUTCH SERVO VW

SERVO EMBREAGEM VW

027319



2Z0721261A CLUTCH SERVO LONG

SERVO EMBR. CANECA LONGA =WABCO=

022536
2W0721263A



15.180EOD / 15.190EOD / 17.210E OD / 16.
270CO / 17.240CO / 17.260CO /

0501008846 CLUTCH SERVO LONG

SERVO EMBR. CANECA LONGA =WABCO=

022870
2W0721263A



15.180EOD / 15.190EOD / 17.210E OD / 16.
270CO / 17.240CO / 17.260CO

9700511000 CLUTCH SERVO LONG

SERVO EMBR. CANECA LONGA =WABCO=

017565
2W0721263A



15.180EOD / 15.190EOD / 17.210E OD / 16.
270CO / 17.240CO / 17.260CO

9700511280 A CLUTCH SERVO 110M

SERVO EMBR. 110MM TIPO WABCO

013189
2W0721257 A



16.180CO / 16.210CO / 17.210OD / 24.250 / 40.
300 / 15.180EOD / 15.190EOD / 24.220 / 18.310 /

9700511630 CLUTCH SERVO (NO)

SERVO EMBR. S/ IND. DESGASTE

014801
2Z0721257



16.180CO / 16.210CO / 17.210OD / 24.250 / 40.
300 / 15.180EOD / 15.190EOD / 24.220 / 18.310 /

K045092

SERVO MID 83MM =ROSCA M12X1.5=

024302
2R2721257
2R2721257A



26.260 CONSTELLATION / 31.260
CONSTELLATION / 31.320E CONSTELLATION /

TAR721257 A CLUTCH SERVO 110M

SERVO EMBR. 110MM TIPO WABCO

013191
2W0721257 A



16.180CO / 16.210CO / 24.250 / 40.300 / 15.
180EOD / 15.190EOD / 24.220 / 18.310 / 26.260 /

4.01 ARRUELA WASHER

374049S2 AXLE LOCK WASHER 9/16

ARRUELA TRAVA EMBR. 9/16
021115



1317E 4X2 / 1517E 4X2 / 1717 4X2 / 1717E 4X2 /
4432E 4X2 / 2632E 6X4 / 2932E 6X4 / 5032E 6X4

4.02 BUCHAS DIVERSAS BUSHING ALL TYPE

XC457N620AA CLUTCH FORK SHAFT

BUCHA EIXO DO GARFO EMBREAGEM
020896



1415CUM / 1215CUM / 1617 / 1722 / 1622 / 1422 /
3224 / 1621 BR / 1721 BR / 1217 CUMMINS / 1417

4.03 CILINDRO CYLINDER

88HU7A508BA CYLINDER CLUTCH AUX.

CIL. AUX. EMBREAGEM
022775



CARGO 1215 / CARGO 1415 / CARGO 1218 /
CARGO 1418 / CARGO 1615 / CARGO 1313 /

BC457A543AA CLUTCH CYLINDER W/

CIL. ACION. EMBREAGEM C/RESERV. FORD
019621
BC457A543AB



2629 6X4 / 1519 4X2 / 1723 4X2 / 1933 4X2 /
2429 6X2 / 2423 6X2 / 1722 4X2 / 1932 4X2 /

K043961 CLUTCH CYLINDER W/

CIL. EMBR. C/ RESERV. =FORD=
019620
BC457A543AB



2629 6X4 / 1519 4X2 / 1723 4X2 / 1933 4X2 /
2429 6X2 / 2423 6X2 / 1722 4X2 / 1932 4X2 /

RCCE00181 CYLINDER CLUTCH AUX.

CIL. AUX. EMBREAGEM
019223



CARGO 1215 / CARGO 1415 / CARGO 1218 /
CARGO 1418 / CARGO 1615 / CARGO 1313 /

RCCE00440 CLUTCH AUX. CYLINDER

CILINDRO AUX. EMBREAGEM
023654



F14000HD / F12000L

4.04 EIXO AXLE

C1TT7590A SMALL CLUTCH FORK

EIXO GARFO EMBREAGEM PEQUENO
021334



1415CUM / 1215CUM / 1421 / 1621 / 1617 / 2626 /
4031 / 2422 / 3222 / 1419 / 2322 / 5031 / 1415FNH

4.05 GARFO

FORK

2RM141861 CLUTCH FORK

GARFO EMBREAGEM C/ROLETE
005061



2421 / 2622 / 2626 / 4031 / 3222 / 4432E 4X2 /
1722E 4X2 / 2628E 6X4 / 2622E 6X4 / 2422E 6X2

88HU7541AA CLUTCH FORK

GARFO EMBREAGEM
021304



1415CUM / 1215CUM / 1617 / 1722 / 2622 / 2422 /
1622 / 1419 / 2322 / 1415FNH / 3530 / 1215 FNH /

BG1X7544AA

GARFO EMBREAGEM C/ROLETE
024697



BG9X7544AA CLUTCH FORK WITH

GARFO EMBREAGEM C/ROLETE (MODERNO)
020407



2421 / 1722 / 1731 / 2622 / 2626 / 2631 / 4031 /
2422 / 3222 / 4331 / 1630 / 1622 / 2425 / 1422 /

TPH141857 X CLUTCH FORK W/ PIN

GARFO EMBREAGEM C/PINO
015359



815 / 915 / 815E / F4000 4BT CUMMINS TURBO
4BT / 814 / F14000HD MWM X10 / F12000L MWM

4.06 MANCAL DE EMBREAGEM

CLUTCH BEARING

BE2Y7548A CLUTCH ROLL BEARING

MANCAL EMBREAGEM C/ROLAMENTO
021554
82TU7548A



F14000HD / F12000L / F4000 MWM 229 / F12000 /
F14000 / F16000 / FT7000 / F7000 / F19000 /

TEG141165 CLUTCH BEARING

MANCAL EMBREAGEM C/ROLAMENTO
004082
82TU7548A



F14000 / F16000 / FT7000 / F7000 / F19000 /
F21000 / F13000 / F4000 / F11000 / F600 / 1113 /

4.07 PARAFUSO

SCREW

00181139 SCREW HEXAGONAL 5/

PARAF. SEXT. 5.8 X 40 C/ROSCA 7/16 UNC
021612



1415CUM / 1417 / 1215CUM / 1617 / 1722 / 1622 /
1422 / 3224 / 3530 / 1217 CUMMINS / 1417

4.08 PINO

PIN

TAAA7522A PIN

PINO ESFERICO GARFO EMBREAGEM
022316



815 / F14000HD / 915 / 814/815(96/...) / 815E /
712 / 815S / F4000 4BT CUMMINS TURBO 4BT /

4.09 SERVO EMBREAGEM

CLUTCH SERVO

9700511200 CLUTCH SERVO LONG

SERVO EMBR. CANECA LONGA =BASE
019385



2429 6X2 / 1722 4X2 / 2428 6X2 / 2422 6X2 /
2629 6X4 / 2628 6X4 / 2622 6X4 / 2623 6X4

9700511280 A CLUTCH SERVO 110M

SERVO EMBR. 110MM TIPO WABCO
013189



2622 / 2626 / 2631 / 4031 / 2422 / 4331 / 2425 /
4030 / 2630 / 5031 / 2831 / 4432E 4X2 / 1722E

9700511630 CLUTCH SERVO (NO

SERVO EMBR. S/ IND. DESGASTE
014801



2622 / 2626 / 2631 / 4031 / 2422 / 3222 / 4331 /
2425 / 4030 / 2630 / 3224 / 5031 / 2831 / 4432E

BC457K626AB CLUTCH SERVO LONG

SERVO EMBR. CANECA LONGA =BASE
022857



2429 6X2 / 1722 4X2 / 2428 6X2 / 2422 6X2 /
2629 6X4 / 2628 6X4 / 2622 6X4 / 2623 6X4 /

XC457K626AA A CLUTCH SERVO 110M

SERVO EMBR. 110MM TIPO WABCO
013192



2626 / 2631 / 4031 / 4331 / 2425 / 4030 / 2630 /
5031 / 2831 / 4432E 4X2 / 1722E 4X2 / 2628E

5.01 CILINDRO

CYLINDER

41211005 CLUTCH CYLINDER W/
CIL. EMBR. C/ RESERV. EUROTECH/STRALIS
017550
41285355



EUROCARGO / EUROTRAKKER / EUROTECH /

41211007 C CLUTCH CYLINDER W/
CIL. EMBR. C/ RESERV. E SENSOR STRALIS/
018092
41285311 C



STRALIS / NOVO STRALIS / TRAKKER / NOVO TRAKKER /

41285167 CLUTCH CYLINDER W/
CIL. ACION. EMBR. N. TRACKER
024217
41285278



NOVO TRAKKER /

4854828 CLUTCH CYLINDER
CIL. EMBREAGEM TECTOR/EUROCARGO
025927



EUROCARGO / ONIBUS CC118E20 GNC / ONIBUS CC118E22 / ONIBUS CC170E22 /

580131365 CLUTCH SERVO MID
CIL. ACION. EMBREAG. C/SENSOR
023181



CURSOR / NOVO STRALIS / NOVO TRAKKER / TECTOR /

5801446200 CLUTCH CYLINDER W/
CIL. EMBR. C/SENSOR /TECTOR /EUROCARGO
024330



TECTOR / NOVO STRALIS / NOVO TRAKKER / CURSOR /

KN38014A1 CLUTCH CYLINDER TECTOR/
CIL. EMBREAGEM TECTOR/EUROCARGO
026488



EUROCARGO / TECTOR / ONIBUS CC118E20 GNC / ONIBUS CC170E22 / ONIBUS CC118E22

SM1PLC CLUTCH CYLINDER W/
CIL. EMBR. C/SENSOR /TECTOR /EUROCARGO
027000



NOVO STRALIS / NOVO TRAKKER / CURSOR / TECTOR

5.02 GARFO

FORK

503120986 CLUTCH FORK W/ BEARING
GARFO EMBREAGEM C/ROLETE
024699



5.03 MANCAL DE EMBREAGEM

CLUTCH BEARING

0012502215 CLUTCH BEARING IVECO /
MANCAL EMBREAGEM MERCEDES
019155
7144597
7138964



EUROCARGO E160 E21 / 8060 45A

504237895 CLUTCH BEARING VW
MANCAL EMBREAGEM VW
024747
504385080



7145819 CLUTCH BEARING =WITH
MANCAL EMBREAGEM =C/ CUBO E ROLAM.=
019182



120E15 /

5.04 ROLAMENTO

ROLLER BEARING

806045A CLUTCH BEARING IVECO/
ROLAMENTO EMBREAGEM IVECO
019181
7144597
7138964



5.05 SERVO EMBREAGEM CLUTCH SERVO

1000189793 CLUTCH SERVO 80MM

SERVO EMBR. 80MM VERTIS
021654
5949890257



VERTIS

41035648 CLUTCH SERVO IVECO

SERVO EMBREAGEM STRALIS
023861



EUROCARGO / NOVO STRALIS / STRALIS /
CURSOR / EUROTRAKKER / NOVO TRAKKER /

41035649 CLUTCH SERVO IVECO

SERVO EMBR. N.STRALIS/N.TRAKKER 3
017157
5802192366
98438178
98420498
41035647
41035502



EUROCARGO / NOVO STRALIS / STRALIS /
CURSOR / EUROTRAKKER / NOVO TRAKKER /

42568691 CLUTCH SERVO IVECO

SERVO EMBREAGEM =STRALIS=
024573
42569800
42561466
42560762



NOVO STRALIS / NOVO TRAKKER /

500398367 CLUTCH SERVO MID

SERVO MID EUROCARGO/TECTOR
024266
5801446199
504060023



CC118 E22 ONIBUS / CC170 E22 ONIBUS /
EUROCARGO / TECTOR / CC118 E20 ONIBUS /

5801314040 CLUTCH SERVO IVECO

SERVO EMBR. IVECO NOVO STRALIS 410/460
017158
5801591678



NOVO STRALIS /

5801784907 CLUTCH SERVO 80MM

SERVO EMBR. 80MM VERTIS
021653
5949890257



130V18 VERTIS CAMINHAO 4X2 / 130V19
VERTIS CAMINHAO ECOLINE 4X2 / 90V16

9700511630 CLUTCH SERVO (NO

SERVO EMBR. S/ INJ. DESGASTE
014801



NOVO STRALIS / STRALIS

9700512270 CLUTCH SERVO IVECO

SERVO EMBR. IVECO N. STRALIS 410/460 =
015449
5801591678



NOVO STRALIS

9700512270 C CLUTCH SERVO HOUSING

CIL. SERVO EMBR. STRALIS 410/460
016534



NOVO STRALIS / NOVO TRAKKER

K002173 CLUTCH SERVO FOR IVECO

SERVO EMBR. STRALIS
023733



EUROCARGO / NOVO STRALIS / STRALIS /
CURSOR / EUROTRAKKER / NOVO TRAKKER /

K004297 A CLUTCH SERVO IVECO

SERVO EMBR. N.STRALIS/N.TRAKKER 3
022563
5802192366
98438178
98420498
41035647
41035502



EUROCARGO / NOVO STRALIS / STRALIS /
CURSOR / EUROTRAKKER / NOVO TRAKKER /

K004297 C CLUTCH SERVO HOUSING

CIL. SERVO EMBR. STRALIS =KNORR=
016533



EUROCARGO / NOVO STRALIS / STRALIS /
CURSOR / EUROTRAKKER / NOVO TRAKKER /

K013727N50 CLUTCH SERVO VT. N.

SERVO EMBREAGEM VT N.STRALIS/N.
024720
42569800
42561466
42560762



NOVO STRALIS / NOVO TRAKKER

6.01 CILINDRO

CYLINDER

0012955906 CLUTCH MASTER

CIL. MESTRE EMBREAGEM L1929/35/38/41/
012523



L1938 / L709 / L912 / L812 / L1935 / L1941 /
L1929 / LK1929 /

0014321005 CLUTCH CYLINDER MBB (NO

CARCACA CIL.LONGO SERVO EMBR.MBB S/
022954



LS1935 / LS1941 / O371 RS / O371 RSD / O371
RSE / O371 RSL / O400 / O400 RS / O400 RSD /

0022950806 CLUTCH MASTER

CIL. MESTRE EMBREAGEM ATEGO =MBB=
017903



ATEGO1418 / ATEGO1718 / ATEGO1725 /
ATEGO2425 / ATEGO1728 / ATEGO2428 /

0022951607 CLUTCH CYLINDER ACCELO

CIL.ACION.EMBR.ACCELO 712/715
024356



ACCELO715C / 712 /

0022959106 CLUTCH MASTER

CIL. MESTRE EMBREAGEM =MBB= AXOR
017902
0012959106



L1620 / ATEGO1315 / ATEGO1418 / ATEGO1518
/ ATEGO1419 / AXOR /

3452957006 CLUTCH MASTER

CIL. MESTRE EMBREAGEM 370/371/OF1318
012517
RCCE00238



L709 / L812 / L912 / L1929 / L1935 / L1938 /
L1941 / LK1929 /

3842957006 CLUTCH MASTER

CIL. MESTRE EMBREAGEM 371/OH1419/1420
012516



L1214 / L1418 / L1618 / L1620 / LK1618 / O371 /
OH1419 / OH1420 /

3862957007 CLUTCH MASTER

CIL. MESTRE EMBREAGEM L/LK/LS1621
012524



L1618 / L1620 / L1621 /

3882957006 CLUTCH MASTER

CIL. MESTRE EMBREAGEM L/LS/LK1929/35/41
012525



LK1935 / LK1941 / LS1929 / LS1935 / LS1941 /
L1935 / L1941 / L1929 / LK1929 /

9792950006A CLUTCH CYLINDER MBB

CIL. EMBR. MBB-915/1016
024835
9792950006



915 / ATEGO1016 /

9792950106 CLUTCH CYLINDER MBB-LO

CIL. EMBR. MBB-LO 815/LO 916
024836



LO916 / LO815 /

A3842950006 CLUTCH MASTER

CIL. MESTRE EMBREAGEM MBB
018810
3842950006



OF1721 / OH1518 / OH1621 L / OF1418 / OF1722 /
O500 / O500 R / O500 U / OF1417 / OF1218 / O500

KN28031B1 CLUTCH CYLINDER ACCELO

CIL.ACION.EMBR.ACCELO 712 /715
024357



712 / ACCELO715C

RCCE00122 CLUTCH MASTER CYL

CIL. MESTRE EMBR.L1929/35/38/41/LS1625/30/
025422



L709 / L812 / L912 / L1929 / L1935 / L1938 /
L1941 / LK1929

RCCE00319 CLUTCH MASTER CYL. L/LK/

CIL. MESTRE EMBREAGEM L/LK/LS1621
026379



L1618 / L1620 / L1621

RCCE00335 CLUTCH MASTER CLY. 371/

CIL. MESTRE EMBR. 371/OH1419/1420
026095



L1214 / L1418 / L1618 / L1620 / LK1618 / O371 /
OH1419 / OH1420

RCCE00361 CLUTCH MASTER CLY. L/LS/

CIL. MESTRE EMBREAGEM L/LS/LK1929/35/41
026392



LK1935 / LK1941 / LS1929 / LS1935 / LS1941 /
L1935 / L1941 / L1929 / LK1929

6.02 FLEXIVEL

FLEXIBLE

3092950035 CLUTCH PEDAL FLEXIBLE

FLEXIVEL PEDAL EMBREAGEM
027007



6.03 MANCAL DE EMBREAGEM

CLUTCH BEARING

0012500615 BEARING CLUTCH

MANCAL EMBREAGEM MERCEDES
019164
3388 S
1378 R



2638S / AXOR3344 / AXOR4144 / AXOR3341 /
AXOR4141 / AXOR2640 / AXOR2644 / AXOR3340

0012500615 P CLUTCH BEARING

MANCAL EMBREAGEM MERCEDES
022494
3388 P
1378 P



2638S / 1935 / 1941 / 1936 / 2625 / 2635 /
AXOR4144 / AXOR3341 / AXOR4141 / AXOR3340

0012500815 BEARING CLUTCH

MANCAL EMBREAGEM MERCEDES
019141
0002509515
3326 S
1326 R



LO812 / LO814 / 809 / 608 / 709 / LO610 / LO914 /
812 / 912 / 914 / LO712 / 609 / LN710 / LO715 /

0012502215 CLUTCH BEARING IVECO /

MANCAL EMBREAGEM MERCEDES
019155
125807 E
3325 S
1320 R



OF1113 / OF1721 / OH1318 / OH1418 / OH1420 /
OH1421 L / OH1621 L / 1218 / 1418 / 1721 /

0012509215 CLUTCH BEARING FOR

MANCAL EMBREAGEM MERCEDES
019169
0022503215
125653 I
3346 S
3345 S
1321 R



O400 RSD / O371 RS / O371 RSD / O371 RSL /
O400 UP / OH1635 L / OH1636 L / O400 SER /

0022504115 P BEARING CLUTCH

MANCAL EMBREAGEM MERCEDES
022493
0022506715 P
0022504715 P
125634 P
10203 P
3377 P
1356 P



O400 RSD / O500 R / 1938S / 1944S / 1634 / 2038 /
1938 / 1944 / O500 RSD / 2726 / AXOR1933 /

0022504615 CLUTCH BEARING

MANCAL EMBREAGEM MERCEDES
019019
3812500415
0012509315
0002504615
3324 S
1305 R



1117 / 1118 / 1518 / 1218 / 1418 / 1314 / 1318 /
1214 / 1414 / 1614 / 1618 / 2314 / 2218 / 2418 /

0022506315 CLUTCH BEARING M. BENZ

MANCAL EMBREAGEM 0-500 MERCEDES
022771
3390



0002506415 CLUTCH BEARING

MANCAL EMBREAGEM MBB
024774
3327



3082507215 CLUTCH BEARING

MANCAL EMBREAGEM MERCEDES
019016
3082507015
0002504015
0002503715
0002503115
0002501705
3310 S



OF1114 / OF1314 / OH1316 / O362 / O364 / 1518 /
1514 / 608 / 2216 / 1516 / L608D / L708D / 1513 /

3212500515 CLUTCH BEARING

MANCAL EMBREAGEM MERCEDES =ALTO=
019028
3522500115
3402500215
3358 S
1300 R
3522500515



OF1113 / OF1313 / OF1114 / OF1314 / OH1313 /
OH1314 / OH1316 / O362 / O364 / 1518 / 1514 /

3212501315 CLUTCH BEARING

MANCAL EMBREAGEM MERCEDES =BAIXO=
019031
3452500215
1312 R



OF1113 / OF1313 / OF1114 / OF1314 / OH1313 /
OH1314 / OH1316 / O362 / O364 / O365 / 1518 /

6.04 ROLAMENTO

ROLLER BEARING

3082547020 CLUTCH BEARING =

ROLAMENTO EMBREAGEM =S/CUBO=
019179



808 / 809 / 709 / 813 / 913 / 1322 / 1413 / 1417 /
1513 / 1313 / 1113 / 608 D / 811 / 911 B / 1813

3452547020 CLUTCH BEARING

MANCAL EMBREAGEM MERCEDES
019022
3123198001
0002540020
1007 R



OF1113 / OF1313 / OF1114 / OF1314 / OH1313 /
OH1314 / OH1316 / O362 / O364 / O365 / 1518 /

6.05 SERVO EMBREAGEM

CLUTCH SERVO

0012955607 A CLUTCH SERVO 110M
SERVO EMBR. 110MM TIPO WABCO
013190




L2325 / L2635 / LK2325 / LS1625 / LS1630 /
LS1932 / LS1933 / LS1934 / LS1935 / LS1941 /

0002500062 CLUTCH SERVO =ACTROS=
SERVO EMBR. MOD. ELETRONICO =ACTROS=
022551
0002500562



ACTROS 2546 / ACTROS 2646 / ACTROS 2655 /
ACTROS 4844 /

0002500062 P REPAIR KIT CLUTCH
REP. SERVO EMBR. ACTROS =PARCIAL=
022911
0002500562 P



ACTROS 2546 / ACTROS 2646 / ACTROS 2655 /
ACTROS 4844 /

0002500062 R REPAIR KIT CLUTCH
REP. SERVO EMBR. ACTROS
022910
0002500562 R



ACTROS 2546 / ACTROS 2646 / ACTROS 2655 /
ACTROS 4844 /

0002540047 CLUTCH SERVO LONG
SERVO EMBR. =LONGO=
023338



1938S / 1944S / 2638S / O500 RSD /

0002540147 SERVO CLUTCH O-500
SERVO EMBR. O-500 TIPO WABCO
025423



OF1721 / OF1418 / OF1722 / OF1417 / O500 M /

9700510010 CLUTCH SERVO =ACTROS=
SERVO EMBR. MOD. ELETRONICO =ACTROS=
019441
0002500562



ACTROS 2546 / ACTROS 2646 / ACTROS 2655 /
ACTROS 4844 /

9700510010 C CLUTCH SERVO =ACTROS=
CIL. SERVO EMBR. MOD. ELETRONICO =
023731




ACTROS 2546 / ACTROS 2646 / ACTROS 2655 /
ACTROS 4844 /

9700510010 CN REPAIR KIT CLUTCH
REP. SERVO EMBR. ACTROS
023811
0002500562 R



ACTROS 2546 / ACTROS 2646 / ACTROS 2655 /
ACTROS 4844 /

9700510010 P REPAIR KIT CLUTCH
REP. SERVO EMBR. ACTROS =PARCIAL=
019350
0002500562 P



ACTROS 2546 / ACTROS 2646 / ACTROS 2655 /
ACTROS 4844 /

9700510010 R REPAIR KIT CLUTCH
REP. SERVO EMBR. ACTROS
018675
0002500562 R



ACTROS 2546 / ACTROS 2646 / ACTROS 2655 /
ACTROS 4844 /

9700511280 A CLUTCH SERVO 110M
SERVO EMBR. 110MM TIPO WABCO
013189



L1620 / L2325 / L2635 / LK2325 / LS1625 /
LS1630 / LS1932 / LS1933 / LS1934 / LS1935 /

9700511630 CLUTCH SERVO (NO
SERVO EMBR. S/ IND. DESGASTE
014801
0002950718



L1620 / L2325 / L2635 / LK2325 / LS1625 /
LS1630 / LS1932 / LS1933 / LS1934 / LS1935 /

9700511640 CLUTCH SERVO LONG
SERVO EMBR. CARCACÁ LONGA TP WABCO
014576
0002951318



O400 RS / O400 RSD / O400 RSL / O371 RS /
O371 RSD / O371 SRE / O400 / O400 UP /

9700511900 CLUTCH SERVO O-500
SERVO EMBR. O-500 TIPO WABCO
018755



OF1721 / OF1418 / OF1722 / OF1417 / O500 M /

9700514310 CLUTCH SERVO (LONG)
SERVO EMBR. =LONGO=
014802



1938S / 1944S / O500 RSD / AXOR1933 /
AXOR2036 / AXOR2541 / AXOR2041 / 2638B /

DCB0002950718 CLUTCH SERVO (NO
SERVO EMBR. S/ IND. DESGASTE
022858
0002950718



LS1935 / LS1941 / O400 RS / O400 RSD / O400
RSL / O371 RS / O371 RSD / O371 RSL / O400 /

7.01 CILINDRO CYLINDER

600700605000 CLUTCH MASTER

CIL. MESTRE EMBREAGEM DIAM. 22,22MM
021629
6007003050001



7000D /

RCCE00297 CLUTCH MASTER

CIL. MESTRE EMBREAGEM DIAM. 22,22MM
022625
6007003050001



7000D

7.02 MANCAL DE EMBREAGEM CLUTCH BEARING

6003003035001 CLUTCH ROLL BEARING

MANCAL EMBREAGEM C/ROLAMENTO
021515



7000D / 7500TD / 4500D / 5000D / 1600D / 1800D /

6003003035001 F CLUTCH BEARING

MANCAL EMBREAGEM C/ROLAMENTO
024673



TEG141165 CLUTCH BEARING

MANCAL EMBREAGEM C/ROLAMENTO
004082



7000D / 7500TD / 4500D / 5000D / 1600D / 1800D

TEG141165 F CLUTCH BEARING

MANCAL EMBREAGEM C/ROLAMENTO
022526



7000D / 4500D / 5000D / 1600D / 1800D / 150EOD / 9-150EOD

7.03 ROLAMENTO ROLLER BEARING

6007003048005 CLUTCH BEARING =

ROLAMENTO EMBREAGEM =S/CUBO=
019180



7500 / 8500 / 7000 / VOLARE V8 / VOLARE A8 /
6000D / 9200E / VOLARE W8 MECANICO / MA 8.

8.01 MANCAL DE EMBREAGEM

CLUTCH BEARING

1912687 CLUTCH BEARING VM

MANCAL EMBREAGEM VW

024746
2126596



8.02 SERVO EMBREAGEM

CLUTCH SERVO

1443521 CLUTCH SERVO 80MM DAF/

SERVO EMBR. 80MM DAF/RENAULT

026401



CF75 /

1504843 CLUTCH SERVO B7R/B10R/

SERVO EMBR. DAF =INJETADO=

027281



1506462 CLUTCH SERVO DAF

SERVO EMBR. DAF/MAN

026402



628277AM CLUTCH SERVO DAF/IVECO/

SERVO EMBR. 80MM DAF/RENAULT

026022



CF75

9700512170 CLUTCH SERVO DAF/MAN

SERVO EMBR. DAF/MAN

026026



XF

Vendas / Sales: vendas@cipec.com.br
Geral / General: cipec@cipec.com.br
Televendas / Phone: +55 19 3834-9822
Fax / Fax: 0800.707.9822
www.cipec.com.br



14831	11	1367604	9
125861	6	1374295	13
130591	10	1379152	11
132341	6	1379922	13
133011	11	1381561	11
135957	10	1386450	5
137316	12	1386451	9
145244	7	1386452	12
208198	13	1386453	6
208200	9	1386454	10
208200 X	9	1390025	5
209893	10	1393161	9
215139	11	1393163	9
224450	10	1397161	13
231938	11	1399788	5
292724	10	1421186 I	12
304307	6	1434228	8
304308	12	1455730	7
304309	5	1479577	5
304311	9	1493461	12
304788	6	1545502	5
308389	8	1670942	8
338692	8	1678310	8
342837	8	1737306 X	11
348907	6	1737306 XA	11
352746	6	1737306 XP	11
352750	9	1749125	9
352750 A	9	1749137	5
352751	6	1756460	7
352751 X	6	1796996	13
355708	11	1860198	8
357591	6	1927829	7
358639	5	2250105	7
360717	12	2258932 A	7
360799	13	2258932 D	7
362778	5	2258932 F	7
363355	5		
371612 B	12		
371612 I	12		
380610	9		
388055 X	13		
394637	10		
446414	7		
522536	8		
526267	8		
534838	9		
537194	7		
537194 A	7		
537194 D	7		
537194 F	7		
538770	11		
628554	12		
803433	10		
804820	5		
808196	10		
808214	10		
1305936	5		
1308969	8		
1319522	10		
1328259	9		
1331914	10		
1332207	13		
1334539	6		
1335485	6		
1341684	13		
1341685	13		
1355979	7		
1358801	7		
1358801 A	7		
1360842	9		

271194 VP	17
353059 V	15
940157 V	16
949964 V	15
953499 V	17
953526 V	17
953530 V	17
1069205 VI	18
1620462 V	15
1628218 V	15
1655134 V	14
1655639 V	18
1667058 V	15
1671953 VI	18
3094730 V	15
3191965 V	14
3192219 V	18
3192222 V	16
6882680 V	17
8129951 V	14
8171720 I	18
8171721 VI	18
8172031 V	15
20443290 V	15
20466644 V	15
20519855 V	14
20519856 V	16
20520195 V	15
20553368 V	15
20795322 V	15
20806212 V	17
20806212 VX	17
20835246 V	15
20851010 V	14
21333869 V	15
21580956 V	15
82332690 V	16
85002040 V	18
1000443286AM	18




0501008846	22
357607	22
9700511000	22
9700511280 A	22
9700511630	22
2P0721405	19
2R0721257	22
2R2721257B	22
2RM141861	20
2RM141863	20
2RP141147	21
2S0141707	20
2S2141719A	20
2T0141707B	20
2T0301457	22
2T2141165H	21
2T2141165K	21
2T2141197	19
2T2141197A	19
2T2141231A	19
2T2141255	20
2T2141719	20
2T2141719B	21
2T2721261F	19
2U0141701B	20
2V5721261B	22
2VB721205	21
2VB721405	19
2Z0721261A	22
2Z0721885	19
K033409	19
K033411	19
K045092	22
RCCE00297	19
RCCE00440	19
RCCE00700	20
T13141161	21
T13141173	22
TAR721257 A	22
TE3141865	20
TE3141869	19
TEG141165	21
TEG141165 F	21
TF3721405	20
TJG141861	21
TJG141865	20
TJG141867	19
TJG141883	21
TPH141857 X	21

00181139	24
9700511200	25
9700511280 A	25
9700511630	25
2RM141861	24
374049S2	23
88HU7541AA	24
88HU7A508BA	23
BC457A543AA	23
BC457K626AB	25
BE2Y7548A	24
BG1X7544AA	24
BG9X7544AA	24
C1TT7590A	23
K043961	23
RCCE00181	23
RCCE00440	23
TAAA7522A	24
TEG141165	24
TPH141857 X	24
XC457K626AA A	25
XC457N620AA	23

0012502215	26
4854828	26
7145819	26
41035648	27
41035649	27
41211005	26
41211007 C	26
41285167	26
42568691	27
500398367	27
503120986	26
504237895	26
1000189793	27
5801313365	26
5801314040	27
5801446200	26
5801784907	27
9700511630	27
9700512270	27
9700512270 C	27
806045A	26
K002173	27
K004297 A	27
K004297 C	27
K013727N50	27
KN38014A1	26
SM1PLC	26

0002500062	30
0002500062 P	30
0002500062 R	30
0002506415	29
0002540047	30
0002540147	30
0012500615	29
0012500615 P	29
0012500815	29
0012502215	29
0012509215	29
0012955607 A	30
0012955906	28
0014321005	28
0022504115 P	29
0022504615	29
0022506315	29
0022950806	28
0022951607	28
0022959106	28
3082507215	29
3082547020	29
3092950035	29
3212500515	29
3212501315	29
3452547020	29
3452957006	28
3842957006	28
3862957007	28
3882957006	28
9700510010	30
9700510010 C	30
9700510010 CN	30
9700510010 P	30
9700510010 R	30
9700511280 A	30
9700511630	30
9700511640	30
9700511900	30
9700514310	30
9792950106	28
9792950006A	28
A3842950006	28
DCB0002950718	30
KN28031B1	28
RCCE00122	28
RCCE00319	28
RCCE00335	28
RCCE00361	28

600700605000	31
6003003035001	31
6003003035001 F	31
6007003048005	31
RCCE00297	31
TEG141165	31
TEG141165 F	31





www.cippec.com.br

EMPRESA CERTIFICADA
CERTIFIED COMPANY **ISO 9001:2015**

Conheça toda nossa Linha de Produtos

- **Scania**
- **Volvo**
- **Iveco**
- **VW**
- **Mercedes**
- **Freios**



GRUPOCIPEC