



# CATÁLOGO PEÇAS DE REPOSIÇÃO

*Spare Parts Catalogue*

**VW**

**2025**

A Cipec iniciou suas atividades em 1983 na cidade de São Caetano como um pequeno distribuidor e fabricante de peças de reposição para caminhões e ônibus. Trabalhando com empenho e seriedade, a Cipec rapidamente ampliou seu leque de produtos de distribuição, alcançando logo em seguida o status de referência nacional no mercado de reposição da linha Scania.

Em 1999, devido ao ritmo crescente dos negócios, a estrutura da Cipec já não comportava a demanda, levando a empresa a transferir suas atividades para uma área de 20.000 m<sup>2</sup> em Indaiatuba, localizada estrategicamente no interior paulista. Nesse novo local, a empresa investiu fortemente na parte fabril e agregou as linhas Volvo, VW, MWM, Cummins e Iveco.

Com amplo espaço fabril e novos nichos de mercado se abrindo, em 2003 a Cipec inovou mais uma vez, implantando uma completa linha de servos de embreagem, válvulas e reparos de freios para linha pesada. Surgiu então a NTI, uma marca Cipec que em pouco tempo ficaria conhecida no mercado, oferecendo um produto competitivo e altamente confiável.

Atualmente, a Cipec conta com mais de 170 colaboradores e comercializa mais de 22.000 itens a partir de sua unidade fabril localizada em Indaiatuba, ampliando ainda mais sua capacidade de produção e expedindo mais de 30 toneladas de produtos por dia para mais de 50 países em todo o mundo.

Cipec began its activities in 1983 in the city of São Caetano as a small distributor and manufacturer of spare parts for trucks and buses. Working with dedication and seriousness, Cipec quickly expanded its range of distribution products and soon achieved national reference status in the replacement market for the Scania line.

By 1999, its structure could no longer accommodate the growing pace of business, prompting Cipec to transfer its operations to a 20,000 m<sup>2</sup> area in Indaiatuba, strategically located in the interior of São Paulo. Strong investments were made in the manufacturing sector, and the Volvo, VW, MWM, Cummins, and Iveco lines were added.

With ample manufacturing space and new market niches emerging, Cipec innovated once again in 2003, introducing a complete line of clutch servos, valves, and brake repair kits for heavy-duty applications. Thus, NTI was born, a Cipec brand that quickly became known in the market, offering competitive and highly reliable products.

Today, Cipec employs over 170 employees and sells over 22,000 items from its manufacturing facility located in Indaiatuba, further increasing its production capacity and shipping over 30 tons of products per day to more than 50 countries worldwide.

La Cipec inició sus actividades en 1983 en la ciudad de São Caetano como un pequeño distribuidor y fabricante de repuestos para camiones y autobuses. Trabajando con dedicación y seriedad, Cipec amplió rápidamente su gama de productos de distribución y pronto alcanzó el estatus de referencia nacional en el mercado de repuestos para la línea Scania.

Para 1999, su estructura ya no podía soportar el creciente ritmo de negocios, lo que llevó a Cipec a trasladar sus operaciones a una área de 20,000 m<sup>2</sup> en Indaiatuba, estratégicamente ubicada en el interior de São Paulo. Se realizaron fuertes inversiones en el sector manufacturero y se añadieron las líneas Volvo, VW, MWM, Cummins y Iveco.

Con un amplio espacio de fabricación y nuevos nichos de mercado emergentes, Cipec innovó una vez más en 2003, introduciendo una línea completa de servos de embrague, válvulas y reparaciones de frenos para aplicaciones de servicio pesado. Así nació NTI, una marca de Cipec que rápidamente se hizo conocida en el mercado, ofreciendo productos competitivos y altamente confiables.

Hoy en día, Cipec emplea a más de 170 trabajadores y vende más de 22,000 artículos desde su planta de fabricación ubicada en Indaiatuba, aumentando aún más su capacidad de producción y enviando más de 30 toneladas de productos al día a más de 50 países en todo el mundo.



## VW

5

ABRACADEIRA	5
ADAPTADOR	6
ALAVANCA	6
AMORTECEDOR	7
ANEIS DIVERSOS	7
ANEL TRAVA	7
APOIO	8
ARRUELA	8
ASSENTO	8
BARRA DE DIRECAO	9
BATENTE	9
BOCAL	9
BOMBA D'AGUA	9
BOMBA DIRECAO HIDRAULICA	10
BOMBA ESGUICHO PARABRISA	10
BOMBA MANUAL	10
BORBOLETA	11
BORRACHA	11
BOTAO	11
BUCHA DE BRONZE	12
BUCHAS DIVERSAS	12
BUJAO	13
CABO	13
CALCO	14
CAPA	16
CHAPA	16
CHAVETA	16
CILINDRO	16
COLUNA	17
COPO	18
COXIM	18
CUPILHA	18
DEFLETOR	18
DOBRADICA	19
EIXO	19
EMBOLO	20
ENGRENAGEM	20
ESFERA	20
ESPACADOR	20
ESTICADOR	21
ESTRIBO	21
FECHADURA	21
FILTRO	21
FLANGE	22
FLANGE E LUVA P/ CARDA	22
FLEXIVEL	22
FREIO MOTOR	22
GARFO	23

GUARDA-PO	23
HASTE	24
HELICE	24
INTERRUPTOR	24
JOGO DE JUNTA	25
JUNTA	25
KIT	26
LANTERNA	26
MACANETA	26
MANCAL	27
MANCAL DE EMBREAGEM	27
MANGUEIRA	27
MANGUEIRA SILICONE	28
MANOPLA	28
MOLA	28
MOLDURA	29
MORINGA	29
O'RING	29
PAINEL	30
PARACHOQUE	30
PARAFUSO	30
PEDAL	32
PINO	32
PISTA	34
POLIA	34
PONTEIRA	35
PORCA	35
PORTA-OBJETO	36
PRESILHA	37
PRISIONEIRO DE ACO	37
PROTETOR	37
RELE	37
REPARO MANGA DE EIXO	38
REPAROS DIVERSOS	42
RESERVATORIO	42
RETENTOR	42
ROLAMENTO	44
SEDE	44
SELO	45
SENSOR	45
SERVO EMBREAGEM	45
SINCRONIZADOR	46
SUPORTE	46
TAMPA	46
TANQUE COMBUSTIVEL	47
TERMINAL	47
TIRANTE	47
TRAVA	48
TUBO	48

VW	5
TUBO INJETOR	49
VALVULA	50
VALVULA DIVERSAS	51
VARETA	51
VEDADOR	51
CONTATOS	52
ÍNDICE POR CÓDIGO	53

VW	5
CLAMP	5
ADAPTER	6
LEVER	6
SHOCK ABSORBER	7
RING	7
LOCK RING	7
BRACKET	8
WASHER	8
SEAT	8
STEERING BAR	9
STOPPER	9
NOZZLE	9
WATER PUMP	9
POWER STEERING PUMP	10
WINDSHIELD WIPER PUMP	10
HAND PUMP	10
THROTTLE	11
RUBBER	11
BUTTON	11
BRONZE BUSHING	12
BUSHING ALL TYPE	12
PLUG	13
CABLE	13
SHIM	14
COVER	16
PLATE	16
KEY	16
CYLINDER	16
COLUMN	17
GLASSE	18
RUBBER MOUNTING	18
COTTER PIN	18
DEFLECTOR	18
HINGE	19
AXLE	19
PISTON	20
GEAR	20
BALL	20
SPACER	20
BELT TENSIONER	21
RUNNING BOARD	21
DOOR LOCK	21
FILTER	21
FLANGE	22
YOKE	22
FLEXIBLE	22
EXHAUST BRAKES	22
FORK	23

DUST COVERS	23
ROD	24
FAN	24
SWITCH	24
GASKET SET	25
GASKET	25
KIT	26
LANTERN	26
HANDLE	26
BEARING CAP	27
CLUTCH BEARING	27
HOSE	27
SILICON HOSE	28
KNOB	28
SPRING	28
FRAME	29
DRIVING SHAFT SLEEVE	29
O'RING	29
PANEL	30
BUMPER	30
SCREW	30
PEDALS	32
PIN	32
SUPPORT	34
PULLEY	34
PROTECTIVE	35
NUT	35
OBJECT HOLDER	36
CLAMP	37
STEEL STUD	37
PROTECTOR	37
RELAYS	37
KING PIN REPAIR KIT	38
REPAIR KIT	42
CONTAINERS	42
RETAINER	42
ROLLER BEARING	44
BALL SEATS	44
SEALINGS	45
SENSOR	45
CLUTCH SERVO	45
SYNCHRONIZING	46
BRACKET	46
COVER	46
TANKS	47
TERMINALS	47
PISTON RODS	47
LOCKS	48
TUBE	48

VW	5
INJECTOR TUBE	49
VALVE	50
DIVERSE VALVE	51
ROD	51
SEALINGS	51
CONTACTS	52
INDEX BY CODE	53



## 1.01 ABRACADEIRA CLAMP

### 2376119871 SPRING CLAMP 22 MM

ABRACADEIRA TIPO MOLA 22 MM  
004889



/ TODOS MODELOS

### 2RD115657 SPRING CLAMP

ABRACADEIRA TIPO MOLA  
017857  
NFU801228KA



14.200 / 12.140H / 14.150 / 14.220 / 16.170 / 16.220 / 14.180 / 24.250 / 35.300 / 35.300H / 12.

### 2RD117273 STEEL CLAMP 73 X 79 MM

ABRACADEIRA ACO 73 X 79 MM  
004875



7.100 / 8.100 / 8.140 / 8.140CO / 8.140CE / L.80 / 12.140T / 8.140CKD / 13.150 / 8.150 MWM

### 2RD129723 STEEL CLAMP 96 X 102 MM

ABRACADEIRA ACO 96 X 102 MM  
004871  
NFU801222KN



7.100 / 15.180EOD / 15.190EOD / 7.110 / 8.150 / 7.120 / 8.120 / 13.150 /

### 2RD253143B CLAMP 94 X 5 MM

ABRAC. ACO C/ CANALETA 94X5 MM  
004853  
2P0253143B  
TGG253143



/ 14.150 / 12.140T / 7.100 / 8.140 / 8.100 / L.80 / 7.110 / 7.120 / 8.120 / 8.150 / 13.150 / 13.180E

### 2RE117273 CLAMP 77 X 83 MM

ABRAC. ACO TIPO TUCHO 77X83 MM  
004973



8.140 / 8.140CO / 8.140CE / 16.180CO / 16.210CO / 17.210OD / 17.250E / 24.250E / 8.150E / 8.150 /

### 2RE117273A STEEL CLAMP 68 X 74 MM

ABRACADEIRA ACO 68 X 74 MM  
004879



8.140 / 8.140CO / 8.140CE / 15.180EOD / 15.190EOD / 17.250E / 23.250E / 24.250E / 8.150E /

### 2RE117273C STEEL CLAMP 83 X 92 MM

ABRACADEIRA ACO 83 X 92 MM  
004975



17.210OD / 26.260 / 31.260 / 17.250E / 17.260EOT / 18.320EOT / 24.250E / 8.150E / 8.150 /

### 2RE121255 SPRING CLAMP

ABRACADEIRA TIPO MOLA  
017855



12.140T / 12.140H / 14.200 / 14.150 / 12.180 / 14.180 / 14.220 / 16.170 / 16.220 / 16.220 LEITO /

### 2RH129723B CLAMP 86 X 92 MM

ABRAC. ACO TIPO TUCHO 86X92 MM  
004974



/ 13.180 / 15.180 / 17.210 MWM EURO 2 / 23.210 MWM EURO 2 / 13.170E / 15.170E / 13.180E / 15.

### 2S0129142 AIR FILTER CLAMP

ABRAC. INFERIOR FILTRO AR  
013352



13.190 / 13.170 / 15.170 / 17.300 / 26.300 / 40.300 / 17.310 / 26.220 / 26.260 / 31.260 / 31.310 / 13.

### 2S0129142A CLAMP

ABRAC. SUPERIOR FILTRO AR  
014884



13.190 / 13.170 / 15.170 / 17.300 / 26.300 / 40.300 / 17.310 / 26.220 / 26.260 / 31.260 / 31.310 / 13.

### 2T2253143C CLAMP EXHAUST TUBE

MEIA ABRACADEIRA TUBO ESCAPE  
017853



26.220 / 26.260E / 31.260E /

### 2T2253143H EXHAUST CLAMP

ABRACADEIRA TUBO ESCAPAMENTO  
015302



19.370 / 25.320 / 15.180EOD / 15.190EOD / 19.320E / 25.370E / 24.250ECONSTELLATION / 17.

### 2T2253143J CLAMP

ABRACADEIRA TUBO FLEX. ESCAPE  
017856



26.220 / 26.260E / 31.260E / 26.260 CONSTELLATION / 31.260 CONSTELLATION /

### 2T2253143K EXHAUST CLAMP

ABRACADEIRA TUBO ESCAPE  
017854



24.250 / 40.300 / 18.310 / 26.260 / 26.310 / 26.220 / 31.260 / 31.310 / 17.210 / 17.220 / 17.300 / 17.

### 2TE117273 STEEL CLAMP 80 X 86 MM

ABRACADEIRA ACO 80 X 86 MM  
004857



12.170BT / 14.170BT / 14.220 / 16.170 / 16.220 / 16.300 / 17.210OD / 24.250 / 35.300 / 40.300 / 15.

### 2TE117273A STEEL CLAMP 83 X 89 MM

ABRACADEIRA ACO 83 X 89 MM  
004877



24.250 / 40.300 / 18.310 / 26.260 / 26.310 / 26.220 / 31.260 / 31.310 / 26.260E / 31.260E / 17.220 /

### 2Z0129642 STEEL CLAMP 151 X 160 MM

ABRACADEIRA ACO 151 X 160 MM  
004867



/ 17.210OD / 17.240OT / 18.310OT / 17.260EOT / 18.320EOT / 24.250ECONSTELLATION / 26.

### 03873109 BRACKET FOR 3 INJECTION

ABRAC. 3 CANALETAS TUBO INJETOR  
005299  
920509770044  
2R0130531



12.140H / 6.90 / 7.90S / 7.110S / 11.130 / 13.130 / 14.140 / 11.140 / 12.140 / 7.90 /

### N0209057 NYLON CLAMP 200 X 5

ABRACADEIRA NYLON 200 X 5  
005657



7.100 / 8.100 / 8.140 / 8.140CO / 8.140CE / 12.140T / 12.170BT / 12.180 / 14.150 / 14.170BT /

### N0235463 STEEL CLAMP 9 X 13 MM

ABRACADEIRA ACO 9 X 13 MM  
004887  
796348  
ZBZ201193A



8.140 // 8.140CO / 8.140CE / 8.140CKD

### NFU801225KA STEEL CLAMP 57 X 76 MM

ABRACADEIRA ACO 57 X 76 MM  
004884



/ 14.220 / 16.170 / 16.220 / 17.300 / 17.310 / 16.220 LEITO / 23.310 / 24.220

### NFU801229KA STEEL CLAMP 38 X 51 MM

ABRACADEIRA ACO 38 X 51 MM  
004883



UNIVERSAL TODOS VEICULOS /

## 1.01 ABRACADEIRA

### CLAMP

#### TAL117269 CLAMP 104 MM

ABRAC. ACO C/ CANALETA 104 MM  
004878



14.220 / 16.220 / 16.300 / 24.250 / 35.300 / 40.300 / 18.310 / 26.260 / 26.310 / 26.220 / 31.260 / 31.

#### TE3121831E STEEL CLAMP 13 X 19 MM

ABRACADEIRA ACO 13 X 19 MM  
004888



14.210 / 16.210 /

#### TEG253143A CLAMP 108 MM

ABRAC. ACO C/ CANALETA 108 MM  
004856  
TJG253143A



12.180 / 14.150 / 14.180 / 16.170 / 16.180CO / 16.210CO / 17.210OD / 24.250 / 40.300 / 15.180EOD

#### TRA145475 CLAMP OF TURBINE

ABRACADEIRA TURBINA  
006625  
3354862  
TIRC818CUM



12.170BT / 14.170BT / 16.170 / 16.200 / 17.250E / 17.210 / 24.250E / 13.170E / 15.170E / 15.190E /

#### TRG117275 STEEL CLAMP 77 X 86 MM

ABRACADEIRA ACO 76 X 83 MM  
004873



24.250 / 35.300 / 35.300H /

## 1.02 ADAPTADOR

### ADAPTER

#### 2R0201156 FUEL FILTER ADAPTER

ADAPTADOR FILTRO COMB.  
017806



18.310 / 8.150E / 9.150E / 17.250E / 23.250E / 24.250E / 13.180E / 15.170E / 15.180E / 15.190E /

#### 2RD957501 SPEEDOMETER ADAPTOR

ADAPTADOR VELOCIMETRO  
015456



7.100 / 8.100 /

#### 2TA957501A SPEEDOMETER ADAPTOR

ADAPTADOR VELOCIMETRO  
015457



L.80 / 16.210CO /

#### 2TA957501B SPEEDOMETER ADAPTOR

ADAPTADOR VELOCIMETRO  
015458



L.80 /

#### 2TC957501 SPEEDOMETER ADAPTOR

ADAPTADOR VELOCIMETRO  
015450



16.300 / 40.300 /

#### TAU957501 SPEEDOMETER ADAPTOR

ADAPTADOR VELOCIMETRO  
015453



24.250 /

#### TJG957501H SPEEDOMETER ADAPTOR

ADAPTADOR VELOCIMETRO  
015454



24.250 / 24.220 /

#### TJG957501K SPEEDOMETER ADAPTOR

ADAPTADOR VELOCIMETRO  
015455



24.220 / 24.250 /

## 1.03 ALAVANCA

### LEVER

#### TE3311543 GEAR BOX LEVER

ALAVANCA CAMBIO  
018084  
3316290  
TN4311543



15.180EOD / 15.190EOD / 17.260EOT / 18.320EOT / 17.180 CUMMINS EURO 3 / 17.180

#### TJG711981C GEAR BOX CONTROL

ALAV. ARTIC. CAIXA CAMBIO RT  
005135



16.300 / 24.250 / 35.300 / 40.300 / 24.220 / 26.260 / 26.310 / 26.220 / 31.260 / 31.310 / 26.260E / 31.



## 1.04 AMORTECEDOR SHOCK ABSORBER

### 2R2899515 CABIN SHOCK ABSORBER

AMORT. CABINE CONSTELLATION S/  
012392



26.260 CONSTELLATION / 31.260  
CONSTELLATION / 31.320E CONSTELLATION /

## 1.05 ANEIS DIVERSOS RING

### 2R0145487B COMPRESSOR O-RING

O-RING COMPRESSOR AR  
017803



15.180EOD / 15.190EOD / 26.260E / 31.260E / 26.  
260 CONSTELLATION / 31.260

### 2S0103487 VALVE COVER RING

ANEL PARAF. TAMPA VALV. CUMMINS 5.9  
012464  
3358055  
2TD103593  
2RL103593



12.170BT / 13.170 / 13.190 / 14.170BT / 15.170 /  
16.170 / 16.200 / 17.210 CUMMINS EURO 2 / 23.

### TAE103209 FLYWHEEL SEALING RING

ANEL VEDACAO VOLANTE MOTOR  
013478  
904960651301  
7002872C1  
02872BRAGF  
2R0103209



7.100 / 8.100 / 8.120 / 8.150 / 9.150OD / 8.140 / 8.  
140CO / 8.140CE / L.80 / 12.140T / 12.180 / 13.

### TF3103211 SEALING RING

ANEL VEDACAO CAPA SECA VOLANTE  
017799



12.170BT / 14.170BT / 14.220 / 16.170 / 16.220 /  
16.300 / 24.250 / 35.300 / 40.300 / 16.220 LEITO /

### TRA121045 WATER PUMP SEALING

ANEL VEDACAO B'B D'AGUA  
017800



16.170 / 12.170BT / 14.170BT / 16.200 / 13.190 /  
13.170 / 15.170 / 17.210 CUMMINS EURO 2 / 23.

## 1.06 ANEL TRAVA LOCK RING

### 2T2141231A CLUTCH BEARING LOCK

ANEL TRAVA ROL. EMBREAGEM  
018071



26.260 CONSTELLATION / 31.260  
CONSTELLATION / 31.320E CONSTELLATION /

### 2TA608701A SAFETY RING

ANEL SEGURANCA VALV. MANETIM  
017805



7.110 / 7.120 / 7.100 / 8.120 / 8.150 / 18.310 / 13-  
190 / 15-190 / 13.150 / 13.170 / 15.170 / 13.180 /

### NFE661120HF LOCK RING

ANEL TRAVA 18,5 X 1,2  
009392



7.100 / 8.100 / 8.140 / L.80 / 12.140T / 12.170BT /  
12.180 / 14.150 / 14.170BT / 14.180 / 14.220 / 16.

### T11407677 AXLE LOCK RING

ANEL TRAVA MANGA EIXO  
010342



12.140T / 12.170BT / 12.140H / 11.130 / 13.130 /  
14.140 / 11.140 / 12.140 / 13.190 / 13.170 / 13.150

### T2D312077 LOCK GEAR

ANEL TRAVA ENGRENAGEM 3ª VEL.  
007538



12.140H / 14.150 / 12.170BT / 14.170BT / 12.  
140T / 12.180 / 14.180 / 7.90S / 7.110S / 7.100 /

### TE3312061 LOCKING RING

ANEL TRAVA  
012124  
3315686



17.250E / 14.200 / 16.170 / 16.180CO / 16.200 /  
17.210 / 16.220 / 17.220 / 16.300 / 17.300 / 17.

### TJG399179C LOCK RING

ANEL TRAVA  
012115  
014327



24.250 / 26.260 / 26.220 / 31.260 / 26.260E / 31.  
260E /

## 1.07 APOIO BRACKET

### 2318372091 OUTER DOOR HANDLE

BASE PEQ. MACANETA EXT. PORTA  
012458



14.200 / 12.140H / 14.150 / 14.220 / 16.170 / 16.220 / 16.220 LEITO / 24.220 / 24.250 / 35.300 /

### 2318372111 OUTER DOOR HANDLE

BASE GDE MACANETA EXT. PORTA  
012459



14.200 / 12.140H / 14.150 / 14.220 / 16.170 / 16.220 / 16.220 LEITO / 24.220 / 24.250 / 35.300 /

## 1.08 ARRUELA WASHER

### 2P0711579B PLASTIC WASHER

ARRUELA PLASTICA  
018269



17.210OD / 15.180EOD / 15.190EOD / 5.140 MWM DELIVERY / 8.150 MWM DELIVERY /

### 2RD407661 STEERING KNUCKLE NUT

ARRUELA TRAVA PORCA MANGA EIXO  
005377  
02989561



7.100 / 8.100 / 8.140 / 8.140CO / 8.140CE / L.80 / 8.140CKD / 6.90 / 7.90S / 7.110S / 7.110 / 7.90 /

### 2RD407661B AXLE ADJUSTER WASHER

ARRUELA AJUSTE MANGA EIXO 29,5 X 50,0 X  
011244



7.100 / 8.100 / 8.140 / 8.140CO / 8.140CE / 8.140CKD / 6.90 / 7.90S / 7.110S / 7.90 / 8.150 / 7.

### 2RD407661C AXLE ADJUSTER WASHER

ARRUELA AJUSTE MANGA EIXO 29,5 X 50,0 X  
011245



5.140 EOD / 6.90 / 7.100 / 7.110S / 7.120 / 7.90 / 7.90S / 8.100 / 8.120 / 8.120OD / 8.140 / 8.140CE

### 2RD607054A SLACK ADJUSTER

ARRUELA INTERM. CATRACA FREIO  
018119



7.100 / 8.140 / 8.100 / L.80 / 7.110 / 7.120 / 8.120 / 8.150 / 8.150E / 9.150E / 8.150 EOD / 9.150EOD /

### T12525377 COPPER WASHER 0,9 X 40

ARRUELA COBRE 0,9X 40 X 45 (1540A45A)  
023409



14.200 / 12.140H / 14.150 / 14.150 CHILE / 14.220 / 16.170 / 16.220 / 16.220 LEITO / 12.170BT / 14.

### T16513479 SHOCK ABSORBER

ARRUELA AMORTECEDOR CONSTELLATION  
016566



14.200 / 12.140H / 14.150 / 14.220 / 16.170 / 16.220 / 16.300 / 12.170BT / 14.170BT / 16.200 / 12.

### T16525187 SATELITE SUPPORT

ARRUELA ENC. SATEL. 14 A 16 TON. 2  
005335  
009128



14.220 / 16.170 / 16.180CO / 16.210CO / 16.220 / 17.210OD / 15.180EOD / 15.190EOD / 16.220

### TAF253891 PRESSURE WASHER

ARRUELA PRESSAO FREIO MOTOR (M8) DIN  
017706



7.100 / 8.100 / 8.140 / 8.140CO / 8.140CE / L.80 / 12.180 / 14.150 / 14.180 / 14.220 / 16.170 / 16.

### TAF299251 WASHER

ARRUELA PISTAO FREIO MOTOR  
017711



7.100 / 8.100 / 8.140 / 8.140CO / 8.140CE / L.80 / 14.220 / 16.170 / 16.180CO / 16.210CO / 16.220 /

### TJG141867 AXLE LOCK WASHER 9/16

ARRUELA TRAVA DO EIXO 9/16  
005068  
3001709  
2RD141867



17.250E / 12.170BT / 12.180 / 13.170 / 13.180 / 13.190 / 14.150 / 15.180 / 14.170BT / 14.180 / 14.

## 1.09 ASSENTO SEAT

### 2Z0511153 SPRING SEAT

ASSENTO SUP. MOLA  
014484



17.240OT / 18.310OT / 17.260EOT / 18.320EOT /

## 1.10 BARRA DE DIRECAO

### STEERING BAR

#### T15415701C LEFT TIE ROD

BARRA DIRECAO ESQUERDA  
003830



/ 16.210 / 16.210H

## 1.11 BATENTE

### STOPPER

#### 2R2899177 CABIN SUSPENSION

BATENTE SUSPENSAO CABINA  
018019



17.250E CONSTELLATION / 24.  
250ECONSTELLATION / 13.180E

#### 8961300504 PEDAL VALVE CUSHION

BATENTE BORRACHA VALVULA PEDAL  
014398



7.100 / 8.100 / 8.140 / 8.140CO / 8.140CE / L.80 /  
12.140T / 12.170BT / 12.180 / 14.150 / 14.170BT

## 1.12 BOCAL

### NOZZLE

#### 2T0129657 AIRCOM EXHAUST

BOCAL SAIDA AR  
018234



17.250E / 13.170 / 13.180 / 13.190 / 15.180 / 15.  
170 / 17.220 / 17.300 / 18.310 / 24.250 / 26.260 /

## 1.13 BOMBA D'AGUA

### WATER PUMP

#### 2P0121004 WATER PUMP CUMMINS

B'B D'AGUA MWM SPRINT 4 CIL-MOD. 5-140=  
013685  
940807310015  
UB0574



8.150 MWM DELIVERY / 8.150 EOD / 5.140 /  
MOTOR MWM 4.08TCE 4C /

#### 2R0121004F WATER PUMP ELECTRONIC

B'B D'AGUA MOTOR MWM X 12 ELETRONICO  
012936  
961287310016  
961207310086  
961207310046  
961207310016  
2S0121004H  
2S0121004G



14.180 / 26.260 / 31.260 / 17.210 / 23.210 / 8.150 /  
13.170 / 15.170 / 13.180 / 15.180 / 9.150 / 17.260 /

#### 2RB121005 WATER PUMP MWM 4/6 CYL.

B'B D'AGUA MWM 3/4/6 CIL D229 ASP.  
004904  
922987310026  
922987310016  
922507310015  
75202649  
03618992  
2R0121004E



12.140H / 6.90 / 7.90S / 11.130 / 13.130 / 11.140 /  
12.140 / 7.90 / 6.90S /

#### 2RD198181 ENGINE WATER PUMP MWM

B'B D'AGUA MWM 4/6 CIL S10  
004906  
UB0579  
TAE121005  
961087310026  
961007310076  
961007310036  
961007310014



7.100 / 8.100 / 8.140 / 12.180 / 14.150 / 14.180 /  
12.140 / 14.200 / 17.210 / 23.210 / 8.150 / 16.210 /

#### 2RK121005 WATER PUMP ENGINE 8.3L

B'B D'AGUA CUMMINS 8.3L SERIE C  
004907  
UB0732  
TF3121005  
TE3121005  
3285323  
2S0121005  
2S0121004E



14.220 / 16.170 / 16.220 / 16.300 / 24.250 / 35.300  
/ 40.300 / 16.220 LEITO / 18.310 / 26.260 / 26.310

#### 2S0121004B WATER PUMP CUMMINS

B'B D'AGUA MOTOR CUMMINS ELETRONICO  
012937  
4891252  
2R0121004



17.250E / 23.250E / 17.260EOT / 8.150E / 13.  
170E / 15.170E / 15.190E / 13.180 / 9.150EOD /

#### 2TD121005 WATER PUMP ENGINE 5.9L

B'B D'AGUA CUMMINS 5.9L SERIE B  
004908  
2S0121004D B  
2S0121004F B  
TRA121005 B  
BF8T8501A B  
BF5X8501A B  
UB0731



12.170BT / 14.170BT / 16.170 / 24.250 / 40.300 /  
16.200 / 40.300 LEITO / 17.210 / 17.220 / 17.300 /

#### 2TD121005 B WATER PUMP CUMMINS 5.

B'B D'AGUA CUMMINS 5.9L SERIE B  
014377  
2S0121004F  
2S0121004D  
UB0731  
TRA121005  
2S0121004D B  
2S0121004F B



12.170BT / 13.170 / 13.190 / 14.170BT / 15.170 /  
16.170 / 16.200 / 17.210 / 17.220 / 17.300 / 23.220

## 1.13 BOMBA D'AGUA

### WATER PUMP

#### 7007031C91 WATER PUMP MWM

B'B D'AGUA MOTOR MWM ELETRONICO

022921  
961287310016  
961207310086  
961207310046  
961207310016  
2S0121004H  
2S0121004G



14.180 / 26.260 / 31.260 / 17.210 / 23.210 / 8.150 / 13.170 / 15.170 / 13.180 / 15.180 / 9.150 / 17.260 /

#### 940707310035 WALTER PUMP MWM

B'B D'AGUA MWM 4.0 TCA 4 CIL

007804  
0105002  
73102



#### 940707310055 WATER PUMP CUMMINS

B'B D'AGUA MWM SPRINT 4 CIL-MOD.

019384



## 1.14 BOMBA DIRECAO HIDRAULICA

### POWER STEERING PUMP

#### 2R0145157 POWER STEERING PUMP

B'B DIRECAO HIDRAULICA

014905



7.100 / 8.140 / 8.140CO / 8.140CE / 7.110 / 8.150 / 7.120 / 8.120 / 9.150OD / 8.120OD / 8.150 OD / 8.

#### ZF7673975816 POWER STEERING PUMP

B'B DIRECAO HIDRAULICA

023256



7.100 / 8.140 / 8.140CO / 8.140CE / 7.110 / 8.150 / 7.120 / 8.120 / 9.150OD / 8.120OD / 8.150 OD / 8.

## 1.15 BOMBA ESGUICHO

### WINDSHIELD WIPER PUMP

#### 2TA955651 WINDSHIELD WASHER

BOMBA ESGUICHO PARABRISA

005680



L.80 / 18.310 / 26.260E / 31.260E / 17.250E / 23.250E / 24.250E / 8.150E / 13.170E / 15.170E / 15.

## 1.16 BOMBA MANUAL

### HAND PUMP

#### 04099908 HAND PUMP MWM

BOMBA MANUAL MWM

006222  
2447222099  
2S0261437



12.180 / 14.150 / 14.180 / 16.180CO / 16.210CO / 17.210OD / 12.140H / 6.90 / 7.90S / 7.110S / 11.

#### 906905810101 MANUAL PUMP 111/2/3

BOMBA MANUAL 111/2/3

023622  
2447222099  
2S0261437



12.180 / 14.150 / 14.180 / 16.180CO / 16.210CO / 17.210OD / 12.140H / 6.90 / 7.90S / 7.110S / 11.

## 1.17 BORBOLETA THROTTLE

### 2RE253867 THROTTLE

BORBOLETA FREIO MOTOR  
017720



7.100 / 8.100 / 8.140 / 8.140CO / L.80 / 12.140T /  
15.180EOD / 15.190EOD / 7.110 / 8.150E / 8.150 /

### 2S2253867A THROTTLE

BORBOLETA FREIO MOTOR  
017732



13.180E CONSTELLATION / 15.180E  
CONSTELLATION /

### 2S2253867B THROTTLE

BORBOLETA FREIO MOTOR  
017735



26.260 / 26.220 / 31.260 / 26.260  
CONSTELLATION / 31.260 CONSTELLATION /

### 2T0253691 THROTTLE

BORBOLETA FREIO MOTOR  
017709



14.220 / 16.220 / 16.300 / 24.250 / 35.300 / 40.300  
/ 15.180EOD / 15.190EOD / 24.220 / 18.310 / 26.

### TAF253867 THROTTLE

BORBOLETA FREIO MOTOR  
017716



12.140T / 12.170BT / 12.180 / 14.150 / 14.170BT  
/ 14.180 / 16.170 / 16.180CO / 16.210CO / 17.

## 1.18 BORRACHA RUBBER

### C7TA8100155C BUSHING

BUCHA TRAS. INFERIOR CABINA  
007349



### T06411041 STABILIZER BAR BUSHING

BUCHA BARRA ESTABIL. DIANT.  
007747  
2RE411041



6.80 / 6.90 / 7.90S / 7.110S / 7.100 / 8.100 / 8.120  
/ 8.150 / 8.150OD / 8.140 / 8.140CO / 8.140CE / L.

### T11413435A SHOCK ABSORBER

BUCHA AMORTECEDOR TRASEIRO  
007759



7.90S / 7.110S / 11.130 / 13.130 / 14.140 / 11.140  
/ 12.140 / 6.90S / 7.90 /

### T11413435A O REAR SHOCK ABSORBER

BUCHA AMORTECEDOR TRASEIRO  
004520



/ 7.90S / 7.110S / 11.130 / 13.130 / 14.140 / 11.  
140 / 12.140 / 6.90S / 7.90

### T16411093 FRONT TURNING BAR

MANCAL BARRA ESTAB. DIANT.  
004524



/ 12.140 / 14.150 / 14.200 / 14.220 / 16.170 / 16.  
220 / 24.250 / 35.300 / 12.140H

### TAR411041 RUBBER BUSHING

MANCAL BARRA ESTAB. DIANT.  
007743  
2Z0411324



12.180 / 14.150 / 14.220 / 16.220 / 24.250 / 35.300  
/ 40.300 /

### TE3129611A DRY AIR CLEANER VALVE

VALV. BORRACHA DESCARGA POEIRA  
005859




/ 8.150E / 7.100 / 8.100 / 8.120 / 8.150 / 9.150OD  
/ 8.140 / L.80 / 12.140 / 12.140T / 12.170BT / 12.

## 1.19 BOTAO BUTTON

### TJG419669B HORN BUTTON

BOTAO BUZINA  
011217



16.180CO / 16.210CO /

## 1.20 BUCHA DE BRONZE

### BRONZE BUSHING

#### 2R0407171C040 STEERING KNUCKLE PIN

BUCHA PINO MANGA EIXO 0,40MM

016937  
500056490 D



8.150E / 8.150 / 9.150E / 7.120 / 8.120 / 5.140  
MWM DELIVERY / 8.150 MWM DELIVERY / 9.

## 1.21 BUCHAS DIVERSAS

### BUSHING ALL TYPE

#### 2P0407172 BUSHING

BUCHA CHIME MANGA EIXO

018955



5.140 MWM DELIVERY / 8.150 MWM DELIVERY /  
8.150 EOD / 5.140 EOD /

#### 2P0711164 MOUNT BUSHING

BUCHA MANGAL TRAMBULADOR

017262



15.180EOD / 15.190EOD / 17.210 EOD / 5.140  
MWM DELIVERY / 8.150 MWM DELIVERY /

#### 2R0407171B010 STEERING KNUCKLE PIN

BUCHA PINO MANGA EIXO 0,10MM

016930



7.100 / 8.100 / 8.140 / 8.140CO / 8.140CE / 8.  
140CKD / 8.150E / 8.150 / 9.150E / 7.120 / 8.120 /

#### 2R0407171B020 STEERING KNUCKLE PIN

BUCHA PINO MANGA EIXO 0,20MM

016931



7.100 / 8.100 / 8.140 / 8.140CO / 8.140CE / 8.  
140CKD / 8.150E / 8.150 / 9.150E / 7.120 / 8.120 /

#### 2R0407171B030 STEERING KNUCKLE PIN

BUCHA PINO MANGA EIXO 0,30MM

016932



7.100 / 8.100 / 8.140 / 8.140CO / 8.140CE / 8.  
140CKD / 8.150E / 8.150 / 9.150E / 7.120 / 8.120 /

#### 2R0407171B O BUSHING

BUCHA PINO MANGA EIXO STD

007802  
2R0407397 O



7.100 / 8.100 / 8.140 / 8.140CO / 8.140CE / 8.  
140CKD / 8.150E / 8.150 / 9.150E / 7.120 / 8.120 /

#### 2R0407172 BUSHING KING PIN

BUCHA CHIME MANGA EIXO

019834



7.100 / 8.100 / 8.140 / 8.140CO / 8.140CE / 8.  
140CKD / 8.150E / 8.150 / 9.150E / 7.120 / 8.120 /

#### 2R0805244A BUSHING

BUCHA ARTICULACAO DIANT. CABINA

013268



7.100 / 8.120 / 8.150 / 13.150 / 13.170 / 13.180 /  
15.180 / 15.170 / 17.210 / 17.220 / 17.300 / 18.310

#### 2R4405421 KING PIN BUSHING AGRALE

BUCHA PINO MANGA EIXO AGRALE =STD=

024558



#### 2R4405421 10 KING PIN BUSHING AGRALE

BUCHA PINO MANGA EIXO AGRALE 0,10MM

024557



#### 2R4405421 20 KING PIN BUSHING AGRALE

BUCHA PINO MANGA EIXO AGRALE 0,20MM

024555



#### 2R4405421 30 KING PIN BUSHING AGRALE

BUCHA PINO MANGA EIXO AGRALE 0,30MM

024556



#### 2RD807899 BUSHING

BUCHA SUPORTE PLACA

012457



TODOS VEICULOS APARTIR 1994 /

#### 2RP301461 FORK BUSHING

BUCHA GARFO SELETOR TRAMBULADOR

005286



8.150E / 17.250E / 7.100 / 8.100 / 8.120 / 8.150 /  
8.140 / 8.140CO / 8.140CE / L.80 / 12.140T / 12.

#### 2T2141197 BUSHING

BUCHA COROA GARFO EMBREAGEM

017868



13.180E CONSTELLATION / 15.180E  
CONSTELLATION / 17.250E CONSTELLATION /

#### 2T2141197A CLUTCH FORK BUSHING

BUCHA GARFO EMBREAGEM

017869



15.180EOD / 15.190EOD / 13.180E  
CONSTELLATION / 15.180E CONSTELLATION /



## 1.21 BUCHAS DIVERSAS BUSHING ALL TYPE

### 3312252 FORK BUSHING

BUCHA GARFO SELETOR TRAMBULADOR  
023245



12.140H / 14.150 / 12.170BT / 14.170BT / 12.140T / 12.180 / 14.180 / 14.200 / 16.170 / 14.220 /

### NFU800900 BOX PIN SPACER BUSHING

BUCHA ESPAC. PINO CABINA  
006334



TODOS A PARTIR 1991 /

### T06407172 BUSHING KING PIN VW

BUCHA CHIME MANGA EIXO  
019830



6.80 / 6.90 / 7.90S / 7.110S / 7.90 /

### T11407172 BUSHING KING PIN VW

BUCHA CHIME MANGA EIXO  
019832



12.140T / 12.170BT / 12.140H / 11.130 / 13.130 / 14.140 / 11.140 /

### T16407172 BUSHING KING PIN VW

BUCHA CHIME MANGA EIXO  
019836



14.150 / 14.170BT / 14.220 / 16.170 / 16.220 / 16.300 / 24.250 / 35.300 / 40.300 / 16.220 LEITO /

### TE3141869 CLUTCH FORK SHAFT

BUCHA EIXO DO GARFO EMBREAGEM  
005067  
TJG141869



12.170BT / 12.180 / 14.150 / 14.170BT / 14.180 / 14.220 / 16.170 / 16.180CO / 16.210CO / 16.220 /

### TJG899441 ENGINE BUSHING

BUCHA PARTIDA  
006707



7.100 / 8.100 / 8.140 / L.80 / 12.140T / 12.170BT / 12.180 / 14.150 / 14.170BT / 14.180 / 14.220 / 16.

### TMJ512393 BUSHING

BUCHA TIRANTE  
004848



/ 24.250 / 24.220

## 1.22 BUJAO PLUG

### TE3103113Q PLUG

PARAF. ALLEN S/ CAB. M8X1,0X8 DIN 913  
014682  
217631



12.170BT / 14.170BT / 14.220 / 16.170 / 16.220 / 16.300 / 24.250 / 35.300 / 40.300 / 16.220 LEITO /

### TE3103193 CRANKCASE CUMMINS

BUJAO CARTER CUMMINS  
006571  
2TC145915



/ 17.250E / 12.170BT / 13.170 / 13.190 / 14.170BT / 14.220 / 15.170 / 16.170 / 16.170BT / 16.

## 1.23 CABO CABLE

### 2RD957805B SPEEDOMETER CABLE -

CABO VELOCIMETRO - 2680MM  
005385



/ 7.100 / 8.140 / 8.100 / 8.140CE / 8.140CO / 8.140CKD

### 2RG957805G CABLE

CABO TACOG. P/ EIXO 4.6MM =2595MM=  
014079



12.140T /

### 2RL721555B THROTTLE CABLE 1345 MM

CABO ACELERADOR 1345MM  
005395



/ 16.170BT

### 2RP957805 SPEEDOMETER CABLE -

CABO VELOCIMETRO - 3232MM  
004188



/ 16.210CO

### 2S0721555H THROTTLE CABLE 1340 MM

CABO ACELERADOR 1340MM  
003776  
2TD721555



/ 16.170 / 12.170BT / 14.170BT / 16.200

### 2S0721556A THROTTLE CABLE

CABO ACEL. PEDAL A CX. S/ ACEL. MAN. -  
005411



/ 13.180 / 15.180 / 17.210 MWM EURO 2 / 23.210 MWM EURO 2

### 2U0721555B THROTTLE CABLE 1734 MM

CABO ACELERADOR 1734MM  
005390  
TRG721555



/ 35.300 / 24.250 CHILE / 35.300 CHILE / 35.300 LEITO

### 2VG721555 THROTTLE CABLE - 1147

CABO ACELERADOR S/ MANUAL - 1147MM  
004010



/ 13.170 / 15.170 / 13.190 / 15.190

## 1.23 CABO CABLE

### 2VG721555A THROTTLE CABLE 1525MM

CABO ACELERADOR 1525MM  
004011



/ 17.210 CUMMINS EURO 2 / 23.210 CUMMINS EURO 2

### T00711335A CONTROL STOP CABLE -

CABO PARADA MOTOR =2550MM=  
003782  
VC-855  
31055



/ 11.130 / 13.130 / 14.140 / 11.140 / 12.140 /

### T00711335B CABLE

CABO ESTRANGULADOR C/ BOTAO =2420MM=  
014077  
11155B



6.80 /

### T00957805B SPEEDOMETER CABLE -

CABO VELOCIMETRO - 3500MM  
003780



/ 11.130 / 13.130 / 11.140 / 12.140 / 14.140

### T00957805C CABLE

CABO TACOG. P/ EIXO 3.6MM =4900MM=  
014081  
11903



22.160 /

### T06609701 HAND BRAKE CABLE - LEFT

CABO FREIO MAO L.E. =1558MM=  
004018  
2R0609701



/ 6.90 / 7.90 / 7.110S / 7.90S

### T06609702 HAND BRAKE CABLE -

CABO FREIO MAO L.D. =1195MM=  
004019  
2R0609702



/ 6.90 / 7.90 / 7.110S / 7.90S

### T11957805 CABLE

CABO TACOG. P/ EIXO 3.6MM =3500MM=  
014080  
11511



7.90S / 7.110S CURVAO / 7.90S CURVAO /

### T12957805 SPEEDOMETER CABLE -

CABO VELOCIMETRO - 3500MM  
004192



/ 6.90 / 7.90S / 7.110S

### TAP957805C SPEEDOMETER CABLE -

CABO VELOCIMETRO - 3340MM  
004183



/ 7.100 / 8.140 / 8.140CO / 8.140CE

### TAR957805 SPEEDOMETER CABLE -

CABO VELOCIMETRO - 3240MM  
004184



/ 16.180CO

### TD1711877B OUTLET IN MOTION CABLE

CABO ACION. TOMADA FORCA - 3320MM  
005398  
2R0711877



/ 6.90 / 7.90S / 7.110S / 11.130 / 13.130 / 14.140 / 11.140 / 12.140

### TD1711877C OUTLET IN MOTION

CABO ACEL. TOMADA FORCA - 3920MM  
005399  
2R0711877A



/ 6.90 / 7.90S / 7.110S / 11.130 / 13.130 / 14.140 / 11.140 / 12.140

## 1.24 CALCO SHIM

### 2R0103548F WHEEL CHOCK

CALCO CAMISA 0,25 MM MWM X 10  
012991  
9610083400404



7.100 / 8.100 / 8.140 / 8.140CO / 8.140CE / L.80 / 12.140T / 12.180 / 14.150 / 14.180 / 16.180CO /

### 2R0103548G WHEEL CHOCK

CALCO CAMISA 0,40 MM MWM X 10  
012990  
9610083400414



7.100 / 8.100 / 8.140 / 8.140CO / 8.140CE / L.80 / 12.140T / 12.180 / 14.150 / 14.180 / 16.180CO /

### 2R0103548H WHEEL CHOCK

CALCO CAMISA 0,30 MM MWM X 10  
013052



7.100 / 8.100 / 8.140 / 8.140CO / 8.140CE / L.80 / 12.140T / 12.180 / 14.150 / 14.180 / 16.180CO /

### 2R0103548I WHEEL CHOCK

CALCO CAMISA 0,50 MM MWM X 10  
013154



7.100 / 8.100 / 8.140 / 8.140CO / 8.140CE / L.80 / 12.140T / 12.180 / 14.150 / 14.180 / 16.180CO /

## 1.24 CALCO

### SHIM

#### 2R0407071 WHEEL CHOCK

CALCO PINO MANGA EIXO 57X33,4X0,3  
010336  
500053593



8.150E / 8.150 / 9.150E / 7.120 / 8.120 / 5.140  
MWM DELIVERY / 8.150 MWM DELIVERY / 9.

#### 2R0407071A KING PIN WASHER 57X33,

CALCO AJUSTE MANGA EIXO 57X33,4X0,5  
019550



8.150E / 8.150 / 9.150E / 7.120 / 8.120 / 5.140  
MWM DELIVERY / 8.150 MWM DELIVERY / 9.

#### 2R0407071B KING PIN WASHER 57X33,

CALCO AJUSTE MANGA EIXO 57X33,4X1  
019551



8.150E / 8.150 / 9.150E / 7.120 / 8.120 / 5.140  
MWM DELIVERY / 8.150 MWM DELIVERY / 9.

#### 2RD407661D KING PIN WASHER 50,

CALCO AJUSTE MANGA EIXO 50,00X29,50X0,  
019547



7.100 / 8.100 / 8.140 / L.80 / 6.90 / 7.90S / 7.110S  
/ 6.80 /

#### 2RK107119 CYLINDER LINER RUBBER

CALCO CAMISA 0,10 MM CUMMINS  
005279  
T7110-010



14.220 / 16.170 / 16.220 / 16.300 / 24.250 / 35.300  
/ 40.300 / 16.220 LEITO / 18.310 / 26.260 / 26.310

#### 2RK107121 CYLINDER LINER RUBBER

CALCO CAMISA 0,15 MM CUMMINS  
005280  
T7115-015



14.220 / 16.170 / 16.220 / 16.300 / 24.250 / 35.300  
/ 40.300 / 16.220 LEITO / 18.310 / 26.260 / 26.310

#### 2RK107123 CYLINDER LINER RUBBER

CALCO CAMISA 0,20 MM CUMMINS  
005281  
T7120-020



14.220 / 16.170 / 16.220 / 16.300 / 24.250 / 35.300  
/ 40.300 / 16.220 LEITO / 18.310 / 26.260 / 26.310

#### 2RK107124 WHEEL CHOCK

CALCO CAMISA 0,25 MM CUMMINS  
013047



14.220 / 16.170 / 16.220 / 16.300 / 24.250 / 35.300  
/ 40.300 / 16.220 LEITO / 18.310 / 26.260 / 26.310

#### 2RK107125 WHEEL CHOCK

CALCO CAMISA 0,50 MM CUMMINS  
013048



14.220 / 16.170 / 16.220 / 16.300 / 24.250 / 35.300  
/ 40.300 / 16.220 LEITO / 18.310 / 26.260 / 26.310

#### 2RK107126 SHIM 0,30MM CUMMINS

CALCO CAMISA 0,30 MM CUMMINS  
024210



14.220 / 16.170 / 16.220 / 16.300 / 24.250 / 35.300  
/ 40.300 / 16.220 LEITO / 18.310 / 26.260 / 26.310

#### 2U2103548A WHEEL CHOCK

CALCO CAMISA 0,10 MM MWM EURO 3  
014003



19.320E CONSTELLATION / 19.370  
CONSTELLATION / 25.370E CONSTELLATION /

#### 2U2103548B WHEEL CHOCK

CALCO CAMISA 0,25 MM MWM EURO 3  
014004  
2U2103548E



19.320E CONSTELLATION / 19.370  
CONSTELLATION / 25.370E CONSTELLATION /

#### 2U2103548C WHEEL CHOCK

CALCO CAMISA 0,50 MM MWM EURO 3  
014006  
2U2103548G



19.320E CONSTELLATION / 19.370  
CONSTELLATION / 25.370E CONSTELLATION /

#### 2U2103548F SHIM 0,15MM MWM 6CYL 9,3L

CALCO CAMISA 0,15 MM MWM 6CL 9,3L 370CV  
024016



26.260 CONSTELLATION / 31.260  
CONSTELLATION / 31.320E CONSTELLATION /

#### 2U2103548Y WHEEL CHOCK

CALCO CAMISA 0,30 MM MWM EURO 3  
014005



19.320E CONSTELLATION / 19.370  
CONSTELLATION / 25.370E CONSTELLATION /

#### T06107119 WHEEL CHOCK

CALCO CAMISA 0,10 MM MWM 229  
013960  
922903400214



12.140H / 6.90 / 7.90S / 11.130 / 13.130 / 14.140 /  
11.140 / 12.140 / 7.90 /

#### T06107121 WHEEL CHOCK

CALCO CAMISA 0,15 MM MWM 229  
013961  
922903400234



12.140H / 6.90 / 7.90S / 11.130 / 13.130 / 14.140 /  
11.140 / 12.140 / 7.90 /

#### T06107123 WHEEL CHOCK

CALCO CAMISA 0,20 MM MWM 229  
013962  
922903400244



12.140H / 6.90 / 7.90S / 11.130 / 13.130 / 14.140 /  
11.140 / 12.140 / 7.90 /

#### T16407679A WHEEL CHOCK

CALCO PINO MANGA EIXO 63,5X45,9X0,3  
010349



12.180 / 14.150 / 14.170BT / 14.180 / 14.220 / 16.  
170 / 16.180CO / 16.210CO / 16.220 / 16.300 / 24.

#### T75411185A SHIM

CALCO APOIO GRAMPO MOLA  
014621



#### TAE107119 SPACER LINER RUBBER 0,

CALCO CAMISA 0,10 MM MWM X 10  
005283  
961083400384  
961083400154  
2R0103548D



7.100 / 8.100 / 8.140 / 8.140CO / 8.140CE / L.80 /  
12.140T / 12.180 / 14.150 / 14.180 / 16.180CO /

#### TAE107121 SPACER LINER RUBBER 0,

CALCO CAMISA 0,15 MM MWM X 10  
005284  
961083400164  
2R0103548E



7.100 / 8.100 / 8.140 / 8.140CO / 8.140CE / L.80 /  
12.140T / 12.180 / 14.150 / 14.180 / 16.180CO /

#### TAE107123 SPACER LINER RUBBER 0,

CALCO CAMISA 0,20 MM MWM X 10  
005285  
T7123-020  
961083400174



7.100 / 8.100 / 8.140 / 8.140CO / 8.140CE / L.80 /  
12.140T / 12.180 / 14.150 / 14.180 / 16.180CO /

## 1.25 CAPA COVER

### TAT863057232 COVER UNDER

COBERTURA INF. PAINEL INSTR. L.E. (CINZA)  
012589



8.140CO / 8.140CE / 12.140 / 12.170BT / 12.180 /  
14.150 / 14.170BT / 14.180 / 14.220 / 16.170 / 16.

## 1.26 CHAPA PLATE

### 2S2253691 ENGINE BRAKE PLATE

CHAPA ENCOSTO FREIO MOTOR  
017727



26.220 / 26.260 CONSTELLATION / 31.260  
CONSTELLATION / 31.320E CONSTELLATION /

## 1.27 CHAVETA KEY

### 2R0419548 RETAINING PIN

CHAVETA PINO MANGA EIXO  
010337  
2P0419548



8.150E / 8.150 / 9.150E / 7.120 / 8.120 / 5.140  
MWM DELIVERY / 8.150 MWM DELIVERY / 9.

### 2RD407689 KEY, KING

CHAVETA TRAVA PINO MANGA EIXO  
007448  
02989555



7.100 / 8.100 / 8.140CO / 8.140CE / L.80 / 8.  
140CKD / 6.90 / 7.90S / 7.110S / 7.90 / 8.150E / 8.

### T11407693 PIN UPPER

CHAVETA PINO MANGA EIXO  
007854  
2S0419548  
T16407693



12.180 / 14.150 / 14.170BT / 14.180 / 14.220 / 16.  
170 / 16.180CO / 16.210CO / 16.220 / 16.300 / 17.

### TJG407689 PIN LOWER

CHAVETA PINO MANGA EIXO  
007852  
2S0419548A  
T11407689



12.180 / 14.150 / 14.170BT / 14.180 / 14.220 / 16.  
170 / 16.180CO / 16.210CO / 16.220 / 16.300 / 35.

## 1.28 CILINDRO CYLINDER

### 2B510014 COMPRESSOR LINER LK15

CIL. COMPR. LK15 (VW) (MF0641)  
011538



8.150E / 5.140 MWM DELIVERY / 8.150 MWM  
DELIVERY / 9.160E

### 2P0721405 CLUTCH CYLINDER VW

CIL.ACION.EMBR.VW  
025296



17.210E OD / 15.180E OD / 15.190E OD /

### 2RP253861 ENGINE BRAKE CYLINDER

CIL. ACION. FREIO MOTOR SIST. WABCO  
005095  
2TK253861



12.140T / 12.180 / 14.150 / 14.180 / 14.220 / 16.  
170 / 16.180CO / 16.220 / 16.300 / 17.210OD / 24.

### 2S2298109 ENGINE BRAKE CYLINDER

CIL. ACION. FREIO MOTOR  
017728



26.220 / 26.260 CONSTELLATION / 31.260  
CONSTELLATION / 31.320E CONSTELLATION /

### 2S2721261 CLUTCH CYLINDER 36MM

CIL. ACION. EMBR. DIAM. 36MM CONSTEL.=  
022255  
2S2721261B



13.180E CONSTELLATION / 15.180E  
CONSTELLATION / 17.250E CONSTELLATION /

### 2T2721261F CLUTCH CYLINDER 36MM

CIL. EMBR. DIAM. 36MM CONSTELLATION  
018861  
2T2721261C  
2T2721261



26.260 CONSTELLATION / 31.260  
CONSTELLATION / 31.320E CONSTELLATION /

### 2TA253861 ENGINE BRAKE CYLINDER

CILINDRO F. MOTOR SIST. WABCO  
005097



7.100 / 8.100 / 8.140 / 8.140CO / 8.140CE / L.80 /  
8.140CKD / 7.110 / 17.240OT / 18.310OT / 17.

### 2VB721405 CLUTCH MASTER

CIL. MESTRE EMBREAGEM  
013494



7.100 / 8.140CO / 8.140CE / 24.250 / 40.300 / 24.  
220 / 7.110 / 17.210 / 17.220 / 17.300 / 26.300 /

## 1.28 CILINDRO

### CYLINDER

#### **2Z0721885** CLUTCH CYLINDER MBB (NO

CARCACA CIL.LONGO SERVO EMBR.MBB.S/  
022953



15.190E OD MWM EURO 3 / 17.210E OD MWM  
EURO 3 / 17.260EOT / 18.320EOT / 15.180E OD

#### **4214110960** ENGINE BRAKE CYLINDER

CILINDRO F. MOTOR SIST. WABCO  
022634



14.150 / 14.220 / 16.170 / 16.220 / 24.250 / 35.300  
/ 12.140H / 16.220 LEITO / 24.220 / 35.300 LEITO

#### **4214450020** ENGINE BRAKE CYLINDER

CILINDRO F. MOTOR SIST. WABCO  
022662



7.100 / 8.100 / 8.140 / 8.140CO / 8.140CE / L.80 /  
8.140CKD / 7.110 / 17.240OT / 18.310OT / 17.

#### **970930104** CLUTCH SERVO HOUSING

CIL. LONGO SERVO EMBR. S/INDIC.  
006457



17.250E / 16.180CO / 17.210 / 16.210CO / 17.220  
/ 17.300 / 17.210OD / 17.310 / 18.310 / 24.250 /

#### **B925741** COMPRESSOR CYLINDER

CIL. COMPR. LK38 (REGULADOR 88MM)  
011534



7.100 / 8.100 / 8.140 / 12.140T / 11.130 / 11.140 /  
12.140 / 11.160 / 14.170

#### **B925746** COMPRESSOR CYLINDER

CIL. COMPR. LK38 VW (GOVERNADOR)  
011536



7.100 / 8.100 / 8.140 / 12.140T / 14.150 / 11.130 /  
11.140 / 12.140 / 14.200

#### **C64110** COMPRESSOR CYLINDER

CIL. COMPR. LK39 (REGULADOR 88MM)  
011535



7.100 / 16.210CO / 17.210OD / 15.180EOD / 15.  
190EOD / 26.260E / 31.260E / 17.210E OD / 7.110

#### **I90281** ENGINE BRAKE CYLINDER

CIL.ACION.FREIO MOTOR  
022636



7.100 / 8.100 / 8.140 / 8.140CO / 8.140CE / L.80 /  
8.140CKD / 7.110 / 17.240OT / 18.310OT / 17.

#### **K033409** CLUTCH CYLINDER 36MM

CIL.ACION.EMBR.DIAM.36MM.COSTEL.HASTE  
018730  
2T2721261C  
2T2721261



26.260 CONSTELLATION / 31.260  
CONSTELLATION / 31.320E CONSTELLATION /

#### **K033411** CLUTCH CYLINDER 36MM

CIL.ACION.EMBR.36MM.COSTEL.HASTE  
019631  
2S2721261B



13.180E CONSTELLATION / 15.180E  
CONSTELLATION / 17.250E CONSTELLATION /

#### **RCCE00297** CLUTCH MASTER

CIL. MESTRE EMBREAGEM DIAM. 22,22MM  
022625  
TE3721405  
TAR721405



12.140H / 14.150 / 14.220 / 16.210 / 16.220 / 24.  
250 / 35.300 / 14.200 / 16.170 / 16.220 LEITO /

#### **RCCE00440** CLUTCH AUX. CYLINDER

CILINDRO AUX. EMBREAGEM  
023654  
TAP721261



7.100 / 8.100 / 8.140 / 8.140CO / 8.140CE / L.80 /  
12.140T / 8.140CKD / 12.140 / 7.110 / 8.150 / 7.

#### **RCCE00700** CLUTH MASTER CYLINDER

CIL. MESTRE EMBREAGEM  
023771



7.100 / 8.140CO / 8.140CE / 24.250 / 40.300 / 24.  
220 / 7.110 / 17.210 / 17.220 / 17.300 / 26.300 /

#### **TAF253861** ENGINE BRAKE CYLINDER

CIL. ACION. FREIO MOTOR SIST. KNORR  
005096



7.100 / 8.100 / 8.140 / 14.220 / 16.170 / 16.180CO  
/ 16.210CO / 16.220 / 16.300 / 24.250 / 35.300 /

#### **TF3721405** CLUTCH MASTER

CIL. MESTRE EMBREAGEM DIAM. 22,22MM  
004560  
TE3721405  
TAR721405



12.140H / 14.150 / 14.220 / 16.210 / 16.220 / 24.  
250 / 35.300 / 14.200 / 16.170 / 16.220 LEITO /

#### **TN4253861** ENGINE BRAKE CYLINDER

CILINDRO F. MOTOR SIST. WABCO  
005094



14.150 / 14.220 / 16.170 / 16.220 / 24.250 / 35.300  
/ 12.140H / 16.220 LEITO / 24.220 / 35.300 LEITO

## 1.29 COLUNA

### COLUMN

#### **T00415721A** STEERING COLUMN

COLUNA DIRECAO  
012484  
2106101101X



13.130 / 14.140 / 11.140 / 12.140 /

## 1.30 COPO GLASSE

### 2R0201589 WATER COLECTOR

COPO FILTRO D'AGUA  
013475



7.100 / 8.140CO / 8.140CE / 16.220 / 24.250 / 40.300 / 18.310 / 26.260 / 26.310 / 26.220 / 31.260 /

## 1.31 COXIM RUBBER MOUNTING

### 2P0711026 GEAR LEVER MOUNTING

COXIM ALAVANCA CAMBIO  
018261



5.140 MWM DELIVERY / 8.150MWM DELIVERY /

### T06199201 FRONT ENGINE BUFFER

COXIM DIANTEIRO MOTOR  
004482  
BD4T6038A



6.90 / 7.90S / 7.110S /

### TJG899607 FRONT CAB BUFFER

COXIM DIANTEIRO CABINA  
004488  
2R0899413A



7.100 / 8.100 / 8.140 / 8.140CO / 8.140CE / L.80 / 12.140T / 12.170BT / 12.180 / 14.150 / 14.170BT

## 1.32 CUPILHA COTTER PIN

### TAF299263 LOCKING PIN

CUPILHA FREIO MOTOR 5,64X1/2  
017712



7.100 / 8.100 / 8.140 / 8.140CO / 8.140CE / L.80 / 14.220 / 16.170 / 16.180CO / 16.220 / 16.300 / 24.

## 1.33 DEFLETOR DEFLECTOR

### TJG807741 BUMPER LOWER

DEFLETOR INFERIOR PARACHOQUE  
004815



/ 12.140 / 14.150 / 14.200 / 14.220 / 16.170 / 16.220 / 24.250 / 35.300 / 16.220 LEITO / 24.220 /



## 1.34 DOBRADICA HINGE

### 2R2823301 HINGE

DOBRADICA TAMPA FRONTAL L.E.  
018519



24.250ECONSTELLATION / 17.250E  
CONSTELLATION / 19.320E CONSTELLATION /

### 2R2823302 HINGE

DOBRADICA TAMPA FRONTAL L.D.  
018520



24.250ECONSTELLATION / 19.320E  
CONSTELLATION / 19.370 CONSTELLATION /

## 1.35 EIXO AXLE

### 2RD253869 THROTTLE SET

CONJ. EIXO BORBOLETA FREIO MOTOR  
017722



7.100 / 8.100 / 8.140 / 8.140CO / L.80 / 12.140T /  
15.180EOD / 15.190EOD / 7.110 / 8.150E / 8.150 /

### 2RD525177A SHAFT =28,5X139,5MM=

EIXO CAIXA SATELITE =28,5X139,5MM=  
018423



7.100 / 8.140 ARGEN. / 8.140 BOLIVIA / 8.100 / L.  
80 / 8.140CO / 8.140CE / CONSTELLATION /

### 2RD525177B SHAFT =25,3X176MM=

EIXO CAIXA SATELITE =25,3X176MM=  
018425



7.100 / 8.140 / 8.100 / 8.140CO / 8.140CE / 8.140  
CE CHILE / 8.140 CO CHILE /

### 2RM141863 CLUTCH FORK SHAFT

EIXO GARFO EMBREAGEM =COMPR. 188,  
018185



23.220 / 17.220 /

### 2S0141707 CLUTCH FORK SHAFT

EIXO GARFO EMBREAGEM =COMPR. 188,  
018193



13.170E / 15.170E / 15.190E / 15.180E / 13.180E /

### 2S2253869A THROTTLE SET

CONJ. EIXO BORBOLETA FREIO MOTOR  
017729



13.180E CONSTELLATION / 15.180E  
CONSTELLATION /

### 2S2253869B THROTTLE SET

CONJ. EIXO BORBOLETA FREIO MOTOR  
017734



26.260 / 26.220 / 31.260 / 26.260  
CONSTELLATION / 31.260 CONSTELLATION /

### 2U0141701B CLUTCH FORK SHAFT

EIXO GARFO EMBREAGEM =COMPR. 188,  
018195



26.260E / 31.260E /

### TAR721075 CLUTCH AND BRAKE

EIXO PEDAIS FREIO E EMBREAGEM  
005139



/ 16.180CO / 16.210CO / 17.210 / 17.210OD / 17.  
240OT / 18.310OT / 15.180EOD / 15.190EOD / 17.

### TE3141865 CLUTCH FORK AXLE

EIXO GARFO EMBREAGEM  
005066



/ 14.210 / 16.210

### TJG141865 SMALL CLUTCH FORK

EIXO GARFO EMBREAGEM PEQUENO  
005063



/ 17.250E / 12.170BT / 12.180 / 13.170 / 13.180 /  
13.190 / 14.150 / 15.180 / 14.170BT / 14.180 / 14.

### TJG253869A ENGINE BRAKE AXLE -

CONJ. EIXO FREIO MOTOR (COD.5084)  
006280  
TAF253869A



14.220 / 16.170 / 16.220 / 16.300 / 24.250 / 35.300  
/ 40.300 /

### TJG899369 CAB LOCK AXLE

EIXO TORRE TRASEIRA CABINA  
004554



/ 14.200 / 12.140H / 14.150 / 14.220 / 16.170 / 16.  
220 / 16.220 LEITO / 24.220 / 24.250 / 35.300 /

### TJG899369 X MOUNTING SHAFT

JOGO EIXO TORRE TRAS. CABINA (ANEL+  
009393



7.100 / 8.100 / 8.120 / 8.150 / 8.140 / L.80 / 12.  
140T / 12.170BT / 12.180 / 13.150 / 13.180 / 14.

## 1.36 EMBOLO

### PISTON

#### T12525371 ALLOY REDUCTION PISTON

EMBOLO REDUZIDA ALUMINIO =ANODIZADO=  
023751



14.200 / 12.140H / 14.150 / 14.150 CHILE / 14.220  
/ 16.170 / 16.170 EXP.ARGENTINA / 16.220 / 16.

## 1.37 ENGRENAGEM

### GEAR

#### 2RJ311261 IDLER GEAR, 2ND SPEED

ENGRENAGEM 2ª VEL.  
007219



14.200 / 16.170 / 16.180CO / 16.210CO / 13.170E  
/ 15.170E / 13.180E / 15.180E / 15.190E /

#### 2TA957821B SPEEDO PINION 18 TEETH

PINHAO VELOCIMETRO - 18 DENTES  
005018



/ L.80

#### T06525159A PLANETARY GEAR 16

ENGR. PLAN. 16 DENTES - 35 ESTRIAS  
004745



/ 6.80 / 6.90 / 7.90S / 7.110S

#### T11957821A SPEEDO PINION 15 TEETH

PINHAO VELOCIMETRO - 15 DENTES  
005019



/ 11.130 / 11.140 / 12.140 / 13.130

## 1.38 ESFERA

### BALL

#### 600711569 NYLON BALL GEAR BOX

ESFERA NYLON ALAVANCA CAMBIO  
006341



/ 11.130 / 13.130

#### T06311521 BALL 3/16"

ESFERA ACO 3/16"  
013618  
10J6



7.90S / 7.110S / 8.150E / 17.250E / 7.100 / 8.100 /  
8.120 / 8.150 / 8.140 / 8.140CO / 8.140CE / L.80 /

## 1.39 ESPACADOR

### SPACER

#### 9617232014 SPACER W/THREAD AND

ESPACADOR C/ ROSCA E S/ ROSCA  
016064



13.170E / 13.170 / 15.170 / 13.150 / 13.180 / 15.  
180

## 1.40 ESTICADOR

### BELT TENSIONER

#### 2R0145299 BELT TENSIONER =

ESTIC. CORREIA MOTOR =ELETRONICO=

011246  
4894116  
4891116



17.250E / 23.250E / 24.250E / 8.150E / 13.170E /  
15.170E / 15.190E / 9.150E / 15.180E / 13.180E /

#### 2T0145299 ENGINE BELT SUPPORT

ESTIC. CORREIA CUMMINS. POLIA LISA

005077  
2TA0145299  
2T0145299B



18.310 / 26.260 / 26.310 / 31.260 / 31.310 / 17.220  
/ 17.310 / 23.220 / 17.180 CUMMINS EURO 3 / 17.

#### 2T2145299A BELT TENSIONER

ESTIC. CORREIA MOTOR

011247  
3973831  
2T2145299



CONSTELLATION /

#### 2U0145299 BELT SUPPORT CUMMINS

ESTIC. CORREIA MOTOR CUMMINS

005076  
2U0145299A  
2S0145299  
2S0145299B  
2TD145275  
TJG145275



/ 14.210 / 16.210 / 12.170BT / 13.170 / 13.190 /  
14.170BT / 15.160 / 14.220 / 15.170 / 16.170 / 16.

## 1.41 ESTRIBO

### RUNNING BOARD

#### 2S2821331 RUNNING BOARD

ESTRIBO FRONTAL CONSTELLATION

014331  
2S28213314M2



17.250E CONSTELLATION / 24.  
250ECONSTELLATION / 13.180E

#### 2T2821687 RUNNING BOARD L.H.

ESTRIBO SUP. TETO BAIXO L.E.

014327  
2T28216874M2



17.320E CONSTELLATION / 19.320E  
CONSTELLATION / 19.370 CONSTELLATION /

## 1.42 FECHADURA

### DOOR LOCK

#### TAC837015 LEFT DOOR LOCK L.H.

FECHADURA PORTA L.E.

003756  
2R0837015  
2318370151  
211837015H  
2118370151



7.100 / 8.100 / 8.140 / L.80 / 12.140T / 12.170BT /  
12.180 / 14.150 / 14.170BT / 14.180 / 14.220 / 16.

#### TE3837016 RIGHT DOOR LOCK

FECHADURA PORTA L.D.

003755  
2R0837016  
2318370161  
211837016H  
2118370161



7.100 / 8.100 / 8.140 / L.80 / 12.140T / 12.170BT /  
12.180 / 14.150 / 14.170BT / 14.180 / 14.220 / 16.

## 1.43 FILTRO

### FILTER

#### T11130125 FILTER

FILTRO (PENEIRINHA)

006275



6.90 / 7.90S / 7.110S / 11.130 / 11.140 / 12.140 /  
13.130 / 14.140 / 14.150 / 12.180 / 14.180 / 16.

#### T11198165 DIESEL PRE-FILTER

PRE-FILTRO DIESEL =S/CABECOTE=

006277



/ 6.90 / 7.90S / 7.110S / 11.130 / 11.140 / 12.140 /  
13.130 / 14.140 / 16.210CO / 17.210OD

#### T15129620C AIR FILTER SECONDARY

ELEMENTO SECUNDARIO FILTRO AR

005685  
CA3280SY



/ 16.210

#### TE3115561 ENGINE OIL FILTER

FILTRO OLEO MOTOR CUMMINS 8.3L

005039  
TR3115561



/ 14.210 / 16.210

#### TEG129620 AIR FILTER PRIMARY

ELEMENTO PRIMARIO FILTRO AR

005031



/ 12.170BT / 12.180 / 14.150 / 14.170BT / 14.180  
/ 14.200 / 16.200 / 12.140H

#### TEG129620A AIR FILTER SECONDARY

ELEMENTO SECUNDARIO FILTRO AR

005034  
CA4692SY



/ 12.170BT / 12.180 / 14.150 / 14.170BT / 14.180  
/ 14.200 / 16.170 / 16.200 / 12.140H / 14.170

## 1.44 FLANGE

### FLANGE

#### 2T2141255 CLUTCH FORK FLANGE

FLANGE GARFO EMBREAGEM  
018194



26.260 CONSTELLATION / 31.260  
CONSTELLATION / 31.320E CONSTELLATION /

## 1.45 FLANGE E LUVA P/ CARDA

### YOKE

#### T2D525283 PROPELLER SHAFT

FLANGE CARDA DIFERENCIAL TINKEN  
011290



22.140 / 22.160 /

## 1.46 FLEXIVEL

### FLEXIBLE

#### TE3145745A HYDR. STEERING HOSE

FLEXIVEL DIRECAO HIDRAULICA  
004261



/ 14.210

## 1.47 FREIO MOTOR

### EXHAUST BRAKES

#### 2RD253853B ENGINE BRAKE 74MM

FREIO MOTOR =74MM= 2-7/8

005081  
2TK253853  
2TA253853C  
2TA253853B  
2RE253853B  
2RE253853  
2RD253853D



7.100 / 8.100 / 8.140 / 8.140CO / L.80 / 12.140T /  
15.180EOD / 15.190EOD / 7.110 / 8.150E / 8.150 /

#### 2S2253853A ENGINE BRAKE 60MM

FREIO MOTOR =60MM= CONSTELLATION

017731



13.180E CONSTELLATION / 15.180E  
CONSTELLATION /

#### 2S2253853B ENGINE BRAKE 80MM

FREIO MOTOR =80MM= CONSTELLATION

013935  
2T2253853



26.260 / 26.220 / 31.260 / 26.260  
CONSTELLATION / 31.260 CONSTELLATION /

#### 4214289150 ENGINE BRAKE 99MM

FREIO MOTOR =99MM= 3-7/8

021854  
2RK253853  
TMG253853A



14.220 / 16.220 / 16.300 / 24.250 / 35.300 / 40.300  
/ 15.180EOD / 15.190EOD / 24.220 / 18.310 / 26.

#### 4214299190 ENGINE BRAKE 85MM

FREIO MOTOR =85MM= 3- 3/8

022631  
2RH253853  
2T0253853A  
2RP253853C  
TEG253853B  
TEG253853C  
TLG253853A



12.140T / 12.170BT / 12.180 / 14.150 / 14.170BT  
/ 14.180 / 16.170 / 16.180CO / 16.210CO / 17.

#### 4214299340 ENGINE BRAKE 74MM

FREIO MOTOR =74MM= 2-7/8

022630  
2RD253853  
2RD253853D  
2TK253853  
2RD253853C  
2RE253853  
2R0253853B



7.100 / 8.100 / 8.140 / 8.140CO / L.80 / 12.140T /  
15.180EOD / 15.190EOD / 7.110 / 8.150E / 8.150 /

#### SP5074 ENGINE BRAKE =99MM= 3-7/8

FREIO MOTOR =99MM= 3-7/8

023645  
2RK253853  
TMG253853A



14.220 / 16.220 / 16.300 / 24.250 / 35.300 / 40.300  
/ 15.180EOD / 15.190EOD / 24.220 / 18.310 / 26.

#### SP6964 ENGINE BRAKE =85MM=3- 3/8

FREIO MOTOR =85MM=3- 3/8

023642  
2W0253853  
2RH253853C  
2RP253853B  
2RH253853  
2T0253853A  
2RP253853C



12.140T / 12.170BT / 12.180 / 14.150 / 14.170BT  
/ 14.180 / 16.170 / 16.180CO / 16.210CO / 17.

## 1.47 FREIO MOTOR EXHAUST BRAKES

### SP7035 ENGINE BRAKE 74MM

FREIO MOTOR =74MM= 2-7/8

021845  
2RD253853  
2RD253853D  
2TK253853  
2RD253853C  
2RE253853  
2R0253853B



7.100 / 8.100 / 8.140 / 8.140CO / L.80 / 12.140T / 15.180EOD / 15.190EOD / 7.110 / 8.150E / 8.150 /

### TAR253853 ENGINE BRAKE 85MM

FREIO MOTOR =85MM= 3-3/8

005084  
TRA253853  
TLG253853A  
TLG253853  
TEG253853C  
TEG253853B  
TAR253853A



12.140T / 12.170BT / 12.180 / 14.150 / 14.170BT / 14.180 / 16.170 / 16.180CO / 16.210CO / 17.

### TMG253853 ENGINE BRAKE 99MM

FREIO MOTOR =99MM= 3-7/8

007404  
2RK253853  
TMG253853A



14.220 / 16.220 / 16.300 / 24.250 / 35.300 / 40.300 / 15.180EOD / 15.190EOD / 24.220 / 18.310 / 26.

## 1.48 GARFO FORK

### 2RD312021 GEAR SELECTOR TOWER

GARFO SELETOR TORRE CAMBIO  
005160



/ 7.100 / 8.100

### 2RM141861 CLUTCH FORK

GARFO EMBREAGEM C/ROLETE  
005061



12.170BT / 12.180 / 14.150 / 14.170BT / 14.180 / 14.220 / 16.170 / 16.220 / 16.300 / 17.210OD / 24.

### 2S2141719A CLUTCH FORK

GARFO EMBREAGEM C/ROLETE (MODERNO)  
014681  
125731  
2S2141719D



12.170BT / 12.180 / 14.150 / 14.170BT / 14.180 / 14.220 / 16.170 / 16.220 / 16.300 / 17.210OD / 24.

### 2T0141707B FORK CLUTCH BEARING

MANCAL ROLAMENTO GARFO EMBREAGEM  
017832  
2T2141707B  
2T2141707A



19.320E CONSTELLATION / 19.370 CONSTELLATION / 25.370E CONSTELLATION /

### 2T2141719 CLUTCH FORK

GARFO EMBREAGEM C/ ROLETE  
017751  
2T2141719A  
2T2141719E  
2T2141719D



13.180E CONSTELLATION / 15.180E CONSTELLATION / 17.250E CONSTELLATION /

### 2T2141719B CLUTCH ACTIVATION

GARFO EMBREAGEM  
017116



26.260 CONSTELLATION / 31.260 CONSTELLATION / 31.320E CONSTELLATION /

### T11711973 REAR FORK

HASTE TRASEIRO TRAMBULADOR  
005124



/ 6.90 / 11.130 / 13.130

### TAR711523 GEARBOX LEVER BRACKET

GARFO APOIO ALAVANCA CAMBIO  
005155



/ 7.100 / 8.120 / 8.150 / 9.150 / 13.170 / 16.180CO / 16.210CO

### TEG311541A GEAR SELECTOR TOWER

GARFO SELETOR TORRE CAMBIO  
005852



/ 12.140

### TJG141861 CLUTCH FORK

GARFO EMBREAGEM  
005060  
2RP141861A  
2RP141861



14.150 / 14.220 / 16.170 / 16.180CO / 16.210CO / 16.220 / 16.300 / 17.210OD / 24.250 / 35.300 / 16.

### TPH141857 X CLUTCH FORK W/ PIN

GARFO EMBREAGEM C/PINO  
015359  
2R0141719A X



7.100 / 8.100 / 8.140 / 8.140CO / 8.140CE / L.80 / 12.140T / 7.110 / 8.150E / 8.150 / 7.120 / 8.120 /

## 1.49 GUARDA-PO DUST COVERS

### TJG711116 GEARBOX LEVER DUST

GUARDA PO ALAVANCA CAMBIO  
006745



7.100 / 8.100 / 8.140 / 8.140CO / 8.140CE / L.80 / 12.140T / 12.170BT / 12.180 / 14.150 / 14.170BT

## 1.50 HASTE

### ROD

#### 2RP141147 CLUTCH CYLINDER ROD

HASTE CILINDRO EMBREAGEM

005058  
2RP721263



16.180CO /

#### 2RR312141 GEARBOX END SHAFT

HASTE TERM. CAIXA CAMBIO

017794  
20925



24.250 CHILE / 24.250 / 35.300 / 35.300H / 40.300 / 40.300 LEITO / 17.300 / 26.300 / 17.310 / 26.220

#### 2RR312141 C GEARBOX END SHAFT

HASTE TERM. CAIXA CAMBIO =COMPLETO=

018030  
BFOX72028 C



16.300 / 24.250 / 35.300 / 40.300 / 24.220 / 26.260 / 26.310 / 26.220 / 31.260 / 31.310 / 26.260E / 31.

#### 2VB721205 CLUTCH CYLINDER ROD

HASTE ACION. CIL. MESTRE EMBR.

005143



/ 7.100 / 8.120 / 8.140CO / 8.140CE / 8.150 / 9.150 / 13.150 / 16.180CO / 16.210CO / 7.110 / 7.

## T06611647 PULL ROD

HASTE ACION. CIL. RODA DIANT.

013402



6.90 / 7.90S / 7.110S / 7.90 /

## 1.51 HELICE

### FAN

#### 2T2121303 FAN WHEEL

HELICE MOTOR =704MM=

017258  
1932225



19.320E / 25.370E / 19.370E / 25.320E / 25.3200E / 26.260 / 31.260 / 31.320E / 31.370E / 19.

#### 2TB121303 O FAN WHEEL =8 BLADES=

HELICE CUMMINS =8 PAS PLAST=

006014  
1932-136



24.250 / 40.300 / 18.310 / 26.310 / 26.220 / 31.310 / 26.260 CONSTELLATION / 31.260

#### 2W0121303 FAN WHEEL

HELICE MOTOR MWM

017256  
1932184



15.180EOD / 15.190EOD / 17.180 MWM EURO 3 / 17.220 MWM EURO 3 / 24.220 MWM EURO 3 / 15.

#### 2Z0121303B FAN WHEEL

HELICE MOTOR C/CAMBIO ZF/ALLISON 4V =

017260



18.310OT / 17.240OT / 17.260EOT / 18.320EOT /

#### TMJ121303 O FAN WHEEL =9 BLADES=

HELICE MOTOR 9 PAS

007368  
1932081 O  
2TC121303B O



24.250 / 16.300 / 35.300 /

## 1.52 INTERRUPTOR

### SWITCH

#### TAR953235 O LIGHT SWITCH

INTERRUPTOR PISCA ALERTA

007648



16.180CO / 16.210CO /



## 1.53 JOGO DE JUNTA

### GASKET SET

#### 2RD198005C TURBINE GLAND SET MWM

JG. JTAS MWM TURBO 4CIL.

004643  
941080130046  
2RD198005A  
2RE198005



/ 12.140T

## 1.54 JUNTA

### GASKET

#### 2830444 EXHAUST MANIFOLD

JUNTA COL. ESCAP. CUMMINS SERIE B =

024136  
2R0129589D



17.250E / 23.250E / 24.250E / 8.150E / 13.170E / 15.170E / 15.190E / 9.150E / 15.180E / 13.180E /

#### 2P0129589 EXHAUST MANIFOLD

JUNTA COL. ESCAP. CUMMINS SERIE B =

024135  
2R0129589D



9.160 ADVANTECH

#### 2R0253137A BRAKE ENGINE GASKET

JUNTA FREIO MOTOR 74MM

006118



7.100 / 8.100 / 8.140 / 8.140CO / 8.140CE / L.80 / 12.140T / 14.150 / 8.140CKD / 12.140H / 7.110 /

#### 2RD129717 GASKET INTAKE MANIFOLD

JUNTA COL. ADMISSAO =PEQUENA=

004584  
941088530364  
941008530024  
2R0129717A  
2TA129717



/ 7.100 / 8.140 / 8.100 / L.80 / 7.120 / 8.120 / 8.150 / 13.150 / 8.140CE / 8.140CO / 8.140CKD / 8.

#### 2RD130113 GASKET INJEC. PUMP

JUNTA BOMBA INJETORA

004590  
922908530604  
2R0130119C  
2R0130119E  
2TA130113



/ 12.140T / 14.150 / 7.100 / 8.140 / 8.100 / 7.110 / 7.120 / 8.120 / 8.150 / 13.150 / 13.180 / 15.180 / 8.

#### 2S0129589A EXHALUST MANIFOLD

JUNTA COL. ESCAP. CUMMINS SERIE B =

014414  
2R0129589D



17.250E / 23.250E / 24.250E / 8.150E / 13.170E / 15.170E / 15.190E / 9.150E / 15.180E / 13.180E /

#### 2S0253137A BRAKE ENGINE GASKET

JUNTA FREIO MOTOR 85MM

018133  
TGG253135



12.170BT / 12.180 / 14.150 / 14.170BT / 14.180 / 16.170 / 16.180CO / 16.210CO / 17.210OD / 24.

#### 2T2129589 EXHAUST MANIF. GASKET

JUNTA COL. ESCAP. CUMMINS =ELETR.=

014415  
3937479



26.260 CONSTELLATION / 31.260 CONSTELLATION / 31.320E CONSTELLATION /

#### 03618993 GASKET WATER PUMP 229

JUNTA BOMBA D'AGUA 229 TODOS

004610  
922208530134



6.90 / 7.90S / 11.130 / 13.130 / 14.140 / 11.140 / 12.140 / 7.90 /

#### T12525375 SEALING WHIT FELT

FELTRO BRANCO VALV. REDUZIDA

023401



12.170BT / 12.180 / 14.220 / 16.170 / 16.180CO / 16.210CO / 16.220 / 17.210OD / 12.140H / 15.

#### T16407991 UNIVERSAL WHEEL HUB

JUNTA CUBO RODA

013390



12.170BT / 12.180 / 14.220 / 16.170 / 16.180CO / 16.210CO / 16.220 / 17.210OD / 12.140H / 15.

#### T2D312057 GEAR COVER GASKET

JUNTA TAMPA CAMBIO CLARK 280-V

014408  
240038



12.140H / 14.150 / 12.170BT / 14.170BT / 12.140T / 12.180 / 14.180 / 7.90 / 7.90S / 7.110S /

#### TAE109289 TIMING GEAR COVER

JUNTA TAMPA DISTRIBUICAO - MWM

004647  
961088530494  
961088530374  
961008530114  
961007800014  
2S0109245  
2R0109245A



/ 12.180 / 14.150 / 14.180 / 14.200 / 16.180CO / 17.240OT

#### TAE129589 GASKET INTAKE MANIFOLD

JUNTA COLETOR ADMISSAO

004585  
961008530144  
941008530164  
2TA129589



7.100 / 8.100 / 8.140 / 8.140CO / 8.140CE / L.80 / 12.140T / 14.150 / 16.180CO / 16.210CO / 16.210CO / 17.

#### TAE129589A GASKET EXHAUST

JUNTA COLETOR ESCAPE

004586  
961088530524  
961008530204  
2S0129589C  
2S0129589B  
21341370 V



7.100 / 8.140CO / 8.140CE / 12.140T / 14.150 / 16.180CO / 16.210CO / 17.210OD / 8.140CKD /

#### TJG253135 TUBE GASKET

JUNTA FREIO MOTOR 99MM

004631



14.220 / 16.220 / 16.300 / 24.250 / 35.300 / 40.300 / 16.220 LEITO / 18.310 / 26.260 / 26.310 / 26.220

## 1.54 JUNTA GASKET

### TJG301235C GASKET

JUNTA TAMPA CILINDRO CX. CAMBIO

013535  
014349



24.250 / 26.260 / 26.300 / 26.310 / 40.300 / 26.220 / 31.260 / 31.310 / 26.260E / 31.260E / 40.300

### TL7121043 WATER PUMP GASKET

JUNTA B'B D'AGUA

007639  
9229085370734  
922908530224



7.110S /

### TNQ711111 GASKET

JUNTA TRAMBULADOR CAMBIO

007638  
3316780



7.110 / 8.140 / 8.140CE / 8.140CKD / 8.140CO / 8.100 / L.80 / 9.150EOD / 8.150OD / 7.120 / 7.100 /

## 1.55 KIT KIT

### 2R0398031 X LOCK AXLE REPAIR KIT

JG. PINOS E MOLAS TRAVA EIXO CX. ZF

011596



/ 9.150OD / 8.150OD / 9.150EOD / 8.120OD / 8.150 EOD / 8.150E PLUS / 9.150E CUMMINS

## 1.56 LANTERNA LANTERN

### 690949103 SIGN LANTERN

LANTERNA SINALIZADORA

005686



/ L.80

### T12945223A REAR LENS LANTERN

LENTE LANTERNA TRASEIRA

004471



/ 6.90 / 7.90S / 7.110S / 11.130 / 13.130 / 14.140 / 14.210 / 16.210 / 8.150E / 8.100 / 8.120 / 8.150 /

### T12953141 LENS LANTERN - FRONT

LENTE LANT. DIANT. ACRILICA

004475  
2TA953161  
TAC953161



/ 6.90 / 7.90S / 7.110S / 11.130 / 13.130 / 11.140 / 12.140 / 14.150 / 14.200 / 14.220 / 16.170 / 16.220

## 1.57 MACANETA HANDLE

### 111837225D INTERIOR

GATILHO MACANETA INT. PORTA L.E.

011264



12.140T / 12.170BT / 12.180 / 14.150 / 14.170BT / 14.180 / 14.220 / 16.170 / 16.220 / 16.300 / 24.

### 111837226D INTERIOR

GATILHO MACANETA INT. PORTA L.D.

011265



14.150 / 14.220 / 16.170 / 16.220 / 12.170BT / 14.170BT / 16.300 / 24.250 / 35.300 / 35.300 LEITO /

### 211837020999 DOOR INNER HANDLE

MACANETA INTERNA PORTA - L.E.

005194  
21183702021N  
N



/ 6.90 / 7.90S / 7.110S / 11.130 / 13.130 / 14.140 / 7.100 / 8.100 / 8.140 / L.80 / 11.140 / 12.140 / 12.

### 2R2837205 EXTERNAL HANDLE LH

MACANETA EXT. L.E. CONSTELLATION

016006



26.260 CONSTELLATION / 31.260 CONSTELLATION / 31.320E CONSTELLATION /

### 2R2837206 EXTERNAL HANDLE RH

MACANETA EXT. L.D. CONSTELLATION

016007



11.000 (85...)/ 24.250ECONSTELLATION / 17.250E CONSTELLATION / 19.320E

## 1.58 MANCAL BEARING CAP

### 282711119 LEVER BEARING

MANCAL ALAVANCA TRAMBULADOR  
005125



/ 11.130 / 13.130 / 11.140

## 1.59 MANCAL DE EMBREAGEM CLUTCH BEARING

### 2T2141165H CLUTCH BEARING VW

MANCAL EMBREAGEM CONSTELLATION  
014506  
3397  
1428  
1426 R  
2T2141165



24.250 / 13.180 / 15.180 / 17.250 /

### 2T2141165K CLUTCH BEARING VW

MANCAL EMBREAGEM CONSTELLATION  
019466



17.230 ONIBUS / 17-280 CONSTELLATION  
ADVANTECH / 17.230 OMD / 24-280

### T13141161 CLUTCH BEARING =WITH

MANCAL EMBREAGEM C/CUBO E ROLAM.  
004084  
3362 S  
1323 R  
125800 E



11.130 / 13.130 / 14.140 / 11.140 / 12.140 / 7.110 /

### TEG141165 CLUTCH BEARING

MANCAL EMBREAGEM C/ROLAMENTO  
004082  
125802 E  
2R0141165  
2R0141165A  
L5535



7.100 / 8.100 / 8.140 / L.80 / 7.110 / 8.150E / 8.150 / 9.150E / 8.120 / 9.150OD / 8.120OD / 9.

### TEG141165 F CLUTCH BEARING

MANCAL EMBREAGEM C/ROLAMENTO  
022526



7.100 / 8.100 / 8.140 / L.80 / 7.110 / 8.150E / 8.150 / 9.150OD / 8.120OD / 9.150EOD / 6.140 / 7.

## 1.60 MANGUEIRA HOSE

### 2RE129311A BREATHING ENGINE HOSE

MANG. RESPIRO MOTOR  
017843



12.140T / 8.140 / 8.120 / 8.150 / 13.150 / 8.150EOD / 9.150EOD / 8.140CE / 8.140CO / 8.

### 2SP145467 TURBO OIL RETURN HOSE

MANGUEIRA RETORNO OLEO TURBO  
005169  
TE3145467



12.170BT / 14.170BT / 16.170 / 16.200 / 13.190 / 13.170 / 15.170 / 17.210 CUMMINS EURO 2 / 23.

### 2TB121059A RADIATOR WATER HOSE

MANG. SUP. RADIADOR  
012432



17.240OT / 18.310OT /

### 2VU121073 RADIATOR LOWER HOSE

MANGUEIRA INFERIOR RADIADOR  
006021



17.300 / 24.220 CUMMINS BETONEIRA / 26.260 / 31.260 / 31.310 / 26.310 / 18.310 / 24.250 / 23.220

### TJG115451B BREATHING ELBOW HOSE

MANGUEIRA COTOVELO DO RESPIRO  
005184  
TJG115451BS S



/ 12.170BT / 14.170BT / 16.170 / 16.200

## 1.61 MANGUEIRA SILICONE

### SILICON HOSE

#### 2RD129311 BREATHING TUBE HOSE

MANGUEIRA TUBO RESPIRO  
005179  
922908611844



/ 7.100 / 8.100

#### 2RK145467 TURBINE CONEXION HOSE

MANG. LIGACAO TURBINA =SILICONE AZUL=  
005189  
TJG145467  
2T0145671A



14.220 / 16.220 / 16.220 LEITO / 24.220 /

#### 2V5129653

MANG. INTERC. L.D. PRETA (SAIDA) MAN TGX  
027036




#### 2V5129653A

MANG. INTERC. L.E. LARANJA (ENTRADA)  
027037



#### TAL117231 HOSE CONEXION FROM

MANG. LIG. TUBO INTERC./TURBINA  
005186



12.170BT / 14.170BT / 14.220 / 16.170 / 16.180CO / 16.210CO / 16.220 / 16.300 / 17.210OD /

#### TJG115451B S RESPIRE ELBOW HOSE =

MANG. COTOV. RESP. =SILICONE AZUL=  
006653  
TJG115451BS S



/ 12.170BT / 14.170BT / 16.170 / 16.200

#### TQG117231 INTERCOOLER CONEXION

MANG. SILICONE INTERCOOLER =AZUL=  
006923



12.170BT / 14.170BT / 14.220 / 16.170 / 16.180CO / 16.210CO / 16.220 / 16.300 / 17.210OD /

#### TQG117231 O SILICONE HOSE WITH

MANG. SILICONE INTERCOOLER =PRETO=  
004993



12.170BT / 14.170BT / 14.220 / 16.170 / 16.180CO / 16.210CO / 16.220 / 16.300 / 17.210OD /

#### TRG117231A TURBINE CONEXION HOSE

MANGUEIRA LIGACAO TURBINA  
005185  
91HU6W650BA  
TRG117231



/ 24.250 / 35.300

## 1.62 MANOPLA

### KNOB

#### 2RR711259 SHIFT KNOB W/ VALVE

MANOPLA ALAV. CAMBIO C/VALVULA  
007685  
S2581  
TJG711259



24.250 / 24.220 / 26.260 / 26.220 / 31.260 / 31.310 / 26.260E / 31.260E /

#### 2T0711141 SHIFT KNOB

MANOPLA ALAVANCA CAMBIO  
013397  
6038323090  
6005200241



18.310 /

#### TJG711141 SHIFT KNOB

MANOPLA ALAV. CAMBIO  
012469



14.200 / 14.150 / 16.170 / 16.200 / 12.180 / 14.180 / 12.140H / 12.140T / 16.180CO / 13-190 / 15-190 /

#### TJG711259B SHIFT KNOB

MANOPLA ALAVANCA CAMBIO  
013492  
2UU711259  
S2574  
S2571



16.300 / 24.250 / 35.300 / 40.300 / 26.310 / 31.310 / 35.300 LEITO / 40.300 LEITO / 24.250 CHILE /

## 1.63 MOLA

### SPRING

#### 2R0301338 SPRING

MOLA MENOR 1,25 X 7,8 X 43,20 RETIFICADA  
011573  
0732041946



9.150OD / 8.120OD / 8.150 OD / 8.150 EOD / 9.150EOD / 8.150E PLUS / 9.150E CUMMINS

#### 2R0609465 SPRING

MOLA GRANDE PATIM FREIO  
012585



7.110 / 8.150E / 8.150 / 9.150E / 8.120 / 5.140 MWM DELIVERY / 9.150OD / 8.120OD / 8.150 OD

#### 2RG607041 REAR BRAKE SHOE

MOLA SAPATA FREIO TRASEIRO  
005328  
800113



12.140T / 12.170BT / 12.180 / 14.150 / 14.170BT / 14.180 / 14.220 / 16.170 / 16.180CO / 16.210CO /

#### 2RL109623 VALVE SPRING 5.9L SERIE

MOLA VALV. CUM. 5.9L SERIE B  
004910



/ 12.170BT / 13.170 / 13.190 / 14.170BT / 15.170 / 16.170 / 16.200 / 17.210 CUMMINS EURO 2 / 23.

## 1.63 MOLA SPRING

### 2RP253891 ENGINE BRAKE PISTON

MOLA PISTAO FREIO MOTOR  
017946



7.100 / 8.100 / 8.140 / 14.220 / 16.170 / 16.180CO  
/ 16.210CO / 16.220 / 16.300 / 24.250 / 35.300 /

### 2TJ721619 SPRING

MOLA CABO ESTRANGULADOR  
012578



16.210CO / 13.180 / 15.180 / 17.210 MWM EURO  
2 / 23.210 MWM EURO 2 / 18.310OT / 17.240OT /

### T06130553 BRAKE CYLINDER

MOLA RETENCAO CILINDRO FREIO  
012571



6.90 / 7.90 / 7.90S / 7.110S /

### T06609283 BRAKE SHOE RETAINER

MOLA RETENCAO SAPATA  
004926



/ 6.80 / 6.90 / 7.90S / 7.110S

### T13311983 TRAMBULATOR BUSHING

MOLA TRAMBULADOR CAMBIO  
013503  
4303939



12.140H / 14.150 / 12.170BT / 14.170BT / 12.  
140T / 12.180 / 14.180 / 14.200 / 16.170 / 7.90 / 7.

### TAP721519 ACCELERATOR SPRING

MOLA ACELERADOR  
012583



16.170 / 12.170BT / 14.170BT / 12.140T / 14.150  
/ 7.100 / 8.140 / 8.100 / L.80 / 8.140CO / 8.140CE /

### TE3607033 BRAKE SHOE LOCK SPRING

MOLA TRAVA ROLETE SAPATA FREIO  
005317



### TEG721619A ACCELERATOR SPRING

MOLA ACELERADOR  
012584



12.140H /

## 1.64 MOLDURA FRAME

### 2118372391232 RUBBER STRIP

MOLDURA MACANETA INT. PORTA =CINZA=  
011263



6.90 / 7.90S / 7.110S / 11.130 / 13.130 / 14.140 /  
7.100 / 8.100 / 8.140 / L.80 / 11.140 / 12.140 / 12.

## 1.65 MORINGA DRIVING SHAFT SLEEVE

### 2T0311807B GEARBOX DRIVING SHAFT

MORINGA CAMBIO ZF  
018623  
1297095108  
0091302268



18.310 /

## 1.66 O'RING O'RING

### 104061 KING PIM RETAINER


RETENTOR PINO MANGA EIXO  
023427



7.90S / 7.110S / 7.100 / 8.100 / 8.120 / 8.150 / 9.  
1500D / 8.140 / 8.140CO / 8.140CE / L.80 / 8.

### 2R0121437 O'RING WATER PUMP

O'RING VED. B'B AGUA PEQ. MWM X 10  
006579  
904931070781



/ 7.100 / 8.100 / 8.120 / 8.150 / 9.150OD / 8.140 /  
8.140CO / 8.140CE / L.80 / 13.150 / 13.180 / 15.

### T06407373 SEALING RING

RETENTOR PINO MANGA EIXO  
007447



7.100 / 8.100 / 8.140 / 8.140CO / 8.140CE / L.80 /  
8.140CKD / 7.90S / 7.110S / 8.150 / 7.120 / 8.120

### T11107125 SEAL RING

O'RING VEDACAO CAMISA MWM D 229  
007755  
604931301124



12.140H / 6.90 / 7.90S / 7.110S / 11.130 / 13.130 /  
14.140 / 11.140 / 12.140 / 7.90 /

## 1.66 O'RING

### O'RING

#### T12130803A O'RING INJ. PUMP GASKET

O'RING VEDACAO BOMBA INJETORA  
006580  
904931070121



/ 7.110S / 12.180 / 13.180 / 14.150 / 15.180 / 14.180 / 14.200 / 16.180CO / 17.210 / 17.240OT / 18.

#### TAE121853 JUNCTION TUBE GASKET

O'RING VEDACAO TUBO JUNCAO  
006577



/ 14.150 / 14.200 / 16.180CO / 14.150 CHILE

## 1.67 PAINEL

### PANEL

#### TJG807202 BUMPER PANEL

PAINEL ACABAM. PARACHOQUE L.D.  
012594



14.150 / 14.200 / 14.220 / 16.170 / 16.220 / 24.250 / 35.300 / 12.140H / 16.220 LEITO / 24.220 / 35.

## 1.68 PARACHOQUE

### BUMPER

#### 2RD807124CTR R.H. BUMPER PROTECTIVE

PONTEIRA PARACHOQUE L.D.  
004799



/ 7.100 / 8.100 / 8.140 / L.80

#### 2RL807103033 L.H. BUMPER PROTECTIVE

PONTEIRA PARACHOQUE L.E. =LUXO=  
004804



/ 13.150 / 13.180 / 15.180 / 15.170 / 17.210 / 17.220 / 17.300 / 24.250 / 26.300 / 40.300 / 24.220 /

#### 2S0807102B8A8 BUMPER PROTECTIVE

PONTEIRA PARACHOQUE L.D.  
006018  
2S0807102B



/ 17.250E / 13.150 / 13.180 / 13.190 / 15.180 / 17.210 / 17.220 / 17.310 / 18.310 / 26.260 / 13.170E /

#### 2S0807103B8A8 BUMPER PROTECTIVE

PONTEIRA PARACHOQUE L.E.  
006019  
2S0807103B



/ 13.150 / 13.190 / 15.190 / 17.210 / 13.180 / 26.220 / 26.260 / 15.180 / 17.310 / 18.310 / 17.220 /

#### 2S08071048A8 BUMPER WITHOUT

PONT. PARAC. S/SPOILER L.D. F.REDONDO  
006756  
2S0807102  
2S08071028A8



/ 13.150 / 13.180 / 13.190 / 15.180 / 17.210 / 17.220 / 17.310 / 18.310 / 22.220 / 26.260 / 26.310 /

#### 2T2807071N28 BUMPER

PARACHOQUE CONSTELLATION 19320  
011891



19.320E CONSTELLATION / 19.370 CONSTELLATION / 25.370E CONSTELLATION /

#### 2VF8071038A8 BUMPER PROTECTIVE

PONTEIRA PARACHOQUE L.E.  
006059  
2VF807103033



/ 14.140 / 14.210 / 16.210 / 17.250E / 13.150 / 13.170 / 13.180 / 13.190 / 14.150 / 15.180 / 14.170BT

## 1.69 PARAFUSO

### SCREW

#### 2R2803877F SCREW

PARAFUSO FILTRO SECADOR M12X1,50X30  
017781  
8101270144



24.250ECONSTELLATION / 17.250E CONSTELLATION / 19.320E CONSTELLATION /

#### 2RD999491 SCREW C 5.8 M 10 X 30 X 1.

PARAF. SEXT. 5.8 M10 X 30 X 1.50  
005258  
TN000421X1  
NFN605920DK  
N0102304



/ 7.110 / 7.120 / 7.100 / 8.120 / 8.150 / 13.190 / 15.190 / 13.170 / 15.170 / 17.300 / 26.300 / 40.300

#### 2RK103591 VALVE TAP SCREW

PARAF. TAMP. VALVULA CUMMINS  
014542  
3922639



14.220 / 16.220 / 16.220 LEITO / 24.250 / 35.300 / 16.300 / 35.300H / 40.300 / 40.300 LEITO / 17.300

#### 2RK129725 SCREW

PARAFUSO FIX. COL. ESCAPE  
007951  
3918109  
TE3129725  
TJG129725



14.220 / 16.170 / 16.220 / 17.220 / 17.300 / 17.310 / 18.310 / 24.250 / 26.260 / 26.300 / 26.310 / 35.



## 1.69 PARAFUSO SCREW

### 2TD129593 SCREW - M10X1.5X70

PARAF. FIX. COL. ESCAPE - M10X1.5X70  
006135  
3930249  
TE3129593



12.170BT / 14.170BT / 16.170 / 16.200 / 17.210 / 13.190 / 13.170 / 15.170 / 17.210 CUMMINS EURO

### 2VF999471 SCREW 8.8 M 8 X 20 X 1.25

PARAF. SEXT. 8.8 M8 X 20 X 1.25  
005229



/ 17.250E / 13.150 / 13.180 / 13.190 / 15.180 / 15.170 / 17.210 / 17.220 / 17.300 / 17.310 / 18.310 /

### 2Z0409135 SCREW, HEX HD

PARAFUSO SUSP. MOLA TRAS.  
014485



18.310OT / 17.240OT / 17.260EOT / 18.320EOT /

### N0101193 SCREW C 8.8 M 12 X 25 X 1.

PARAF. SEXT. 8.8 M12 X 25 X 1.50  
005251



/ 6.90 / 7.90S / 7.110S

### N0101221 SCREW C 8.8 M 14 X 35 X 1.

PARAF. SEXT. 8.8 M14 X 35 X 1.50  
005252



/ UNIVERSAL TODOS VEICULOS

### N0101673 SCREW C 8.8 M 12 X 110 X

PARAF. SEXT. 8.8 M12 X 110 X 1.50  
005223  
T2D899451



/ 7.90S / 7.110S

### N0102187 SCREW C 5.8 M 6 X 25 X 1.

PARAFUSO SEXT. 5.8 M6 X 25 X 1.00  
005221



/ UNIVERSAL TODOS VEICULOS

### N01024015 SCREW C 5.8 M 8 X 20 X 1.

PARAFUSO SEXT. 5.8 M8 X 20 X 1.25  
005222



/ 8.150E / 7.100 / 8.100 / 8.120 / 8.150 / 8.140 / L.80 / 7.110 / 7.120 / 9.150E

### N0103506 SCREW C 5.8 M 8 X 50 X 1.

PARAF. SEXT. 5.8 M8 X 50 X 1.25  
005265



/ 6.90 / 7.90S / 7.110S / 12.180 / 14.150 / 14.180 / 12.140H

### N0401064 SCREW

PARAFUSO SUP. FILTRO M14X1,5X4,0  
017780



UNIVERSAL TODOS VEICULOS /

### N10023901 SCREW C 5.8 M 8 X 90 X 1.

PARAF. SEXT. 5.8 M8 X 90 X 1.25  
005257



/ TODOS MODELOS

### N1024118 SCREW M 8 X 22 X 1.25

PARAFUSO SEXTAVADO M8 X 22 X 1.25  
005214



/ TODOS MODELOS

### NF058676AB SCREW 1/2 X 1 X 3/4

PARAFUSO SEXTAVADO 1/2 X 1 X 3/4  
005242



/ UNIVERSAL TODOS VEICULOS

### NF058721AB SCREW 5/8 - 11 X 2.0

PARAFUSO SEXT. 5.8 - 11 X 2.0  
005215



/ TODOS MODELOS

### NF058725AB SCREW 5/8 - 11 X 3.0

PARAFUSO SEXTAVADO 5/8 - 11 X 3.0  
005216



/ UNIVERSAL TODOS VEICULOS

### NFE602208C SCREW M 8 X 27 X 1.25

PARAF. SEXT. C/PONTA M8 X 27 X 1.25  
005213



/ TODOS MODELOS

### NFE602373C SCREW C 8.8 M 10 X 25 X 1.

PARAFUSO SEXT. 8.8 M10 X 25 X 1.50  
005247



/ TODOS MODELOS

### NFE800817E SCREW M 6 X 10 X 1.00

PARAFUSO SEXT. M6 X 10 X 1.00  
005246



/ TODOS MODELOS

### NFN601218AB SCREW M 8 X 65 X 1.25

PARAFUSO SEXT. M8 X 65 X 1.25  
005245



/ UNIVERSAL TODOS VEICULOS

### T14525873 SCREW

PARAF. MANCAL CARC. DIFERENCIAL M16X2,  
014497  
082460



12.140T / 12.170BT / 12.180 / 13.150 / 13.170 / 13.180 / 14.150 / 15.180 / 14.170BT / 14.180 / 14.

### TAF253227 SCREW ENGINE BRAKE

PARAF. SUPORTE FREIO MOTOR M8X16 (8.8)  
017705  
2RK109687A  
TJG253227



7.100 / 8.100 / 8.140 / 8.140CO / 8.140CE / L.80 / 14.220 / 16.170 / 16.180CO / 16.210CO / 16.220 /

### TAR411233A BEAM SPRING GABLE -

PARAF. ESPIGAO FEIXE MOLA TRASEIRO  
004401



/ 6.90 / 7.90S / 7.110S

### TH7299255 SCREW ENGINE BRAKE

PARAF. BORBOLETA FREIO MOTOR M6X16 (8.  
017704



7.100 / 8.100 / 8.140 / 8.140CO / 8.140CE / L.80 / 14.220 / 16.170 / 16.180CO / 16.210CO / 16.220 /

### TJG521153 SCREW

PARAFUSO CARDA  
007329  
F4HT4N272AA



7.90S / 8.140 / 12.140 / 14.150 / 16.170 / 16.220 /

## 1.69 PARAFUSO SCREW

### TMG521153 SCREW

PARAFUSO CARDA  
007327



8.140 / 8.140CO / 8.140CE / L.80 / 12.140T / 12.170BT / 14.170BT / 14.220 / 16.180CO / 16.

### TMJ521153 SCREW

PARAFUSO CARDA  
007328  
TAK521153



/ 16.300 / 35.300 / 40.300 / 24.220 / 24.250 / 18.310 / 26.300 / 31.260 / 26.220 / 26.260 / 31.310 /

### TRA103385 CYLINDER HEAD SCREW

PARAF. CABECOTE MOTOR  
013541  
3920779



12.170BT / 13.170 / 13.190 / 14.170BT / 15.170 / 16.170 / 16.200 / 17.210 CUMMINS EURO 2 / 23.

## 1.70 PEDAL PEDALS

### TJG721139 BRAKE PEDAL

PEDAL FREIO  
004098



/ 7.100 / 8.100 / 8.140 / 14.200 / 16.170 / 16.220 / 24.250 / 35.300 / 12.140H / 14.150 / 14.220 / 16.

## 1.71 PINO PIN

### 2P0321143 PIN CUP

PINO COPO  
011575



8.150E / 8.150 / 9.150E / 8.120 / 5.140 MWM DELIVERY / 8.150MWM DELIVERY /

### 2P0407361 STEERING KNUCKLE AXLE

PINO MANGA EIXO SIFCO - 33,00 X 157,7 (STD)  
018950



5.140 MWM DELIVERY / 8.150 MWM DELIVERY / 8.150 EOD / 5.140 EOD /

### 2P0407361 10 KING PIN SIFCO - 33,10X157,

PINO MANGA EIXO SIFCO - 33,10 X 157,7 (0,10)  
018951



5.140 MWM DELIVERY / 8.150 MWM DELIVERY / 8.150 EOD / 5.140 EOD /

### 2P0407361 20 KING PIN SIFCO - 33,20X157,

PINO MANGA EIXO SIFCO - 33,20 X 157,7 (0,20)  
018952



5.140 MWM DELIVERY / 8.150 MWM DELIVERY / 5.140 EOD / 8.150 EOD /

### 2P0407361 30 KING PIN SIFCO - 33,30X157,

PINO MANGA EIXO SIFCO - 33,30 X 157,7 (0,30)  
018953



5.140 MWM DELIVERY / 8.150 MWM DELIVERY / 8.150 EOD / 5.140 EOD /

### 2P0407361 40 KING PIN SIFCO - 33,40X157,

PINO MANGA EIXO SIFCO - 33,40 X 157,7 (0,40)  
018954



5.140 MWM DELIVERY / 8.150 MWM DELIVERY / 8.150 EOD / 5.140 EOD /

### 2R0311593 KING PIN SPRINGS LOCK

JG. PINOS MOLAS TRAVA EIXO  
023438  
2RD311995F  
2RD311995E



8.140CO / 8.140CE / 8.150E / 9.150E /

### 2R0321143A GEARBOX PIN CUP

PINO COPO CX. CAMBIO  
011595  
1307306170



9.150OD / 8.120OD / 8.150 OD / 8.150 EOD / 9.150EOD / 8.150E PLUS / 9.150E CUMMINS

### 2R0407361010 STEERING KNUCKLE AXLE

PINO MANGA EIXO MERITOR - 31,45 X 180,0 (0,  
016908



7.100 / 8.100 / 8.140 / 8.140CO / 8.140CE / 8.140CKD / 8.150E / 8.150 / 7.120 / 8.120 / 5.140

### 2R0407361020 STEERING KNUCKLE AXLE

PINO MANGA EIXO MERITOR - 31,55 X 180,0 (0,  
016909



7.100 / 8.120 / 7.120 / 8.140 / 8.150 / 8.150E / 8.150EOD / 8.150OD / 9.150OD / 9.150EOD / 8.100 /

### 2R0407361A STEERING KNUCKLE AXLE

PINO MANGA EIXO SIFCO - 33,00 X 169,3 (STD)  
010334  
500053591A



8.150E / 8.150 / 9.150E / 7.120 / 8.120 / 8.150 MWM DELIVERY / 9.150OD / 8.120OD / 8.150 OD

### 2R0407361A010 STEERING KNUCKLE AXLE

PINO MANGA EIXO SIFCO - 33,10 X 169,3 (0,10)  
016912  
500053591B



8.150E / 8.150 / 9.150E / 7.120 / 8.120 / 8.150 MWM DELIVERY / 9.150OD / 8.120OD / 8.150 OD

## 1.71 PINO

### PIN

#### 2R0407361A020 STEERING KNUCKLE AXLE

PINO MANGA EIXO SIFCO - 33,20 X 169,3 (0,20)  
016913  
500053591C



8.150E / 8.150 / 9.150E / 7.120 / 8.120 / 8.150  
MWM DELIVERY / 9.150OD / 8.120OD / 8.150 OD

#### 2R0407361A030 STEERING KNUCKLE AXLE

PINO MANGA EIXO SIFCO - 33,30 X 169,3 (0,30)  
016914  
500053591D



8.150E / 8.150 / 9.150E / 7.120 / 8.120 / 8.150  
MWM DELIVERY / 9.150OD / 8.120OD / 8.150 OD

#### 2R0407361A040 STEERING KNUCKLE AXLE

PINO MANGA EIXO SIFCO - 33,40 X 169,3 (0,40)  
016915  
500053591E



7.120 / 8.120 / 8.150 / 8.150E / 9.150E / 8.150  
EOD / 9.150EOD / 8.150 MWM DELIVERY / 8.

#### 2R0407361STD STEERING KNUCKLE AXLE

PINO MANGA EIXO MERITOR - 31,35 X 180,0  
007452  
2R0407687STD  
2R0407687  
2R0407361  
VA021PSTD



7.100 / 8.100 / 8.140 / 8.140CO / 8.140CE / 8.  
140CKD / 8.150E / 8.150 / 7.120 / 8.120 / 5.140

#### 2R4407361 STEERING KNUCKLE AXLE

PINO MANGA EIXO MERITOR - 31,75 X 180,0  
016911



8.150 / 9.150EOD / 9.150 WORKER /

#### 2RD398031 AXLE LOCK SPRING PIN

JOGO PINOS MOLAS TRAVA EIXO  
005713  
2RD311995F  
2RD311995E



7.100 / 8.100 / 8.140 / 8.140CO / 8.140CE / L.80 /  
8.140CKD / 7.110 / 8.150 / 7.120 / 8.120 / 9.

#### 2RD407687010 STEERING KNUCKLE AXLE

PINO MANGA EIXO - 28,75 X 181,5 (0,10)  
007440  
VA069P010  
VA017P010  
T06407687010



7.100 / 8.100 / 8.140 / 8.140CO / 8.140CE / L.80 /  
8.140CKD / 6.90 / 7.90S / 7.110S / 8.150 / 7.120 /

#### 2RD407687020 STEERING KNUCKLE AXLE

PINO MANGA EIXO - 28,85 X 181,5 (0,20)  
007441  
VA069P020  
VA017P020  
T06407687020



7.100 / 8.100 / 8.140 / 8.140CO / 8.140CE / 8.  
140CKD / 6.90 / 7.90S / 7.110S / 7.120 / 8.120 / 6.

#### 2RD407687030 STEERING KNUCKLE AXLE

PINO MANGA EIXO - 28,95 X 181,5 (0,30)  
007442  
VA069P030  
VA017P030  
T06407687030



7.100 / 8.100 / 8.140 / 8.140CO / 8.140CE / 8.  
140CKD / 6.90 / 7.90S / 7.110S / 7.120 / 8.120 / 6.

#### 2RD407687STD STEERING KNUCKLE AXLE

PINO MANGA EIXO - 28,85 X 181,5 (STD)  
007439  
2RD407687  
VA069PSTD  
VA017PSTD  
T06407687STD  
T06407687



7.100 / 8.100 / 8.140 / 8.140CO / 8.140CE / 8.  
140CKD / 6.90 / 7.90S / 7.110S / 7.120 / 8.120 / 6.

#### 2RD8676518A8 RETAINING PIN

PRESILHA FIXACAO REVEST. =CINZA=  
013548  
2RD867651



8.150E / 7.100 / 8.120 / 8.150 / 7.110 / 7.120 / 9.  
150E / 8.150 MWM DELIVERY / 8.150E PLUS / 9.

#### 2TD407687 STEERING KNUCKLE AXLE

PINO MANGA EIXO MERITOR - 40,80 X 225,0  
010340  
085239



12.140T / 12.170BT / 12.140H / 13.170E / 13.  
180E / 13.190 / 13.170 / 13.150 / 13.180 /

#### 2TD407687 10 STEERING KNUCKLE AXLE

PINO MANGA EIXO MERITOR - 40,90 X 225,0 (0,  
019359



12.140T / 12.170BT / 12.140H / 13.170E / 13.  
180E / 13.190 / 13.170 / 13.150 / 13.180 /

#### 2TD407687 20 STEERING KNUCKLE AXLE

PINO MANGA EIXO MERITOR - 41,00 X 225,0 (0,  
019360



12.140T / 12.170BT / 13.150 / 13.180 / 13.190 /  
12.140H / 13.170E / 13.180E / 13.170 /

#### 2TD407687 30 STEERING KNUCKLE AXLE

PINO MANGA EIXO MERITOR - 41,10 X 225,0 (0,  
019361



12.140T / 12.170BT / 12.140H / 13.170E / 13.  
180E / 13.190 / 13.170 / 13.150 / 13.180 /

#### T11407687 STEERING KNUCKLE AXLE

PINO MANGA EIXO MERITOR - 40,80 X 233,0  
010346



12.140H / 12.170BT / 12.140T / 11.130 / 11.140 /  
14.140 / 13.130 /

#### T11407687 10 STEERING KNUCKLE AXLE

PINO MANGA EIXO MERITOR - 40,90 X 233,0 (0,  
019356



12.140H / 12.170BT / 12.140T / 11.130 / 11.140 /  
14.140 / 13.130 /

#### T11407687 20 STEERING KNUCKLE AXLE

PINO MANGA EIXO MERITOR - 41,00 X 233,0 (0,  
019357



12.140T / 12.170BT / 12.140H / 11.130 / 13.130 /  
14.140 / 11.140 /

#### T11407687 30 STEERING KNUCKLE AXLE

PINO MANGA EIXO MERITOR - 41,10 X 233,0 (0,  
019358



12.140T / 12.170BT / 12.140H / 11.130 / 13.130 /  
14.140 / 11.140 /

#### T11711291 TRANSMISSION LEVER PIN

PINO ALAVANCA CAMBIO  
005129



/ 6.90 / 11.130 / 13.130

#### T13311995A PIN

PINO ELASTICO GARFO CX. CAMBIO  
013590  
14J001818



14.170BT / 12.140T / 16.170 / 12.170BT / 7.90S /  
7.110S / 11.130 / 13.130 / 11.140 / 12.140 / 14.

#### T16407687 STEERING KNUCKLE AXLE

PINO MANGA EIXO SIFCO - 45,55 X 264,5 (STD)  
006823  
2S0407361A



12.180 / 14.150 / 14.170BT / 14.180 / 14.220 / 16.  
170 / 16.220 / 16.300 / 24.250 / 35.300 / 40.300 /

#### T16407687 10 STEERING KNUCKLE AXLE

PINO MANGA EIXO SIFCO - 45,65 X 264,5 (0,10)  
006870  
2S0407361A 10



12.180 / 14.150 / 14.170BT / 14.180 / 14.220 / 16.  
170 / 16.220 / 16.300 / 24.250 / 35.300 / 40.300 /

#### T16407687 20 STEERING KNUCKLE AXLE

PINO MANGA EIXO SIFCO - 45,75 X 264,5 (0,20)  
006871  
2S0407361A 20



16.210 / 12.180 / 14.150 / 14.170BT / 14.180 / 14.  
200 / 14.220 / 16.170 / 16.200 / 16.220 / 16.300 /

## 1.71 PINO

### PIN

#### T16407687 30 STEERING KNUCKLE AXLE

PINO MANGA EIXO SIFCO - 45,85 X 264,5 (0,30)  
016907  
2S0407361A 30



12.180 / 14.150 / 14.170BT / 14.180 / 14.220 / 16.170 / 16.220 / 16.300 / 24.250 / 35.300 / 40.300 /

#### T16407687A STEERING KNUCKLE AXLE

PINO MANGA EIXO BRAS - 45,55 X 256,5 (STD)  
006872  
085212



12.180 / 14.150 / 14.170BT / 14.180 / 14.220 / 16.170 / 16.180CO / 16.210CO / 16.220 / 16.300 / 17.

#### T16407687A 10 STEERING KNUCKLE AXLE

PINO MANGA EIXO BRAS - 45,65 X 256,5 (0,10)  
006873



12.180 / 14.150 / 14.170BT / 14.180 / 14.220 / 16.170 / 16.180CO / 16.210CO / 16.220 / 16.300 / 17.

#### T16407687A 11 STEERING KNUCKLE AXLE

PINO MANGA EIXO BRAS - 45,70X256,5 (0,10)  
027284



#### T16407687A 20 STEERING KNUCKLE AXLE

PINO MANGA EIXO BRAS - 45,75 X 256,5 (0,20)  
006874



/ 14.200 / 14.150 / 14.220 / 16.170 / 16.220 / 16.300 / 14.170BT / 12.180 / 14.180 / 16.180CO / 16.

#### T16407687A 30 STEERING KNUCKLE AXLE

PINO MANGA EIXO BRASEIXOS - 45,85 X 256,5  
016906



12.180 / 14.150 / 14.170BT / 14.180 / 14.220 / 16.170 / 16.180CO / 16.210CO / 16.220 / 16.300 / 17.

#### TJG141883 PIN

PINO ESFERICO GARFO EMBREAGEM  
011201  
2R0311613



7.100 / 8.100 / 8.140 / 8.140CO / 8.140CE / L.80 / 12.140T / 8.140CKD / 12.140H / 7.110 / 8.150 / 7.

## 1.72 PISTA

### SUPPORT

#### 2P0407545 TRACK BUSHING

PISTA BUCHA CHIME  
018956



8.150 MWM DELIVERY / 5.140 EOD / 8.150 EOD / 5.140 MWM DELIVERY /

#### 2R0407545 STEERING KNUCKLE

PISTA BUCHA CHIME  
019835



7.100 / 8.100 / 8.140 / 8.140CO / 8.140CE / 8.140CKD / 8.150E / 8.150 / 9.150E / 7.120 / 8.120 /

#### T06407545 BUSHING

PISTA BUCHA CHIME  
019831



6.80 / 6.90 / 7.90S / 7.110S / 7.100 / 8.140 / 8.100 / L.80 /

#### T11407545 BUSHING

PISTA BUCHA CHIME  
019833



11.130 / 13.130 / 14.140 / 11.140 / 12.140T / 12.170BT / 12.140H /

#### T16407545 BUSHING

PISTA BUCHA CHIME  
019837



14.150 / 14.170BT / 14.220 / 16.170 / 16.220 / 16.300 / 24.250 / 35.300 / 40.300 / 16.220 LEITO /

## 1.73 POLIA

### PULLEY

#### 2R0903119A FAN BELT PULLEY

POLIA ESTIC. CORREIA  
018036  
2R0903119E



7.110 / 7.120 / 8.120 / 8.150 / 8.120OD / 8.150 OD / 9.150OD / 13.150 / 13.190 / 23.210 / 15.190 / 17.

#### 2R0903119B FAN BELT PULLEY

POLIA ESTIC. CORREIA  
018035



17.250E / 23.250E / 24.250E / 8.150E / 13.170E / 15.170E / 15.190E / 9.150E / 15.180E / 13.180E /

#### 2R0903119C PULLEY TENSOR BELT

POLIA ESTIC. CORREIA  
018038  
961003810104  
2P0903119B



15.180EOD / 15.190EOD / 26.260E / 31.260E / 26.260 CONSTELLATION / 31.260

#### 2R0903119D PULLEY FAN BELT

POLIA ESTIC. CORREIA  
018033  
961003800014



13.170E / 15.170E / 13.180E / 15.180E / 15.190E / 15.180EOD / 15.190EOD / 17.260EOT / 18.

## 1.74 POLIA PULLEY

### 2T0105253B CRANK SHAFT PULLEY

POLIA VIRABREQUIM  
014033  
4896773  
3999913  
2R0105253  
BG5X6312A



8.150E / 9.150E CUMMINS DELIVERY / 17.250E / 23.250E / 24.250E / 13.170E / 15.170E / 8.

### 2T0903165 FAN BELT PULLEY

POLIA ESTIC. CORREIA  
018034  
3971876  
2T0903119



8.150E / 17.250E / 17.220 / 17.310 / 18.310 / 26.260 / 26.310 / 13.170E / 15.170E / 23.250E / 15.

### TRA903119 FAN BELT PULLEY

POLIA ESTIC. CORREIA  
018037  
3352874



7.100 / 8.100 / 8.120 / 8.150 / 9.150OD / 8.140 / 8.140CO / 8.140CE / L.80 / 12.140T / 12.170BT /

## 1.75 PONTEIRA PROTECTIVE

### 2P0253121A MUFFLER

SILENCIOSO  
018278



5.140 MWM DELIVERY / 8.150 MWM DELIVERY /

### 2P0253683 TUBE

PONTEIRA SILENCIOSO SAIDA LATERAL  
018280



5.140 MWM DELIVERY / 8.150 MWM DELIVERY /

### 2RD253683 TUBE

PONTEIRA TRAS. SILENCIOSO  
018288



7.100 / 8.100 / 8.120 / 8.150 / 9.150OD / 8.140 / 8.140CO / 8.140CE / 12.140T / 13.150 / 8.140CKD /

## 1.76 PORCA NUT

### 2RD407672 FRONT WHEEL CASTLE

PORCA CASTELO RODA DIANTEIRA  
005665  
088450



7.100 / 8.100 / 8.140 / 8.140CO / 8.140CE / L.80 / 8.140CKD / 6.90 / 7.90S / 7.110S / 7.110 / 7.90 /

### 2RR399181 NUT

PORCA HASTE ROSCA ESQ. CX CAMBIO  
018032  
020926



16.300 / 24.250 / 35.300 / 40.300 / 26.260 / 26.310 / 26.220 / 31.260 / 31.310 / 26.260E / 31.260E /

### 2RR599213 SCREW NUT "V" SUSP. 6X4

PORCA PARAF. TIRANTE "V" SUSP.6X4  
012348



24.250 / 24.220 / 26.260 / 26.310 / 26.220 / 31.260 / 31.310 / 26.260E / 31.260E / 26.260

### N011004 NUT 13

PORCA SEXTAVADA LINHA METRICA DIN 13  
004381



/ UNIVERSAL TODOS VEICULOS

### N0110212 DOUBLE NUT CLASS 2B

PORCA SEXTAVADA DUPLA CLASSE 2B  
004374



/ UNIVERSAL TODOS VEICULOS

### N0111862 LOCK NUT WITH NYLON

PORCA SEXT. A. TRAVANTE C/ NYLON  
004386



/ UNIVERSAL TODOS VEICULOS

### N0221461 LOCK NUT CLASS 8 M8 X 1.

PORCA SEXT. A. TRAV. CL. 8 M8 X 1.25  
005261



UNIVERSAL TODOS VEICULOS /

### N0221491 NUT

PORCA SEXT. A. TRAVANTE ZINCADA  
004384



/ UNIVERSAL TODOS VEICULOS

### NF033850AB NUT DEGREE 8 CLASS 2B

PORCA SEXTAVADA GRAU 8 CLASSE 2B  
004376



/ UNIVERSAL TODOS VEICULOS

### NF055718AB NUT

PORCA SEXTAVADA DE TORQUE ZINCADA  
004373



/ UNIVERSAL TODOS VEICULOS

### NF386180AB LOCK NUT

PORCA SEXT. ROSCA UNF 7/16-20 FIOS  
012390



UNIVERSAL TODOS VEICULOS /

### NF386478AA LOCK NUT

PORCA SEXT. 1/4"  
007644



7.100 / 8.100 / 8.140 / 8.140CO / 8.140CE / 12.140T / 12.170BT / 12.180 / 14.150 / 14.170BT /

## 1.76 PORCA

### NUT

#### NFE826238KA NUT

PORCA SEXT. LINHA METR. CLASSE 8  
004382



/ UNIVERSAL TODOS VEICULOS

#### NFN620481DF NUT

PORCA SEXT. LINHA METRICA CLASSE 8  
004383  
WHT005132  
N620481S36



12.170BT / 12.180 / 14.150 / 14.170BT / 14.180 /  
14.220 / 16.220 / 16.300 / 24.250 / 35.300 / 40.300

#### T06599517 NUT

PORCA SEXTAVADA DE TORQUE ZINCADA  
004370



/ UNIVERSAL TODOS VEICULOS

#### T11407751 NUT

PORCA CHAVETA MANGA EIXO  
007853  
088029



12.140T / 12.170BT / 12.180 / 14.150 / 14.170BT  
/ 14.180 / 14.220 / 16.180CO / 16.210CO / 17.

#### T11407759 NUT 5/8X18 UNF

PORCA PO 5/8X18 UNF  
020265  
088019



12.140T / 12.170BT / 12.140H / 13.170E / 13.  
180E / 13.190 / 13.170 / 13.150 / 13.180

#### T13407671 REAR AXLE OUTER NUT

PORCA EXTERNA MANGA EIXO L.E  
005110



/ 11.130 / 13.130 / 14.140 / 14.210 / 16.210

#### T14501275 NUT 5/8X18 UNF

PORCA PO 5/8X18 UNF  
018457  
088019



12.180 / 14.150 / 14.170BT / 14.180 / 14.220 / 16.  
170 / 16.220 / 16.300 / 24.250 / 35.300 / 40.300 /

#### TE3145903A COMPRESSOR FIXATION

PORCA FIX. COMPR. CLASSE 8 M12 X 1.75  
005256  
2T0145903



14.220 / 16.170 / 16.220 / 16.300 / 24.250 / 35.300  
/ 40.300 / 16.220 LEITO / 35.300H /

#### TE3607473 NUT ZH CLASS 2B

PORCA SEXTAVADA ZH CLASSE 2B  
004375  
800552  
2TA607473  
NL2101Z



/ 8.150E / 17.250E / 7.100 / 8.100 / 8.120 / 8.150 /  
9.150OD / 8.140 / 8.140CO / 8.140CE / L.80 / 12.

#### TJG145457 TURBINE STUD NUT

PORCA PRISIONEIRO TURBINA  
012699  
3818824



12.170BT / 14.170BT / 14.220 / 16.170 / 16.220 /  
16.300 / 24.250 / 35.300 / 40.300 / 16.200 / 18.310

#### TJG399181A NUT

PORCA HASTE ROSCA DIR. CX CAMBIO  
018031  
X9802



16.300 / 24.250 / 35.300 / 40.300 / 26.260 / 26.310  
/ 26.220 / 31.260 / 31.310 / 26.260E / 31.260E /

#### TJG915415 WING NUT

PORCA BORBOLETA  
018230



14.200 / 12.140H / 14.150 / 14.220 / 16.170 / 16.  
220 / 16.220 LEITO / 24.220 / 24.250 / 35.300 /

#### TMG525231 NUT

PORCA CAIXA SATELITE L.D.  
018120  
003269



16.210CO / 17.300 / 17.210 / 17.310 / 17.220 / 23.  
210 / 23.220 / 23.310 / 18.310OT / 17.240OT / 17.

## 1.77 PORTA-OBJETO

### OBJECT HOLDER

#### 85HBE23862AB STORAGE COMPARTMENT

PORTA OBJETOS PORTA L.D.  
011958





## 1.78 PRESILHA CLAMP

### 133857119 GLOVE COMPARTMENT

PRESILHA TRAVA PORTA LUVA  
005198



/ 14.200 / 12.140H / 14.150 / 16.170 / 16.220 / 16.220 LEITO / 24.220 / 35.300 / 35.300 LEITO

### 281853695B CLAMP

PRESILHA GRADE ATE 92  
013124



14.200 / 12.140H / 14.150 / 14.220 / 16.170 / 16.220 / 24.220 / 24.250 / 35.300 / 6.90 / 7.90 / 7.90S

## 1.79 PRISIONEIRO DE ACO STEEL STUD

### T11129863 EXHAUST MANIF. STUD - 10

PRIS. COLETOR ESCAPE - 10MM X 57MM  
005664  
922903510014



12.140H / 11.130 / 13.130 / 11.140 / 12.140 /

### T12501224 BOLT WHEEL HUB REAR

PRIS. CUBO RODA TRASEIRA  
018462



12.140T / 12.170BT / 12.180 / 13.150 / 13.170 / 13.180 / 12.140H / 13.170E / 13.180E / 13.180E

### TJG145455 STUD M10 X 1,5 X 42

PRISIONEIRO ACO TURBINA  
012698  
602011081030  
TAE130113  
3818823



17.250E / 12.170BT / 13.170 / 13.190 / 14.170BT / 14.220 / 15.170 / 16.170 / 16.200 / 16.220 / 17.

### TL7129863 STUD

PRISIONEIRO COLETOR ADMISSAO  
012887  
602011081030  
TAE130113  
3818823



7.110S / 7.100 / 8.100 / 8.120 / 8.150 / 9.150OD / 8.140 / 8.140CO / 8.140CE / L.80 / 12.140T / 12.

## 1.80 PROTETOR PROTECTOR

### 2RG863521 INTERNAL FINISHING L.H.

PROTETOR CALOR L.E.  
015925



14.220 / 16.170 / 16.220 / 16.220 LEITO / 24.250 / 12.170BT / 16.300 / 35.300 / 35.300 LEITO / 14.

### 2RG863522 INTERNAL FINISHING R.H.

PROTETOR CALOR L.D.  
015924



14.220 / 16.170 / 16.220 / 16.220 LEITO / 24.250 / 12.170BT / 16.300 / 35.300 / 35.300 LEITO / 14.

## 1.81 RELE RELAYS

### TJG953277 TRAFFIC WARNING LAMP

RELE LUZES EMERGENCIA  
004957  
1119532272



/ 6.90 / 7.90S / 7.110

## 1.82 REPARO MANGA DE EIXO KING PIN REPAIR KIT

**2P0498629** KING PIN SET =SIFCO= 33,  
REP. MANGA CPL. P/1LD =SIFCO= 33,00X157,7  
018957



5.140 MWM DELIVERY / 8.150EOD / 5.140 EOD /  
8.150MWM DELIVERY /

**2P0498629 10** KING PIN SET =SIFCO= 33,  
REP. MANGA CPL. P/1LD =SIFCO= 33,10X157,7  
018958



5.140 MWM DELIVERY / 8.150EOD / 5.140 EOD /  
8.150MWM DELIVERY /

**2P0498629 20** KING PIN SET =SIFCO= 33,  
REP. MANGA CPL. P/1LD =SIFCO= 33,20X157,7  
018959



5.140 MWM DELIVERY / 8.150 MWM DELIVERY /  
8.150 EOD / 5.140 EOD /

**2P0498629 30** KING PIN SET =SIFCO= 33,  
REP. MANGA CPL. P/1LD =SIFCO= 33,30X157,7  
018960




5.140 MWM DELIVERY / 8.150 MWM DELIVERY /  
8.150 EOD / 5.140 EOD /

**2P0498629 40** KING PIN SET =SIFCO= 33,  
REP. MANGA CPL. P/1LD =SIFCO= 33,40X157,7  
018961



5.140 MWM DELIVERY / 8.150 MWM DELIVERY /  
8.150 EOD / 5.140 EOD /

**2P0498629CH** KING PIN SET =SIFCO= 33,  
REP. MANGA CPL. P/1LD =SIFCO= 33,00X157,7  
019820



5.140 MWM DELIVERY / 8.150EOD / 5.140 EOD /  
8.150MWM DELIVERY /

**2P0498629CH 10** KING PIN SET =SIFCO= 33,  
REP. MANGA CPL. P/1LD =SIFCO= 33,10X157,7  
019821



5.140 MWM DELIVERY / 8.150EOD / 5.140 EOD /  
8.150MWM DELIVERY /

**2P0498629CH 20** KING PIN SET =SIFCO= 33,  
REP. MANGA CPL. P/1LD =SIFCO= 33,20X157,7  
019822



5.140 MWM DELIVERY / 8.150EOD / 5.140 EOD /  
8.150MWM DELIVERY /

**2P0498629CH 30** KING PIN SET =SIFCO= 33,  
REP. MANGA CPL. P/1LD =SIFCO= 33,30X157,7  
019823



5.140 MWM DELIVERY / 8.150EOD / 5.140 EOD /  
8.150MWM DELIVERY /

**2P0498629CH 40** KING PIN SET =SIFCO= 33,  
REP. MANGA CPL. P/1LD =SIFCO= 33,40X157,7  
019824



5.140 MWM DELIVERY / 8.150EOD / 5.140 EOD /  
8.150MWM DELIVERY /

**2R0498629A** KING PIN KIT =SIFCO= 33,  
REP. MANGA CPL. P/1LD =SIFCO= 33,00X169,3  
010318  
2RF498629



8.100 / 8.150E / 8.150 / 9.150E / 7.120 / 8.120 / 8.  
150 MWM DELIVERY / 9.150OD / 8.120OD / 8.150

**2R0498629A 10** KING PIN KIT =SIFCO= 33,  
REP. MANGA CPL. P/1LD =SIFCO= 33,10X169,3  
017692  
2RF498629 10



8.100 / 8.150E / 8.150 / 9.150E / 7.120 / 8.120 / 8.  
150 MWM DELIVERY / 9.150OD / 8.120OD / 8.150

**2R0498629A 20** KING PIN KIT =SIFCO= 33,  
REP. MANGA CPL. P/1LD =SIFCO= 33,20X169,3  
017693  
2RF498629 20



8.100 / 8.150E / 8.150 / 9.150E / 7.120 / 8.120 / 8.  
150 MWM DELIVERY / 9.150OD / 8.120OD / 8.150

**2R0498629A 30** KING PIN KIT =SIFCO= 33,  
REP. MANGA CPL. P/1LD =SIFCO= 33,30X169,3  
017694  
2RF498629 30



8.100 / 8.150E / 8.150 / 9.150E / 7.120 / 8.120 / 8.  
150 MWM DELIVERY / 9.150OD / 8.120OD / 8.150

**2R0498629A 40** KING PIN KIT =SIFCO= 33,  
REP. MANGA CPL. P/1LD =SIFCO= 33,40X169,3  
018933  
2RF498629 40



8.100 / 8.150E / 8.150 / 9.150E / 7.120 / 8.120 / 8.  
150 MWM DELIVERY / 9.150OD / 8.120OD / 8.150

**2R0498629A 0** KING PIN KIT =SIFCO= 33,  
REP. MANGA CPL. P/1LD =SIFCO= 33,00 =STD=  
019870



8.100 / 8.150E / 8.150 / 9.150E / 7.120 / 8.120 / 8.  
150 MWM DELIVERY / 9.150OD / 8.120OD / 8.150

**2R0498629ACH 10** KING PIN KIT =SIFCO= 33,  
REP. MANGA CPL. P/1LD =SIFCO= 33,10 =0,10=  
019871



8.100 / 8.150E / 8.150 / 9.150E / 7.120 / 8.120 / 8.  
150 MWM DELIVERY / 9.150OD / 8.120OD / 8.150

**2R0498629ACH 20** KING PIN KIT =SIFCO= 33,  
REP. MANGA CPL. P/1LD =SIFCO= 33,20 =0,20=  
019872



8.100 / 8.150E / 8.150 / 9.150E / 7.120 / 8.120 / 8.  
150 MWM DELIVERY / 9.150OD / 8.120OD / 8.150

**2R0498629ACH 30** KING PIN KIT =SIFCO= 33,  
REP. MANGA CPL. P/1LD =SIFCO= 33,30 =0,30=  
019873



8.100 / 8.150E / 8.150 / 9.150E / 7.120 / 8.120 / 8.  
150 MWM DELIVERY / 9.150OD / 8.120OD / 8.150

**2R0498629ACH 40** KING PIN KIT =SIFCO= 33,  
REP. MANGA CPL. P/1LD =SIFCO= 33,40 =0,40=  
019874



8.100 / 8.150E / 8.150 / 9.150E / 7.120 / 8.120 / 8.  
150 MWM DELIVERY / 9.150OD / 8.120OD / 8.150

**2R0498629G 0** KING PIN KIT =SIFCO= 33,  
REP. MANGA CPL. P/1LD =SIFCO= 33,00X169,3  
024044



8.150 EOD / 9.150EOD / 9.160 OD / 8.160 OD  
EURO V / 9.160 OD EURO V / 5.150 OD EURO V /

**2R0498629G 10** KING PIN KIT =SIFCO= 33,  
REP. MANGA CPL. P/1LD =SIFCO= 33,10X169,3  
024045



9.160 OD / 9.150EOD / 8.150 EOD /

**2R0498629G 20** KING PIN KIT =SIFCO= 33,  
REP. MANGA CPL. P/1LD =SIFCO= 33,20X169,3  
024046



8.150 EOD / 9.150EOD / 9.160 OD /

**2R0498629G 30** KING PIN KIT =SIFCO= 33,  
REP. MANGA CPL. P/1LD =SIFCO= 33,30X169,3  
024047



8.150 EOD / 9.150EOD / 9.160 OD /

## 1.82 REPARO MANGA DE EIXO

### KING PIN REPAIR KIT

**2R0498629G 40** KING PIN KIT =SIFCO= 33,

REP. MANGA CPL. P/1LD.=SIFCO= 33,40X169,3  
024048



8.150 EOD / 9.150EOD / 9.160 OD /

**2R0498629GCH 0** KING PIN KIT =SIFCO= 33,

REP. MANGA CPL. P/1LD.=SIFCO= 33,00X169,3  
024141



8.150 EOD / 9.150EOD / 9.160 OD /

**2R0498629GCH 10** KING PIN KIT =SIFCO= 33,

REP. MANGA CPL. P/1LD.=SIFCO= 33,10X169,3  
024142



8.150 EOD / 9.150EOD / 9.160 OD /

**2R0498629GCH 20** KING PIN KIT =SIFCO= 33,

REP. MANGA CPL. P/1LD.=SIFCO= 33,20X169,3  
024143



8.150 EOD / 9.150EOD / 9.160 OD /

**2R0498629GCH 30** KING PIN KIT =SIFCO= 33,

REP. MANGA CPL. P/1LD.=SIFCO= 33,30X169,3  
024144



8.150 EOD / 9.150EOD / 9.160 OD /

**2R0498629GCH 40** KING PIN KIT =SIFCO= 33,

REP. MANGA CPL. P/1LD.=SIFCO= 33,40X169,3  
024145



9.160 OD / 8.150 EOD / 9.150EOD /

**2R4498629** KING PIN KIT =MERITOR=

REP. MANGA CPL. P/1LD.=MERITOR= 31,75MM  
024383



9.150 WORKER / 8.150 EOD EIXO BITOLA  
MODIFICADA / 9.150 EOD EIXO BITOLA

**2R4498629CH** KING PIN KIT =MERITOR=

REP. MANGA CPL. P/1LD.=MERITOR= 31,75MM  
024387



8.150 EOD EIXO BITOLA MODIFICADA / 9.150  
EOD EIXO BITOLA MODIFICADA /

**2TD498629** KING PIN SET 40,80X225,

REP. MANGA CPL. P/1LD.=MERITOR= 40,  
010319  
805795



13.170E / 15.170E / 13.190 / 13.170 / 13.150 / 13.  
180 /

**2TD498629 10** KING PIN SET 40,90X225,

REP. MANGA CPL. P/1LD.=MERITOR= 40,  
019369  
805795 10



13.170E / 15.170E / 13.190 / 13.170 / 13.150 / 13.  
180 /

**2TD498629 20** KING PIN SET 41,00X225,

REP. MANGA CPL. P/1LD.=MERITOR= 41,  
019370  
807795 20



13.170E / 15.170E / 13.190 / 13.170 / 13.150 / 13.  
180 /

**2TD498629 30** KING PIN SET 41,10X225,

REP. MANGA CPL. P/1LD.=MERITOR= 41,  
019371  
805795 30



13.170E / 15.170E / 13.190 / 13.170 / 13.150 / 13.  
180 /

**2TD498629CH 0** KING PIN SET 40,80X225MM

REP. MANGA CPL. P/1LD.=MERITOR= 40,  
019858



13.170E / 15.170E / 13.190 / 13.170 / 13.150 / 13.  
180 /

**2TD498629CH 10** KING PIN SET 40,90X225MM

REP. MANGA CPL. P/1LD.=MERITOR= 40,  
019859



13.170E / 15.170E / 13.190 / 13.170 / 13.150 / 13.  
180 /

**2TD498629CH 20** KING PIN SET 41,00X225MM

REP. MANGA CPL. P/1LD.=MERITOR= 41,  
019860



13.170E / 15.170E / 13.190 / 13.170 / 13.150 / 13.  
180 /

**2TD498629CH 30** KING PIN SET 41,10X225MM

REP. MANGA CPL. P/1LD.=MERITOR= 41,  
019861



13.170E / 15.170E / 13.190 / 13.170 / 13.150 / 13.  
180 /

**2VC498629** KING PIN KIT =MERITOR=

REP. MANGA CPL. P/1LD.=MERITOR= 31,35MM  
010317  
805709  
2R0498629



7.100 / 8.100 / 8.140 / 8.140CO / 8.140CE / 8.  
140CKD / 8.150E / 8.150 / 9.150E / 7.120 / 8.120 /

**2VC498629 10** KING PIN KIT =MERITOR=

REP. MANGA CPL. P/1LD.=MERITOR= 31,45MM  
017695  
2R0498629 10



7.100 / 8.100 / 8.140 / 8.140CO / 8.140CE / 8.  
140CKD / 8.150E / 8.150 / 9.150E / 7.120 / 8.120 /

**2VC498629 20** KING PIN KIT =MERITOR=

REP. MANGA CPL. P/1LD.=MERITOR= 31,55MM  
017696  
2R0498629 20



7.100 / 8.100 / 8.140 / 8.140CO / 8.140CE / 8.  
140CKD / 8.150E / 8.150 / 9.150E / 7.120 / 8.120 /

**2VC498629 30** KING PIN KIT =MERITOR=

REP. MANGA CPL. P/1LD.=MERITOR= 31,65MM  
017697  
2R0498629 30



7.100 / 8.100 / 8.140 / 8.140CO / 8.140CE / 8.  
140CKD / 8.150E / 8.150 / 9.150E / 7.120 / 8.120 /

**2VC498629CH 0** KING PIN KIT =MERITOR=

REP. MANGA CPL. P/1LD.=MERITOR= 31,35MM  
019866  
2R0498629CH 0



7.100 / 8.100 / 8.140 / 8.140CO / 8.140CE / 8.  
140CKD / 8.150E / 8.150 / 9.150E / 7.120 / 8.120 /

**2VC498629CH 10** KING PIN KIT =MERITOR=

REP. MANGA CPL. P/1LD.=MERITOR= 31,45MM  
019867  
2R0498629CH  
10



7.100 / 8.100 / 8.140 / 8.140CO / 8.140CE / 8.  
140CKD / 8.150E / 8.150 / 9.150E / 7.120 / 8.120 /

**2VC498629CH 20** KING PIN KIT =MERITOR=

REP. MANGA CPL. P/1LD.=MERITOR= 31,55MM  
019868  
2R0498629CH  
20



7.100 / 8.100 / 8.140 / 8.140CO / 8.140CE / 8.  
140CKD / 8.150E / 8.150 / 9.150E / 7.120 / 8.120 /

**2VC498629CH 30** KING PIN KIT =MERITOR=

REP. MANGA CPL. P/1LD.=MERITOR= 31,65MM  
019869  
2R0498629CH  
30



7.100 / 8.100 / 8.140 / 8.140CO / 8.140CE / 8.  
140CKD / 8.150E / 8.150 / 9.150E / 7.120 / 8.120 /

## 1.82 REPARO MANGA DE EIXO KING PIN REPAIR KIT

### T06498629 KING PIN KIT 28,65X181,5 =

REP. MANGA CPL. P/1LD.=BRAS= 28,65X181,5  
007857  
805656  
2RD498629



7.100 / 8.100 / 8.140 / L.80 / 6.90 / 7.90S / 7.110S  
/ 7.110 / 8.150 / 7.120 / 8.120 / 6.80 /

### T06498629 10 KING PIN KIT 28,75X181,5 =

REP. MANGA CPL. P/1LD.=BRAS= 28,75X181,5  
017698  
805665 10  
2RD498629 10



7.100 / 8.100 / 8.140 / L.80 / 6.90 / 7.90S / 7.110S  
/ 7.110 / 8.150 / 7.120 / 8.120 / 6.80 /

### T06498629 20 KING PIN KIT 28,85X181,5 =

REP. MANGA CPL. P/1LD.=BRAS= 28,85X181,5  
017699  
805665 20  
2RD498629 20



7.100 / 8.100 / 8.140 / L.80 / 6.90 / 7.90S / 7.110S  
/ 7.110 / 8.150 / 7.120 / 8.120 / 6.80 /

### T06498629 30 KING PIN KIT 28,95X181,5 =

REP. MANGA CPL. P/1LD.=BRAS= 28,95X181,5  
017700  
2RD498629 30



7.100 / 8.100 / 8.140 / L.80 / 6.90 / 7.90S / 7.110S  
/ 7.110 / 8.150 / 7.120 / 8.120 / 6.80 /

### T06498629CH 0 KING PIN KIT 28,65X181,5 =

REP. MANGA CPL. P/1LD.=BRAS= 28,65X181,5  
019846  
2RD498629CH



7.100 / 8.100 / 8.140 / L.80 / 6.90 / 7.90S / 7.110S  
/ 6.80 /

### T06498629CH 10 KING PIN KIT 28,75X181,5 =

REP. MANGA CPL. P/1LD.=BRAS= 28,75X181,5  
019847  
2RD498629CH  
10



7.100 / 8.100 / 8.140 / L.80 / 6.90 / 7.90S / 7.110S  
/ 6.80 / 6.90S /

### T06498629CH 20 KING PIN KIT 28,85X181,5 =

REP. MANGA CPL. P/1LD.=BRAS= 28,85X181,5  
019848  
2RD498629CH  
20



7.100 / 8.100 / 8.140 / L.80 / 6.90 / 7.90S / 7.110S  
/ 6.80 / 6.90S /

### T06498629CH 30 KING PIN KIT 28,95X181,5 =

REP. MANGA CPL. P/1LD.=BRAS= 28,95X181,5  
019849  
2RD498629CH  
30



7.100 / 8.100 / 8.140 / L.80 / 6.90 / 7.90S / 7.110S  
/ 6.80 / 6.90S /

### T11498629 AXLE REPAIR KIT

REP. MANGA CPL. P/1LD.=MERITOR= 40,  
005428  
805687



12.140T / 12.170BT / 12.140H / 11.130 / 13.130 /  
14.140 / 11.140 / 12.140 /

### T11498629 10 AXLE REPAIR KIT

REP. MANGA CPL. P/1LD.=MERITOR= 40,  
019366



12.140T / 12.170BT / 12.140H / 11.130 / 13.130 /  
14.140 / 11.140 / 12.140 / 12.170 /

### T11498629 20 AXLE REPAIR KIT

REP. MANGA CPL. P/1LD.=MERITOR= 41,  
019367



12.140T / 12.170BT / 12.140H / 11.130 / 13.130 /  
14.140 / 11.140 / 12.140 /

### T11498629 30 AXLE REPAIR KIT

REP. MANGA CPL. P/1LD.=MERITOR= 41,  
019368



12.140T / 12.170BT / 12.140H / 11.130 / 13.130 /  
14.140 / 11.140 / 12.140 /

### T11498629CH 0 AXLE REPAIR KIT

REP. MANGA CPL. P/1LD.=MERITOR= 40,  
019854



12.140T / 12.170BT / 12.140H / 11.130 / 13.130 /  
14.140 / 11.140 / 12.140 /

### T11498629CH 10 AXLE REPAIR KIT

REP. MANGA CPL. P/1LD.=MERITOR= 40,  
019855



12.140T / 12.170BT / 12.140H / 11.130 / 13.130 /  
14.140 / 11.140 / 12.140 /

### T11498629CH 20 AXLE REPAIR KIT

REP. MANGA CPL. P/1LD.=MERITOR= 41,  
019856



12.140T / 12.170BT / 12.140H / 11.130 / 13.130 /  
14.140 / 11.140 / 12.140 /

### T11498629CH 30 AXLE REPAIR KIT

REP. MANGA CPL. P/1LD.=MERITOR= 41,  
019857



12.140T / 12.170BT / 12.140H / 11.130 / 13.130 /  
14.140 / 11.140 / 12.140 /

### T16498629 KING PIN KIT SIFCO 2 SIDES

REP. MANGA CPL. P/1LD.=SIFCO=45,55X264,5  
005429  
TAR498629  
2VF498629



12.180 / 14.150 / 14.170BT / 14.180 / 14.220 / 16.  
170 / 16.180CO / 16.210CO / 16.220 / 16.300 / 17.

### T16498629 10 KING PIN KIT COMPLETE

REP. MANGA CPL. P/1LD.=SIFCO=45,65X264,5  
017685  
TAR498629 10



12.180 / 14.150 / 14.170BT / 14.180 / 14.220 / 16.  
170 / 16.180CO / 16.210CO / 16.220 / 16.300 / 17.

### T16498629 20 KING PIN KIT COMPLETE

REP. MANGA CPL. P/1LD.=SIFCO=45,75X264,5  
017687  
2VF498629 20  
TAR498629 20



12.180 / 14.150 / 14.170BT / 14.180 / 14.220 / 16.  
170 / 16.180CO / 16.210CO / 16.220 / 16.300 / 17.

### T16498629 30 KING PIN KIT COMPLETE

REP. MANGA CPL. P/1LD.=SIFCO=45,85X264,5  
017688  
2VF498629 30  
TAR498629 30



12.180 / 14.150 / 14.170BT / 14.180 / 14.220 / 16.  
170 / 16.180CO / 16.210CO / 16.220 / 16.300 / 17.

### T16498629A KING PIN KIT 45,55X256,5 =

REP. MANGA CPL. P/1LD.=BRAS= 45,55X256,5  
007858



14.150 / 14.200 / 17.210 / 17.300 / 17.310 / 23.210  
/ 23.310 / 13.170E / 15.170E / 15.190E / 15.180E /

### T16498629A 10 KING PIN KIT 45,65X256,5 =

REP. MANGA CPL. P/1LD.=BRAS= 45,65X256,5  
017689



14.150 / 14.200 / 17.210 / 17.300 / 17.310 / 23.210  
/ 23.310 / 13.170E / 15.170E / 15.190E / 15.180E /

### T16498629A 20 KING PIN KIT COMPLETE

REP. MANGA CPL. P/1LD.=BRAS= 45,75X256,5  
017690



14.150 / 14.200 / 17.210 / 17.300 / 17.310 / 23.210  
/ 23.310 / 13.170E / 15.170E / 15.190E / 15.180E /

### T16498629A 30 KING PIN KIT 45,85X256,5 =

REP. MANGA CPL. P/1LD.=BRAS= 45,85X256,5  
017691



14.150 / 14.200 / 17.210 / 17.300 / 17.310 / 23.210  
/ 23.310 / 13.170E / 15.170E / 15.190E / 15.180E /

## 1.82 REPARO MANGA DE EIXO KING PIN REPAIR KIT

**T16498629ACH 0** KING PIN KIT 45,55X256,5 =  
REP. MANGA CPL. P/1LD.=BRAS= 45,55X256,5  
019850



14.150 / 14.200 / 17.210 / 17.300 / 17.310 / 23.210 / 23.310 / 13.170E / 15.170E / 15.190E / 15.180E /

**T16498629ACH 10** KING PIN KIT 45,65X256,5 =  
REP. MANGA CPL. P/1LD.=BRAS= 45,65X256,5  
019851



14.150 / 14.200 / 17.210 / 17.300 / 17.310 / 23.210 / 23.310 / 13.170E / 15.170E / 15.190E / 15.180E /

**T16498629ACH 20** KING PIN KIT 45,75X256,5 =  
REP. MANGA CPL. P/1LD.=BRAS= 45,75X256,5  
019852



14.150 / 14.200 / 17.210 / 17.300 / 17.310 / 23.210 / 23.310 / 13.170E / 15.170E / 15.190E / 15.180E /

**T16498629ACH 30** KING PIN KIT 45,85X256,5 =  
REP. MANGA CPL. P/1LD.=BRAS= 45,85X256,5  
019853



15.170 / 17.300 // 15.180 / 17.210 / 17.310 / 23.210 / 23.310 / 14.200 / 14.150 / 13.170E / 15.170E /

**T16498629B** KING PIN KIT 45,55X256,5 =  
REP. MANGA CPL. P/1LD.=BRAS= 45,55X256,5  
023340



12.180 / 14.150 / 14.170BT / 14.180 / 14.220 / 16.170 / 16.180CO / 16.210CO / 16.220 / 16.300 / 17.

**T16498629B 10** KING PIN KIT 45,65X256,5 =  
REP. MANGA CPL. P/1LD.=BRAS= 45,65X256,5  
023341



12.180 / 14.150 / 14.170BT / 14.180 / 14.220 / 16.170 / 16.180CO / 16.210CO / 16.220 / 16.300 / 17.

**T16498629B 20** KING PIN KIT 45,75X256,5 =  
REP. MANGA CPL. P/1LD.=BRAS= 45,75X256,5  
023342



12.180 / 14.150 / 14.170BT / 14.180 / 14.220 / 16.170 / 16.180CO / 16.210CO / 16.220 / 16.300 / 17.

**T16498629B 30** KING PIN KIT 45,85X256,5 =  
REP. MANGA CPL. P/1LD.=BRAS= 45,85X256,5  
023343



12.180 / 14.150 / 14.170BT / 14.180 / 14.220 / 16.170 / 16.180CO / 16.210CO / 16.220 / 16.300 / 17.

**T16498629BCH 0** KING PIN KIT 45,55X256,5 =  
REP. MANGA CPL. P/1LD.=BRAS= 45,55X256,5  
023344



12.180 / 14.150 / 14.170BT / 14.180 / 14.220 / 16.170 / 16.180CO / 16.210CO / 16.220 / 16.300 / 17.

**T16498629BCH 10** KING PIN KIT 45,65X256,5 =  
REP. MANGA CPL. P/1LD.=BRAS= 45,65X256,5  
023345



12.180 / 14.150 / 14.170BT / 14.180 / 14.220 / 16.170 / 16.180CO / 16.210CO / 16.220 / 16.300 / 17.

**T16498629BCH 20** KING PIN KIT 45,75X256,5 =  
REP. MANGA CPL. P/1LD.=BRAS= 45,75X256,5  
023346



12.180 / 14.150 / 14.170BT / 14.180 / 14.220 / 16.170 / 16.180CO / 16.210CO / 16.220 / 16.300 / 17.

**T16498629BCH 30** KING PIN KIT 45,85X256,5 =  
REP. MANGA CPL. P/1LD.=BRAS= 45,85X256,5  
023347



12.180 / 14.150 / 14.170BT / 14.180 / 14.220 / 16.170 / 16.180CO / 16.210CO / 16.220 / 16.300 / 17.

**T16498629B VP** KING PIN KIT 45,65X256,5 =  
REP. MANGA CPL. P/1LD.=BRAS= 45,65X256,5  
026552



**T16498629CH 0** KING PIN KIT SIFCO 2 SIDES  
REP. MANGA CPL. P/1LD.=SIFCO=45,55X264,5  
019862  
2VF498629CH



12.180 / 14.150 / 14.170BT / 14.180 / 14.220 / 16.170 / 16.180CO / 16.210CO / 16.220 / 16.300 / 17.

**T16498629CH 10** KING PIN KIT COMPLETE  
REP. MANGA CPL. P/1LD.=SIFCO=45,65X264,5  
019863  
2VF498629CH  
10



12.180 / 14.150 / 14.170BT / 14.180 / 14.220 / 16.170 / 16.180CO / 16.210CO / 16.220 / 16.300 / 17.

**T16498629CH 20** KING PIN KIT COMPLETE  
REP. MANGA CPL. P/1LD.=SIFCO=45,75X264,5  
019864  
2VF498629CH  
20



12.180 / 14.150 / 14.170BT / 14.180 / 14.220 / 16.170 / 16.180CO / 16.210CO / 16.220 / 16.300 / 17.

**T16498629CH 30** KING PIN KIT COMPLETE  
REP. MANGA CPL. P/1LD.=SIFCO=45,85X264,5  
019865  
2VF498629CH  
30



12.180 / 14.150 / 14.170BT / 14.180 / 14.220 / 16.170 / 16.180CO / 16.210CO / 16.220 / 16.300 / 17.




## 1.83 REPAROS DIVERSOS

### REPAIR KIT

#### 2RP798121 GEAR SHIFT LEVER REPAIR

REPARO FIX. ALAVANCA CAMBIO  
005157  
T11711527



24.250 / 40.300 / 18.310 / 26.220 / 17.210 / 17.300  
/ 26.300 / 8.150 / 13.190 /

#### 2V5881053 SEAST REP.KIT

KIT REPARO BANCO  
026929



## 1.84 RESERVATORIO

### CONTAINERS

#### 2TA145171 HIDRAULIC OIL CONTAINER

RESERV. OLEO HIDRAULICO  
006781  
T16145171  
TJG145171



7.100 / 8.140 / 8.140CO / 8.140CE / L.80 / 12.  
140T / 12.170BT / 12.180 / 14.150 / 14.170BT /

#### 0081172032 POWER STEERING OIL

RESERV. OLEO DIR. HIDRAULICA 113  
025457  
T16145171  
TJG145171



7.100 / 8.140 / 8.140CO / 8.140CE / L.80 / 12.  
140T / 12.170BT / 12.180 / 14.150 / 14.170BT /

## 1.85 RETENTOR

### RETAINER

#### 2P0525275 RETAINER

RETENTOR FLANGE DIFERENCIAL  
018433



5.140EOD / 8.150 MWM DELIVERY / 8.150 EOD /  
5.140 MWM DELIVERY /

#### 2R0109293 RETAINER

RETENTOR TAMPA DISTRIBUICAO  
018445  
4890832



17.250E / 23.250E / 24.250E / 8.150E / 13.170E /  
15.170E / 15.190E / 9.150E / 15.180E / 13.180E /

#### 2R0311113 RETAINER

RETENTOR FLANGE CAMBIO  
018436  
3344471



8.150E / 8.120 / 8.150 / 8.150EOD / 9.150E / 8.  
150 MWM DELIVERY / 5.140 EOD / 5.140 MWM

#### 2R0311189 RETAINER


RETENTOR MORINGA CAMBIO ZF  
018432  
0734310253



9.150OD / 9.150EOD / 8.120OD / 8.150 EOD / 9.  
150E CUMMINS DELIVERY / 8.150 OD /

#### 2R0407641 RETAINER KING PIN

RETENTOR MANGA EIXO  
018874  
104284



6.90 / 7.90S / 7.110S / 8.150E / 7.100 / 8.100 / 8.  
120 / 8.150 / 8.140 / 8.140CO / 8.140CE / 8.

#### 2R0407641B SEAL RING

RETENTOR PINO MANGA EIXO  
007879



8.150E / 8.100 / 8.120 / 8.150 / 9.150OD / 8.  
150OD / 7.120 / 9.150EOD / 8.120OD / 9.150E / 8.

#### 2R0501317 INNER REAR HUB

RETENTOR CUBO TRASEIRO  
012445  
07439BYF  
06478BYF  
T06501317C



8.100 / 8.140CO / 8.140CE / 8.140CKD / 8.150E /  
9.150E / 5.140 MWM DELIVERY / 8.150 MWM

#### 2RD525275 PINION RETAINER

RETENTOR PINHAO ALBARUS  
004038  
02853BAGEF



/ 7.100 / 8.140 / 8.100 / 8.140CO / 8.140CE / 8.  
140 CO CHILE / 8.140 CE CHILE

#### 2RH501317 REAR WHEEL RETAINER

RETENTOR CUBO RODA TRASEIRA  
004021  
T16501317  
2S0501317



12.180 / 14.150 / 14.180 / 14.220 / 16.170 / 16.220  
/ 16.300 / 24.250 / 35.300 / 40.300 / 16.220 LEITO

#### 2RK109215 CUMMINS ENGINE FRONT

RETENTOR DIANT. VIRABR. CUMMINS-SERIE  
005606  
TE3109215  
3353977  
2T0109293  
2T0103085



14.220 / 16.170 / 16.220 / 16.300 / 24.250 / 35.300  
/ 40.300 / 16.220 LEITO / 18.310 / 26.260 / 26.310

#### 2RR525413 ENTRANCE DIFFERENTIAL

RETENTOR EIXO ENTRADA DIFERENCIAL  
005521  
2S0198049B  
2RR525413A  
2S0198049  
2RR598323



24.250 / 24.220 / 26.260 / 26.310 / 26.220 / 31.260  
/ 31.310 / 26.260E / 31.260E / 26.260

#### 2RR525413B AXLE EXIT RETAINER - 1

RET. EIXO SAIDA - 1\$ DIFERENCIAL  
005566  
2S0198049C  
2S0198049A  
2RR598325  
TAR525413  
A11205Y2729




24.250 / 24.220 / 26.260 / 26.220 / 31.260 / 26.300  
/



## 1.85 RETENTOR RETAINER

**2S0103085A** ENGINE FLYWHEEL  
RETENTOR VOLANTE MOTOR CUMMINS  
005604  
TE3103209  
3934486  
3909410  
2T2103196B  
2T2103196A  
2S0103085B



12.170BT / 14.170BT / 14.220 / 16.170 / 16.220 / 16.300 / 24.250 / 35.300 / 40.300 / 16.200 / 18.310

**2S0311113A** RETAINER  
RETENTOR FLANGE CAMBIO  
018437  
3001916



12.140T / 12.180 / 14.150 / 14.180 / 12.140H / 13.170E / 15.170E / 15.190E / 15.180E / 13.180E /

**2T0301227** RETAINER  
RET. EIXO CONT. REMOTO CAMBIO ZF  
018430  
2122001318  
0634300302



18.310 / 19.320E CONSTELLATION / 19.370 CONSTELLATION / 25.370E CONSTELLATION /

**2T0301457** RETAINER  
RETENTOR EIXO EMBREAGEM  
018429  
0634307367  
212001319



18.310 / 19.320E CONSTELLATION / 19.370 CONSTELLATION / 25.370E CONSTELLATION /

**2T0311189** RETAINER  
RETENTOR MORINGA CAMBIO ZF  
018440  
0734310111



18.310 / 19.320E CONSTELLATION / 19.370 CONSTELLATION / 25.370E CONSTELLATION /

**2T0311281** SEAL  
RETENTOR GARFO CAMBIO ZF  
012450  
0750112034  
215001600  
212001600  
2T0311189A



18.310 / 26.260 CONSTELLATION / 31.260 CONSTELLATION / 31.320E CONSTELLATION /

**2T0311449** GEARBOX RETAINER  
RETENTOR CAIXA CAMBIO  
018439  
1297301004




18.310 / 19.320E CONSTELLATION / 19.370 CONSTELLATION / 25.370E CONSTELLATION /

**2T2311113** RETAINER  
RETENTOR FLANGE CAMBIO ZF  
018441  
0734319551  
212002722  
2T0311113



18.310 / 19.320E CONSTELLATION / 19.370 CONSTELLATION / 25.370E CONSTELLATION /

**2U0311189** RETAINER  
RETENTOR MORINGA CAMBIO  
018449  
4304724



17.300 / 17.310 / 24.250 / 26.260 / 26.220 / 31.260 / 31.310 / 26.260E / 31.260E / 26.260

**2U2141255** RETAINER  
RETENTOR MORINGA CAMBIO  
018447  
2U2141255A



19.320E CONSTELLATION / 19.370 CONSTELLATION / 25.370E CONSTELLATION /

**2U2311189** RETAINER  
RETENTOR MORINGA CAMBIO ZF  
018442  
0768800253  
0734310387



19.320E CONSTELLATION / 19.370 CONSTELLATION / 25.370E CONSTELLATION /

**2UU311623** RETAINER  
RETENTOR TRAS. CX. CAMBIO RT  
017361  
4302322  
2U0311623



26.260 / 26.220 / 31.260 / 31.310 / 26.260 CONSTELLATION / 31.260 CONSTELLATION /

**062103051** RETAINER  
RETENTOR TRASEIRO VIRABREQUIM  
018446  
2P0103085



5.140 MWM DELIVERY / 8.150 MWM DELIVERY / 8.150 EOD / 5.140 EOD / 5.140 /

**T06501317B** REAR WHEEL RETAINER  
RETENTOR CUBO RODA TRASEIRA  
004027  
98HU1175AA  
2RE501317  
R71923BGG  
T72501317




/ 9.150OD / 8.150OD / 7.100 / 8.120 / 8.150 / 6.90 / 7.90S / 7.110S / 8.140 / 8.140CE / 8.140CKD / 8.

**T06525275** DIF. PINION RETAINER  
RETENTOR PINHAO DIFERENCIAL  
005522  
02201BRGEP  
2SF525275  
T06525275A



/ 7.90S / 7.110S

**T11407685** KING PIN RETAINER  
RETENTOR PINO MANGA EIXO  
019365



12.140T / 12.170BT / 12.140H / 11.130 / 13.130 / 14.140 / 11.140 / 12.140 /

**T12501317** REAR WHEEL RETAINER  
RETENTOR CUBO RODA TRASEIRA  
004034  
E5HT1175CA



/ 12.140H / 12.140T / 12.170BT / 12.180 / 13-190 / 13.150 / 13.170 / 13.180 / 13.170E / 13.180E /

**T12525275** PINION RETAINER  
RETENTOR PINHAO  
004020  
02686BRGEP  
A1205D1928



/ 14.200 / 12.140H / 14.150 / 12.170BT / 14.170BT / 12.140T / 8.120OD / 9.150EOD / 7.110 /

**T13311189** DRIVING SHAFT RETAINER  
RETENTOR EIXO PILOTO  
004029  
01963BAG



/ 6.80 / 6.90 / 7.90 / 7.110S / 11.130 / 11.140 / 12.140 / 13.130 / 14.210 / 7.90S

**T13312017** SELECTOR AXLE  
RETENTOR EIXO SELETOR  
004042




7.100 / 8.100 / 8.140 / 8.140CO / 8.140CE / L.80 / 12.140T / 12.170BT / 12.180 / 14.150 / 14.170BT

**T16407641** FRONT WHEEL RETAINER  
RETENTOR RODA DIANTEIRA  
004032  
02484BGE



14.150 / 14.220 / 16.170 / 16.220 / 24.250 / 35.300 / 26.220 / 14.200 /

**T16407685** RETAINER KING PIN  
RETENTOR ROLAMENTO MANGA EIXO  
018450  
2S0407641A



14.200 / 14.150 / 14.220 / 16.170 / 16.220 / 16.300 / 14.170BT / 12.180 / 14.180 / 16.180CO / 16.

**T16407685B** RETAINER KING PIN  
RETENTOR PINO MANGA EIXO  
017683  
104030



12.180 / 14.150 / 14.170BT / 14.180 / 14.220 / 16.170 / 16.180CO / 16.210CO / 16.220 / 17.210OD /

**T2D311879** REAR FLANGE RETAINER  
RETENTOR FLANGE TRAS. CX. 350V  
004101  
02512BRGEP



7.90S / 7.110S / 11.130 / 13.130 / 11.140 / 12.140 / 14.140 /

## 1.85 RETENTOR RETAINER

### T95525275 DIF. PINION RETAINER

RETENTOR PINHAO DIF. REDUZIDO

004044  
01880BAG  
R71880BAG



/ 13.130

### TAC109215 FRONT VIRABR. RETAINER

RETENTOR DIANT. VIRABR. MWMX10

006575  
02871BRAGF  
2S0109215



7.100 / 8.100 / 8.140 / 8.140CO / 8.140CE / L.80 /  
12.140T / 12.180 / 14.150 / 14.180 / 16.180CO /

### TE3311189A STEERING KNUCKLE AXLE

RETENTOR MORINGA

004102  
02960BAGE  
2S0311189



/ 12.170BT / 12.180 / 14.150 / 14.170BT / 14.180 /  
14.200 / 16.170 / 14.220 / 16.220 / 16.220 LEITO

### TE3311189A O RETAINER

RETENTOR MORINGA CAMBIO

007655



14.210 / 16.210 / 12.170BT / 12.180 / 13.170 / 13.  
180 / 14.150 / 14.170BT / 14.180 / 14.200 / 14.220

### TE3501317A REAR WHEEL RETAINER

RETENTOR CUBO RODA TRASEIRA

004036



/ 11.130 / 13.130 / 14.140 / 14.210 / 11.140 / 12.  
140

### TMJ512395 CENTRAL BUSHING

RETENTOR BUCHA CENTRAL

004843



/ 24.250 / 24.220

## 1.86 ROLAMENTO ROLLER BEARING

### 2R0105276 FLYWHEEL BEARING

ROLAMENTO VOLANTE MOTOR

017859  
62032RS



8.150E / 9.150E / 8.150 EOD / 9.150EOD / 8.150E  
PLUS / 9.150E CUMMINS DELIVERY /

### 2RD398043 BEARING GEAR SHAFT

ROLAMENTO EIXO INTERM. CAMBIO

017736  
3344228  
675246  
672070  
25877  
25821



7.90S / 7.110S / 8.150E / 7.100 / 8.100 / 8.120 / 8.  
150 / 9.150OD / 8.140 / 8.140CO / 8.140CE / L.80 /

### 2Z0105313 STEERING WHEEL ENGINE

ROLAMENTO VOLANTE MOTOR

007264  
C5TS7600B3  
F2HZ7600B  
TJG105313



12.170BT / 12.180 / 14.150 / 14.170BT / 14.180 /  
14.220 / 16.170 / 16.180CO / 16.210CO / 16.220 /

### 357607 BEARING CLUTCH VW

MANCAL EMBREAGEM VW

019033  
02991380  
3371 S  
1380 R



6.90 / 7.90S / 6.80 /

### T06407393 BEARING KING PIN VW

ROLAMENTO MANGA EIXO VW

017682  
02989676  
2RD407393A



6.90 / 7.90S / 7.110S / 7.90 / 6.80 /

### T11407393 BEARING

ROLAMENTO MANGA EIXO

007162  
TEG407393B



11.130 / 13.130 / 14.140 / 11.140 / 12.140 /

### T13141173 CLUTCH BEARING =

ROLAMENTO EMBREAGEM =S/CUBO=

006158  
537166  
1005 R  
HCS-08P04



7.100 / 8.100 / 8.140 / 12.140T / 12.140H / 7.110S  
/ 11.130 / 13.130 / 14.140 / 11.140 / 12.140 / 8.150

### T16407393 BEARING

ROLAMENTO MANGA EIXO

007161  
2S0407393A  
2RP407393  
TJG407393  
T16407393A



14.150 / 14.170BT / 14.220 / 16.170 / 16.220 / 16.  
300 / 24.250 / 35.300 / 40.300 / 16.220 LEITO /

## 1.87 SEDE BALL SEATS

### 2RG109429A INTAKE MAN. BALL SEAT

SEDE VALV. ADM. MWM + 0,10

004005



/ 11.130 / 12.140 / 11.140 / 14.140 / 6.90 / 7.90 /  
7.90S / 13.130

### T12109431C EXHAUST VALVE BALL

SEDE VALVULA ESCAPE MWM + 0,20

004004  
T12109431



/ 11.130 / 11.140 / 12.140 / 13.130 / 14.140 / 6.90  
/ 7.90 / 7.90S / 12.140H

## 1.88 SELO

### SEALINGS

#### 2RD103113C SEALING CYLINDER HEAD

SELO CABECOTE MOTOR MWM

005655  
922909760014  
VA595  
T12103113A



7.100 / 8.100 / 8.140 / 8.140CO / 8.140CE / L.80 /  
12.140T / 12.180 / 14.150 / 14.180 / 16.180CO /

## 1.89 SENSOR

### SENSOR

#### 0289195011 TEMPERATURE MONITOR

SENSOR TEMPERATURA  
004779



/ 6.90 / 11.130 / 13.130 / 11.140 / 7.90

#### 2R2945511 OIL PRESSURE SENSOR

SENSOR PRESSAO AR CONSTELLATION  
017934



26.260 CONSTELLATION / 31.260  
CONSTELLATION / 31.320E CONSTELLATION /

#### 2Z0900275 GEAR ROTATION SENSOR

SENSOR ROTACAO CAMBIO EATON  
018074



17.240OT / 18.310OT / 17.210OD /

#### 2Z0971759 WATER SENSOR LEVEL

SENSOR NIVEL AGUA  
019557



17.260EOT / 18.320EOT / 19.320E  
CONSTELLATION / 19.370 CONSTELLATION /

## 1.90 SERVO EMBREAGEM

### CLUTCH SERVO

#### 2R0721257 CLUTCH SERVO (NO

SERVO EMBR. S/ IND. DESGASTE  
022859  
2Z0721257



17.260EOT / 18.320EOT / 15.180E OD MWM  
EURO 3 / 15.190E OD MWM EURO 3 / 17.210E

#### 2R2721257B CLUTCH SERVO 83MM

SERVO EMBR. MID 83MM =ROSCA M12X1.5=  
022559  
2R2721257  
2R2721257A



26.260 CONSTELLATION / 31.260  
CONSTELLATION / 31.320E CONSTELLATION /

#### 2V5721261B CLUTCH SERVO VW

SERVO EMBREAGEM VW  
027319



#### 2Z0721261A CLUTCH SERVO LONG

SERVO EMBR. CANECA LONGA =WABCO=  
022536  
2W0721263A



15.180EOD / 15.190EOD / 17.210E OD / 16.  
270CO / 17.240CO / 17.260CO /

#### 0501008846 CLUTCH SERVO LONG

SERVO EMBR. CANECA LONGA =WABCO=  
022870  
2W0721263A



15.180EOD / 15.190EOD / 17.210E OD / 16.  
270CO / 17.240CO / 17.260CO

#### 9700511000 CLUTCH SERVO LONG

SERVO EMBR. CANECA LONGA =WABCO=  
017565  
2W0721263A



15.180EOD / 15.190EOD / 17.210E OD / 16.  
270CO / 17.240CO / 17.260CO

#### 9700511280 A CLUTCH SERVO 110M

SERVO EMBR. 110MM TIPO WABCO  
013189  
2W0721257 A



16.180CO / 16.210CO / 17.210OD / 24.250 / 40.  
300 / 15.180EOD / 15.190EOD / 24.220 / 18.310 /

#### 9700511630 CLUTCH SERVO (NO

SERVO EMBR. S/ IND. DESGASTE  
014801  
2Z0721257



16.180CO / 16.210CO / 17.210OD / 24.250 / 40.  
300 / 15.180EOD / 15.190EOD / 24.220 / 18.310 /

#### K036633 CLUTCH SERVO 83MM W/

SERVO MID 83MM =ROSCA M12X1.5=  
018069  
2R2721257  
2R2721257A



26.260 CONSTELLATION / 31.260  
CONSTELLATION / 31.320E CONSTELLATION /

#### K045092

SERVO MID 83MM =ROSCA M12X1.5=  
024302  
2R2721257  
2R2721257A



26.260 CONSTELLATION / 31.260  
CONSTELLATION / 31.320E CONSTELLATION /

#### TAR721257 A CLUTCH SERVO 110M

SERVO EMBR. 110MM TIPO WABCO  
013191  
2W0721257 A



16.180CO / 16.210CO / 24.250 / 40.300 / 15.  
180EOD / 15.190EOD / 24.220 / 18.310 / 26.260 /

## 1.91 SINCRONIZADOR

### SYNCHRONIZING

#### 2RK311243A SYNCHRONIZER

SINCRONIZADOR 1/2I. VEL.

007265  
3000794R  
TF3311243  
TAH311243



14.220 / 16.220 / 16.180CO / 16.210CO / 17.210OD / 16.220 LEITO / 15.180EOD / 15.190EOD

## 1.92 SUPORTE

### BRACKET

#### 20310 BRACKET APU DRYER

SUPORTE SECADOR APU (2T2607373B)

017778  
4329050522



19.320E CONSTELLATION / 19.370 CONSTELLATION / 25.370E CONSTELLATION /

#### 20312 BRACKET APU DRYER

SUPORTE SECADOR APU 2T2607373N

017948



24.250ECONSTELLATION / 17.250E CONSTELLATION /

#### 281857133 LOCK BRACKET

SUPORTE TRAVA PORTA LUVAS

005199



/ 14.200 / 12.140H / 14.150 / 14.220 / 16.170 / 16.220 / 16.220 LEITO / 24.220 / 24.250 / 35.300 /

#### 2RP253863 ENGINE BRAKE BRACKET

SUPORTE FREIO MOTOR

017718



7.100 / 8.100 / 8.140 / 8.140CO / 8.140CE / L.80 / 14.200 / 8.150E / 8.150 / 9.150E / 7.120 / 8.120 /

#### 2S2253877 ENGINE BRAKE BRACKET

SUPORTE COMPTO FREIO MOTOR (COD.13935/

017726



26.220 / 26.260 CONSTELLATION / 31.260 CONSTELLATION / 31.320E CONSTELLATION /

#### 2VF857173999 LOWER GRAB HANDLE

SUPORTE APOIO INF. PAINEL INSTR.

005779



/ 17.250E / 12.140T / 12.170BT / 12.180 / 13.150 / 13.180 / 13.190 / 14.150 / 15.180 / 14.170BT /

#### 2VR801171 RUNNING BOARD LH

SUPORTE ESTRIBO L.E.

011849



17.250E / 13.150 / 13.180 / 13.190 / 15.180 / 15.170 / 17.210 / 17.220 / 17.300 / 17.310 / 18.310 /

#### T06411167 REAR/FRONT BUNDLE OF

SUPORTE JUMELO MOLA DIANT/TRAS.

004940



/ 6.80 / 6.90 / 7.90S / 7.110S

#### TAV121617 MOUNT

SUP. TRAS. RESERVATORIO AGUA

014523



17.250E / 12.170BT / 12.180 / 13.170 / 13.180 / 13.190 / 14.150 / 15.180 / 14.170BT / 14.180 / 14.

#### TH7807132 FENDER BRACKET RIGHT

SUPORTE PARACHOQUE DIREITO

004547



/ 6.90 / 7.90S / 7.110S

#### TJG807131 FENDER BRACKET LEFT

SUPORTE PARACHOQUE ESQUERDO

004552



/ 14.150 / 14.200 / 14.220 / 16.170 / 16.220 / 24.250 / 35.300 / 12.140H / 16.220 LEITO / 24.220 /

## 1.93 TAMPA

### COVER

#### 2RG115671 OIL CUSHION NOZZLE

TPA BOCAL ENCHIMENTO OLEO

006074



7.100 / 8.100 / 8.120 / 8.150 / 9.150OD / 8.140 / L.80 / 12.140T / 12.170BT / 12.180 / 13.150 / 13.

#### 2T0201551 COVER FUEL TANK W/ KEY

TAMPA COMBUSTIVEL COM CHAVE

017850



18.310 / 17.250E / 17.310 / 23.250E / 17.260EOT / 18.320EOT / 24.250E / 23.310 / 8.150E / 9.150E

#### 2TA201551 FUEL TANK COVER WITH

TAMPA TANQUE C/CHAVE

005615  
3894707105  
3864707005



7.100 / 8.100 / 8.140 / 8.140CO / 8.140CE / L.80 / 12.140T / 12.170BT / 12.180 / 14.150 / 14.170BT

#### 2Z0201551 FUEL TANK COVER WITH

TAMPA TANQUE C/CHAVE ROSCA INTERNA

005659



7.100 / 17.210OD / 15.180EOD / 15.190EOD / 18.310 / 26.260 / 26.310 / 26.220 / 31.260 / 31.310 /

## 1.93 TAMPA COVER

### T11407675 CAP

TAMPAO PINO MANGA EIXO  
010343



12.140T / 12.170BT / 12.140H / 13.170E / 13.180E / 13.190 / 13.170 / 13.150 / 13.180 /

### T2D145407 RESERVOIR COVER

TAMPA RESERV. HIDR.  
016262  
85HU3B725A



7.100 / 8.100 / 8.140 / 8.140CO / 8.140CE / L.80 / 12.140T / 12.170BT / 12.180 / 14.150 / 14.170BT

### TAE109285 COVER INSPECTION

TAMPA INSPECAO  
006348  
961007860034  
2S0109285



7.100 / 8.100 / 8.140 / 8.140CO / 8.140CE / L.80 / 12.140T / 12.180 / 14.150 / 14.180 / 16.180CO /

### TE3109285 CAP

TAMPA INSPECAO MOTOR CUMMINS  
011611  
2S0109291



12.170BT / 14.170BT / 14.220 / 16.170 / 16.220 / 16.300 / 24.250 / 35.300 / 40.300 / 16.220 LEITO /

### TJG407697C AXLE PIN COVER

TAMPA PINO MANGA EIXO  
013566



16.180CO / 16.210CO / 17.210OD / 15.180EOD / 15.190EOD / 17.210E OD / 17.210 / 17.300 / 17.

## 1.94 TANQUE COMBUSTIVEL TANKS

### T13607425 TANK SPACER AIR

ESPACADOR TANQUES AR  
006332



/ 11.130 / 13.130 / 12.140 / 14.140 / 11.140

## 1.95 TERMINAL TERMINALS

### T16415712B CABLE SHOE RIGHT M30 X

TERMINAL ROSCA DIR. M30 X 1,5  
003806



14.150 / 12.140 / 14.200 /

### TJG711397XD TERMINAL 45MM INTERN

TERMINAL 45MM ROSCA INT. M12 X 1,75 DIR.  
003837  
87HU7B082



12.170BT / 14.170BT / 16.170 / 16.180CO / 16.220 / 35.300 / 16.220 LEITO / 16.200 / 17.250E /

### TJG711397XE TERMINAL 45MM INTERN

TERMINAL 45MM ROSCA INT. M12 X 1,75 ESQ.  
003838



12.170BT / 14.150 / 14.170BT / 14.220 / 16.170 / 16.180CO / 16.220 / 35.300 / 16.220 LEITO / 16.

## 1.96 TIRANTE PISTON RODS

### 2RD711397 GEARBOX ROD

TIRANTE VARAO CAMBIO  
003819



7.100 / 8.100 / 8.140 / 8.140CO / 8.140CE / L.80 / 8.140CKD / 7.110 / 8.150 / 7.120 / 8.120 / 9.

### 2T0505469 CROSS SUPPORT

TIRANTE SUSP. PNEUMATICA  
011664



18.310 /

### TJG711397A GEAR BOX ROD

TIRANTE TERMINAIS CAMBIO -COMPLETO-  
003818  
2T0711491  
TJG711397



12.170BT // 13.170 / 13.190 / 14.170BT / 16.170 / 16.220 / 17.220 / 16.220 LEITO / 16.200 / 16.



## 1.97 TRAVA LOCKS

### 01925818 REAR HUB NUT LOCK

TRAVA ARANHA PORCA CUBO TRAS.

005374  
T12501473A  
T12501473  
T11501473



11.130 / 13.130 / 14.140 / 11.140 / 12.140 /

### 2R0512116A REAR HUB LOCK WASHER

TRAVA ARANHA CUBO

015999  
1229D5100  
2R0512116



8.150E / 9.150E / 9.150E CUMMINS DELIVERY /  
8.150E PLUS /

### T72601157 REAR WHEEL HUB LOCK

TRAVA ARANHA CUBO RODA TRASEIRA

005380



7.100 / 8.100 / 8.140 / 8.140CO / 8.140CE / L.80 /  
8.140CKD / 6.90 / 7.90S / 7.110S / 7.110 / 8.150E

### TJG501473 REAR WHEEL HUB LOCK

TRAVA ARANHA CUBO RODA TRASEIRA

005379  
TE3501473  
T16501473



12.140T / 12.170BT / 12.180 / 14.150 / 14.170BT  
/ 14.180 / 14.220 / 16.170 / 16.180CO / 16.220 /

### TJG899371E CABINE LOCK

TRANCA CABINA

005344  
TJG899371  
2P0899371



7.100 / 8.100 / 8.140 / L.80 / 12.140T / 12.170BT /  
12.180 / 14.150 / 14.170BT / 14.180 / 14.220 / 16.

## 1.98 TUBO TUBE

### 2R0607312B AIR PIPE

TUBO DESCARGA AR

014063



8.1200D / 8.150 OD / 9.1500D /

### 2R0607312H CONNECTING PIPE

TUBO CONEXAO COMPRESSOR

017785



8.150 EOD / 9.150EOD /

### 2RD607312A TUBE FROM COMPRESSOR

TUBO ESPIRAL COMPR. AO RESERV.

003970



/ 7.100 / 8.140 / 8.100 / 8.140CO / 8.140CE / 8.  
140CKD

### 2RS253121 MUFFLER EXHAUST

TUBO SILENCIOSO

014178



24.250 / 26.220 /

### 2TC607312A COMPRESSOR WATER PIPE

TUBO ENTR. AGUA COMPR. 6CT NOVO

003975



14.220 / 16.220 / 16.300 / 24.250 / 35.300 / 40.300  
/ 16.220 LEITO / 24.220 / 35.300 LEITO / 40.300

### 2TD117239 INTERCOOLER

TUBO CONEXAO INTERCOOLER

014198



12.170BT / 13.170 / 13.190 / 14.170BT / 15.170 /  
16.170 / 16.200 / 17.210 CUMMINS EURO 2 / 23.

### 2W0145741A COMPRESSOR TUBE

TUBO COMPRESSOR D9T/D7T

017784  
941209180034



15.180EOD / 15.190EOD /

### T06253101K EXHAUST PIPE

TUBO SAIDA MOTOR MWM

014184



6.90 / 7.90 / 7.90S /

### T06253121D MUFFLER EXHAUST

TUBO SILENCIOSO

014188



7.110S /

### T06253683A EXHAUST MANIF. TUBE

TUBO ESCAPE

014186



6.80 / 6.90 / 7.90 / 7.90S /

### T06607319 COMPRESSOR TUBE

TUBO SAIDA VALVULA GOVERNADORA

003960



/ 6.90 / 7.90S / 7.110S

### T06611705A BRAKE LINE FRONT TUBE

TUBO FREIO DIANTEIRO L.E.

014107



6.90 / 7.90 / 7.90S / 7.110S /



## 1.98 TUBO TUBE

### T07253101H TUBE FRONT

TUBO SAIDA MOTOR  
014187



7.110S /

### TAC127525A FUEL FILTER TUBE

TUBO FILTRO COMB. A B'BOMBA  
014105  
922909061805



12.140H /

### TAE121855 WATER ENTRANCE

JUNCAO ENTRADA D'AGUA  
005722  
961004730014



12.180 / 14.150 / 14.180 / 16.180CO / 14.200 / 16.180 /

### TAP145179 HYDR. STEERING OIL

TUBO RETORNO OLEO DIRECAO HIDR.  
003979  
2TA145179



/ 7.100 / 8.100 / 8.140 / 8.140CO / 8.140CE / 8.140 ARGEN. / 8.140 CHILE / L.80 / 8.140CKD

### TD1253683A EXHAUST MANIFOLD TUBE

TUBO ESCAPE =LONGO=  
014191



11.130 / 13.130 / 14.140 / 11.140 / 12.140 /

### TGG145177 PRESSURE PIPE

TUBO PRESSAO B'B HIDRAULICA  
014098



14.200 / 14.150 / 12.180 / 14.180 / 14.220 / 12.170BT / 14.170BT /

### TGG253101A TUBE FRONT

TUBO SAIDA MOTOR  
014176



14.150 /

### TJG199379B TUBE ENGINE MOUNT

TUBO ESPACADOR COXIM MOTOR DIANT.  
017524



14.200 / 12.140H / 14.150 / 12.180 / 14.180 / 14.220 / 16.170 / 16.220 / 16.220 LEITO / 24.250 /

### TJG253101A EXHAUST TUBE

TUBO DIANT. ESCAP. 12170/16170 =ANO 91 A  
017088



16.170 /

### TNR411075 TUBE

TUBO ESPACADOR BARRA ESTAB. DIANT.  
017523



12.140H / 14.150 / 14.220 / 16.170 / 16.220 / 16.220 LEITO / 24.220 / 24.250 / 35.300 / 35.300

## 1.99 TUBO INJETOR INJECTOR TUBE

### 2RD130304 PIPE 4TH CYLINDER

4§ TUBO INJETOR CILINDRO  
003913  
941009060045



/ 7.100 / 8.140 / 8.140CO / 8.140CE

### 2S0130305 5TH INJECTOR PIPE

5§ TUBO INJ. CUMMINS S.B.  
007547



13.190 / 13.170 / 15.170 / 15-190 /

### 03873091 PIPE 4TH CYLINDER

4§ TUBO INJETOR CILINDRO  
003918  
632509060415  
2R0130241A



/ 6.90 / 7.90S / 11.130 / 13.130 / 7.90

### 03873092 PIPE 5TH CYLINDER

5§ TUBO INJETOR CILINDRO  
003917  
632509060405  
2R0130241B



/ 6.90 / 7.90S / 11.130 / 13.130 / 7.90

### T12130303 PIPE 3RD CYLINDER

3§ TUBO INJETOR CILINDRO  
003900  
922909061045



/ 11.140 / 12.140 / 14.140

### TAE130303 PIPE 3RD CYLINDER

3§ TUBO INJETOR CILINDRO  
003906  
961009060035



/ 12.180 / 17.210 / 14.200 / 14.150 / 14.180 / 16.180CO / 16.210CO / 13.180 / 15.180 / 23.210 / 17.

### TJG130301 CYLINDER 1ST INJ. PIPE

1§ TUBO INJETOR CILINDRO  
003936  
3354562



/ 14.220 / 16.170 / 16.220

### TJG130302 2ND CYLINDER INJECTOR

2§ TUBO INJETOR CILINDRO  
003937  
3354563



/ 14.220 / 16.170 / 16.220

## 1.99 TUBO INJETOR

### INJECTOR TUBE

#### TJG130303 3RD CYLINDER INJECTOR

3§ TUBO INJETOR CILINDRO  
003938



/ 14.220 / 16.170 / 16.220

#### TJG130304 4TH CYLINDER INJECTOR

4§ TUBO INJETOR CILINDRO  
003939



/ 14.220 / 16.170 / 16.220

#### TJG130306 6TH CYLINDER INJECTOR

6§ TUBO INJETOR CILINDRO  
003941



/ 14.220 / 16.170 / 16.220

#### TL7130302 2ND CYLINDER INJECTOR

2§ TUBO INJETOR CILINDRO  
003927



/ 7.110S

#### TRA130301 CYLINDER 1ST INJ. PIPE

1§ TUBO INJETOR CILINDRO  
003930  
3354915



/ 12.180 / 14.150 / 14.180 / 14.200 / 16.170

#### TRA130302 2ND CYLINDER INJECTOR

2§ TUBO INJETOR CILINDRO  
003931



/ 16.170

#### TRA130303 3RD CYLINDER INJECTOR

3§ TUBO INJETOR CILINDRO  
003932



/ 16.170

#### TRA130304 4TH CYLINDER INJECTOR

4§ TUBO INJETOR CILINDRO  
003933



/ 16.170

#### TRA130305 5TH CYLINDER INJECTOR

5§ TUBO INJETOR CILINDRO  
003934



/ 16.170

#### TRA130306 6TH CYLINDER INJECTOR

6§ TUBO INJETOR CILINDRO  
003935



/ 16.170

#### TRG130302 2ND CYLINDER INJECTOR

2§ TUBO INJETOR CILINDRO  
003943



/ 16.300 / 24.250 / 35.300 / 40.300

## 1.100 VALVULA

### VALVE

#### 2RD109601 ADMISSION VALVE MWM

VALVULA ADMISSAO MWM X10  
012732  
961084600034



7.100 / 8.100 / 8.120 / 8.150 / 9.150OD / 8.140 / 8.140CO / 8.140CE / L.80 / 12.140T / 12.180 / 14.

#### 2RD109611 EXHAUST VALVE MWM X10

VALVULA ESCAPE MWM X10  
012733



7.100 / 8.100 / 8.120 / 8.150 / 9.150OD / 8.140 / 8.140CO / 8.140CE / L.80 / 12.140T / 12.180 / 14.

#### 2T0130764 SOLENOID VALVE =12V=

VALVULA SOLENOIDE PARADA MOTOR=12V=  
010567



24.250 / 40.300 / 26.220 / 17.220 / 23.220 /

#### 2T020114A SOLENOID VALVE =24V=

VALVULA SOLENOIDE PARADA MOTOR=24V=  
010569  
4946641  
2T0130764A  
2T020114



18.310 / 18.310OT /

#### 2TB130805 SOLENOID VALVE =24V=

VALVULA SOLENOIDE PARADA MOTOR=24V=  
010570  
961000780034



17.240OT / 18.310OT / 17.210OD /

#### 2U0130764 SOLENOID VALVE =12V=

VALVULA SOLENOIDE PARADA MOTOR=12V=  
010568  
4946639  
3935649  
2U0130764A  
2U0130764B



40.300 / 26.260 / 26.310 / 26.220 / 31.260 / 31.310 / 24.250 CHILE / 35.300 CHILE / 35.300 LEITO

#### T06129611 DRY AIR CLEANER VALVE

VALVULA BORRACHA DESCARGA POEIRA  
005663



/ 6.90 / 7.90S / 8.140CO / 8.140CE / 8.140CKD

#### TJG130805 SOLENOID VALVE =12V=

VALVULA SOLENOIDE PARADA MOTOR=12V=  
010573



14.220 / 16.170 / 16.220 / 24.250 / 35.300 / 16.220 LEITO / 35.300H /

## 1.100 VALVULA VALVE

**TL7129611** DRY AIR CLEANER VALVE  
VALVULA BORRACHA DESCARGA POEIRA  
005662



/ 7.110S / 8.140CO / 8.140CE / 8.140CKD

**TRA130805** SOLENOID VALVE =12V=  
VALVULA SOLENOIDE PARADA MOTOR=12V=  
010571



14.220 / 16.170 / 16.300 / 35.300 / 40.300 / 16.220  
LEITO / 40.300 LEITO / 35.300H / 16.220 CHILE /

## 1.101 VALVULA DIVERSAS DIVERSE VALVE

**TRG201035** FUEL TANK BREATHING

VALVULA RESPIRO TANQUE COMB.  
005171  
2R0201136



7.100 / 8.100 / 8.140 / 8.140CO / 8.140CE / L.80 /  
14.150 / 14.220 / 16.170 / 16.180CO / 16.210CO /

## 1.102 VARETA ROD

**2TA115611** DIPSTICK L80

VARETA NIVEL OLEO MOTOR L80  
012219



L.80 /

**2TA422397** HYDR. STEERING OIL

VARETA NIVEL OLEO DIR. HIDR.  
005937  
T2D422397



12.140T / 12.170BT / 12.180 / 14.150 / 14.170BT  
/ 14.180 / 14.220 / 16.170 / 16.180CO / 16.210CO /

## 1.103 VEDADOR SEALINGS

**2TA608705A** HAND BRAKE VALVE

VEDADOR VALVULA MANETIM  
017801



7.100 / 15.180EOD / 15.190EOD / 18.310 / 26.  
260E / 31.260E / 26.260 CONSTELLATION / 31.

**03873015** ENGINE OIL PUMP SEALING


ANEL VEDACAO BOMBA OLEO MOTOR MWM  
005501  
604931060204  
2S0103196



/ 6.90 / 7.90S / 11.130 / 14.150 / 14.200 / 17.210 /  
16.210CO / 12.140H

**T12130803** INJECT. PUMP SEALING

ANEL VED. B'BA INJ. EM LINHA MWM  
005500  
604931040753



/ 7.110S / 12.180 / 13.180 / 14.150 / 15.180 / 14.  
180 / 14.200 / 16.180CO / 17.210 / 16.210CO / 17.

**TAE115107** SEALING RING OIL PUMP

ANEL VEDACAO BOMBA OLEO MWM X 10  
005484  
904931360781



/ 6.90 / 7.100 / 8.100 / 8.120 / 8.150 / 8.140 / 8.  
140CO / 8.140CE / L.80 / 12.140T / 12.180 / 13.

**TAE129321** PRESSURE REG. SEALING

ANEL VEDACAO REGULADOR PRESSAO  
005513  
961008610044



/ 14.150

**TE3103487** VALVE COVER SEAL

ANEL VEDACAO TAMPA VALV. CUMMINS 8.3  
012461



14.220 / 16.170 / 16.220 / 17.220 / 16.300 / 17.300  
/ 17.310 / 18.310 / 24.250 / 26.260 / 26.300 / 26.

**TRA121121** THERM. VALVE SEALING

ANEL VED. VALV. TERMOSTATICA  
005508  
3923331  
TRA121119  
BF8T6255A



/ 12.170BT / 13.170 / 13.190 / 14.170BT / 15.170  
/ 16.170 / 16.200 / 17.210 / 17.210 CUMMINS

**TRA127967** SEALING RING FUEL FILTER

ANEL VEDACAO FILTRO COMBUSTIVEL  
005492



/ 12.170BT / 14.170BT / 14.220 / 16.170 / 16.200  
/ 16.220 / 16.300 / 24.250 / 35.300 / 35.300H / 40.

**Vendas / Sales:** vendas@cipec.com.br  
**Geral / General:** cipec@cipec.com.br  
**Televendas / Phone:** +55 19 3834-9822  
**Fax / Fax:** 0800.707.9822  
**www.cipec.com.br**

01925818	48	2P0711579B	8	2R0903119A	34	2RG607041	28
03618993	25	2P0721405	16	2R0903119B	34	2RG863521	37
03873015	51	2R0103548F	14	2R0903119C	34	2RG863522	37
03873091	49	2R0103548G	14	2R0903119D	34	2RG957805G	13
03873092	49	2R0103548H	14	2R2721257B	45	2RH129723B	5
03873109	5	2R0103548I	14	2R2803877F	30	2RH501317	42
04099908	10	2R0105276	44	2R2823301	19	2RJ311261	20
062103051	43	2R0109293	42	2R2823302	19	2RK103591	30
0081172032	42	2R0121004F	9	2R2837205	26	2RK107119	15
0289195011	45	2R0121437	29	2R2837206	26	2RK107121	15
0501008846	45	2R0145157	10	2R2899177	9	2RK107123	15
20310	46	2R0145299	21	2R2899515	7	2RK107124	15
20312	46	2R0145487B	7	2R2945511	45	2RK107125	15
104061	29	2R0201156	6	2R4405421	12	2RK107126	15
357607	44	2R0201589	18	2R4405421 10	12	2RK109215	42
2830444	25	2R0253137A	25	2R4405421 20	12	2RK121005	9
3312252	13	2R0301338	28	2R4405421 30	12	2RK129725	30
133857119	37	2R0311113	42	2R4407361	33	2RK145467	28
281857133	46	2R0311189	42	2R4498629	39	2RK311243A	46
282711119	27	2R0311593	32	2R4498629CH	39	2RL109623	28
600711569	20	2R0321143A	32	2RB121005	9	2RL721555B	13
690949103	26	2R0398031 X	26	2RD103113C	45	2RL807103033	30
2318372091	8	2R0407071	15	2RD109601	50	2RM141861	23
2318372111	8	2R0407071A	15	2RD109611	50	2RM141863	19
2376119871	5	2R0407071B	15	2RD115657	5	2RP141147	24
4214110960	17	2R0407171B O	12	2RD117273	5	2RP253861	16
4214289150	22	2R0407171B010	12	2RD129311	28	2RP253863	46
4214299190	22	2R0407171B020	12	2RD129717	25	2RP253891	29
4214299340	22	2R0407171B030	12	2RD129723	5	2RP301461	12
4214450020	17	2R0407171C040	12	2RD130113	25	2RP798121	42
8961300504	9	2R0407172	12	2RD130304	49	2RP957805	13
9617232014	20	2R0407361010	32	2RD198005C	25	2RR312141	24
9700511000	45	2R0407361020	32	2RD198181	9	2RR312141 C	24
9700511280 A	45	2R0407361A	32	2RD253143B	5	2RR399181	35
9700511630	45	2R0407361A010	32	2RD253683	35	2RR525413	42
9709030104	17	2R0407361A020	33	2RD253853B	22	2RR525413B	42
906905810101	10	2R0407361A030	33	2RD253869	19	2RR599213	35
940707310035	10	2R0407361A040	33	2RD312021	23	2RR711259	28
940707310055	10	2R0407361STD	33	2RD398031	33	2RS253121	48
2118370202999	26	2R0407545	34	2RD398043	44	2S0103085A	43
2118372391232	29	2R0407641	42	2RD407661	8	2S0103487	7
111837225D	26	2R0407641B	42	2RD407661B	8	2S0121004B	9
111837226D	26	2R0419548	16	2RD407661C	8	2S0129142	5
281853695B	37	2R0498629A	38	2RD407661D	15	2S0129142A	5
2B510014	16	2R0498629A 10	38	2RD407672	35	2S0129589A	25
2P0121004	9	2R0498629A 20	38	2RD407687010	33	2S0130305	49
2P0129589	25	2R0498629A 30	38	2RD407687020	33	2S0141707	19
2P0253121A	35	2R0498629A 40	38	2RD407687030	33	2S0253137A	25
2P0253683	35	2R0498629ACH 0	38	2RD407687STD	33	2S0311113A	43
2P0321143	32	2R0498629ACH 10	38	2RD407689	16	2S0721555H	13
2P0407172	12	2R0498629ACH 20	38	2RD525177A	19	2S0721556A	13
2P0407361	32	2R0498629ACH 30	38	2RD525177B	19	2S0807102B8A8	30
2P0407361 10	32	2R0498629ACH 40	38	2RD525275	42	2S0807103B8A8	30
2P0407361 20	32	2R0498629G 0	38	2RD607054A	8	2S08071048A8	30
2P0407361 30	32	2R0498629G 10	38	2RD607312A	48	2S2141719A	23
2P0407361 40	32	2R0498629G 20	38	2RD711397	47	2S2253691	16
2P0407545	34	2R0498629G 30	38	2RD807124CTR	30	2S2253853A	22
2P0498629	38	2R0498629G 40	39	2RD807899	12	2S2253853B	22
2P0498629 10	38	2R0498629GCH 0	39	2RD8676518A8	33	2S2253867A	11
2P0498629 20	38	2R0498629GCH 10	39	2RD957501	6	2S2253867B	11
2P0498629 30	38	2R0498629GCH 20	39	2RD957805B	13	2S2253869A	19
2P0498629 40	38	2R0498629GCH 30	39	2RD999491	30	2S2253869B	19
2P0498629CH	38	2R0498629GCH 40	39	2RE117273	5	2S2253877	46
2P0498629CH 10	38	2R0501317	42	2RE117273A	5	2S2298109	16
2P0498629CH 20	38	2R0512116A	48	2RE117273C	5	2S2721261	16
2P0498629CH 30	38	2R0607312B	48	2RE121255	5	2S2821331	21
2P0498629CH 40	38	2R0607312H	48	2RE129311A	27	2SP145467	27
2P0525275	42	2R0609465	28	2RE253867	11	2T0105253B	35
2P0711026	18	2R0721257	45	2RG109429A	44	2T0129657	9
2P0711164	12	2R0805244A	12	2RG115671	46	2T0130764	50



2T0141707B	23	2U0145299	21	N1024118	31	T11407545	34
2T0145299	21	2U0311189	43	NF033850AB	35	T11407675	47
2T0201114A	50	2U0721555B	13	NF055718AB	35	T11407677	7
2T0201551	46	2U2103548A	15	NF058676AB	31	T11407685	43
2T0253691	11	2U2103548B	15	NF058721AB	31	T11407687	33
2T0301227	43	2U2103548C	15	NF058725AB	31	T11407687 10	33
2T0301457	43	2U2103548F	15	NF386180AB	35	T11407687 20	33
2T0311189	43	2U2103548Y	15	NF386478AA	35	T11407687 30	33
2T0311281	43	2U2141255	43	NFE602208C	31	T11407693	16
2T0311449	43	2U2311189	43	NFE602373C	31	T11407751	36
2T0311807B	29	2UU311623	43	NFE661120HF	7	T11407759	36
2T0505469	47	2V5129653	28	NFE800817E	31	T11413435A	11
2T0711141	28	2V5129653A	28	NFE826238KA	36	T11413435A O	11
2T0903165	35	2V5721261B	45	NFN601218AB	31	T11498629	40
2T2121303	24	2V5881053	42	NFN620481DF	36	T11498629 10	40
2T2129589	25	2VB721205	24	NFU800900	13	T11498629 20	40
2T2141165H	27	2VB721405	16	NFU801225KA	5	T11498629 30	40
2T2141165K	27	2VC498629	39	NFU801229KA	5	T11498629CH 0	40
2T2141197	12	2VC498629 10	39	RCCE00297	17	T11498629CH 10	40
2T2141197A	12	2VC498629 20	39	RCCE00440	17	T11498629CH 20	40
2T2141231A	7	2VC498629 30	39	RCCE00700	17	T11498629CH 30	40
2T2141255	22	2VC498629CH 0	39	SP5074	22	T11711291	33
2T2141719	23	2VC498629CH 10	39	SP6964	22	T11711973	23
2T2141719B	23	2VC498629CH 20	39	SP7035	23	T11957805	14
2T2145299A	21	2VC498629CH 30	39	T00415721A	17	T11957821A	20
2T2253143C	5	2VF8071038A8	30	T00711335A	14	T12109431C	44
2T2253143H	5	2VF857173999	46	T00711335B	14	T12130303	49
2T2253143J	5	2VF999471	31	T00957805B	14	T12130803	51
2T2253143K	5	2VG721555	13	T00957805C	14	T12130803A	30
2T2311113	43	2VG721555A	14	T06107119	15	T12501224	37
2T2721261F	16	2VR801171	46	T06107121	15	T12501317	43
2T2807071N28	30	2VU121073	27	T06107123	15	T12525275	43
2T2821687	21	2W0121303	24	T06129611	50	T12525371	20
2TA115611	51	2W0145741A	48	T06130553	29	T12525375	25
2TA145171	42	2Z0105313	44	T06199201	18	T12525377	8
2TA201551	46	2Z0121303B	24	T06253101K	48	T12945223A	26
2TA253861	16	2Z0129642	5	T06253121D	48	T12953141	26
2TA422397	51	2Z0201551	46	T06253683A	48	T12957805	14
2TA608701A	7	2Z0409135	31	T06311521	20	T13141161	27
2TA608705A	51	2Z0511153	8	T06407172	13	T13141173	44
2TA955651	10	2Z0721261A	45	T06407373	29	T13311189	43
2TA957501A	6	2Z0721885	17	T06407393	44	T13311983	29
2TA957501B	6	2Z0900275	45	T06407545	34	T13311995A	33
2TA957821B	20	2Z0971759	45	T06411041	11	T13312017	43
2TB121059A	27	7007031C91	10	T06411167	46	T13407671	36
2TB121303 O	24	85HBE23862AB	36	T06498629	40	T13607425	47
2TB130805	50	B925741	17	T06498629 10	40	T14501275	36
2TC607312A	48	B925746	17	T06498629 20	40	T14525873	31
2TC957501	6	C64110	17	T06498629 30	40	T15129620C	21
2TD117239	48	C7TA8100155C	11	T06498629CH 0	40	T15415701C	9
2TD121005	9	I90281	17	T06498629CH 10	40	T16407172	13
2TD121005 B	9	K033409	17	T06498629CH 20	40	T16407393	44
2TD129593	31	K033411	17	T06498629CH 30	40	T16407545	34
2TD407687	33	K036633	45	T06501317B	43	T16407641	43
2TD407687 10	33	K045092	45	T06525159A	20	T16407679A	15
2TD407687 20	33	N0101193	31	T06525275	43	T16407685	43
2TD407687 30	33	N0101221	31	T06599517	36	T16407685B	43
2TD498629	39	N0101673	31	T06607319	48	T16407687	33
2TD498629 10	39	N0102187	31	T06609283	29	T16407687 10	33
2TD498629 20	39	N01024015	31	T06609701	14	T16407687 20	33
2TD498629 30	39	N0103506	31	T06609702	14	T16407687 30	34
2TD498629CH 0	39	N011004	35	T06611647	24	T16407687A	34
2TD498629CH 10	39	N0110212	35	T06611705A	48	T16407687A 10	34
2TD498629CH 20	39	N0111862	35	T07253101H	49	T16407687A 11	34
2TD498629CH 30	39	N0209057	5	T11107125	29	T16407687A 20	34
2TE117273	5	N0221461	35	T11129863	37	T16407687A 30	34
2TE117273A	5	N0221491	35	T11130125	21	T16407991	25
2TJ721619	29	N0235463	5	T11198165	21	T16411093	11
2U0130764	50	N0401064	31	T11407172	13	T16415712B	47
2U0141701B	19	N10023901	31	T11407393	44	T16498629	40



T16498629 10	40	TAU957501	6	TJG721139	32
T16498629 20	40	TAV121617	46	TJG807131	46
T16498629 30	40	TD1253683A	49	TJG807202	30
T16498629A	40	TD1711877B	14	TJG807741	18
T16498629A 10	40	TD1711877C	14	TJG899369	19
T16498629A 20	40	TE3103113Q	13	TJG899369 X	19
T16498629A 30	40	TE3103193	13	TJG899371E	48
T16498629ACH 0	41	TE3103487	51	TJG899441	13
T16498629ACH 10	41	TE3109285	47	TJG899607	18
T16498629ACH 20	41	TE3115561	21	TJG915415	36
T16498629ACH 30	41	TE3121831E	6	TJG953277	37
T16498629B	41	TE3129611A	11	TJG957501H	6
T16498629B 10	41	TE3141865	19	TJG957501K	6
T16498629B 20	41	TE3141869	13	TL7121043	26
T16498629B 30	41	TE3145745A	22	TL7129611	51
T16498629B VP	41	TE3145903A	36	TL7129863	37
T16498629BCH 0	41	TE3311189A	44	TL7130302	50
T16498629BCH 10	41	TE3311189A O	44	TMG253853	23
T16498629BCH 20	41	TE3311543	6	TMG521153	32
T16498629BCH 30	41	TE3312061	7	TMG525231	36
T16498629CH 0	41	TE3501317A	44	TMJ121303 O	24
T16498629CH 10	41	TE3607033	29	TMJ512393	13
T16498629CH 20	41	TE3607473	36	TMJ512395	44
T16498629CH 30	41	TE3837016	21	TMJ521153	32
T16513479	8	TEG129620	21	TN4253861	17
T16525187	8	TEG129620A	21	TNQ711111	26
T2D145407	47	TEG141165	27	TNR411075	49
T2D311879	43	TEG141165 F	27	TPH141857 X	23
T2D312057	25	TEG253143A	6	TQG117231	28
T2D312077	7	TEG311541A	23	TQG117231 O	28
T2D525283	22	TEG721619A	29	TRA103385	32
T72601157	48	TF3103211	7	TRA121045	7
T75411185A	15	TF3721405	17	TRA121121	51
T95525275	44	TGG145177	49	TRA127967	51
TAC109215	44	TGG253101A	49	TRA130301	50
TAC127525A	49	TH7299255	31	TRA130302	50
TAC837015	21	TH7807132	46	TRA130303	50
TAE103209	7	TJG115451B	27	TRA130304	50
TAE107119	15	TJG115451B S	28	TRA130305	50
TAE107121	15	TJG130301	49	TRA130306	50
TAE107123	15	TJG130302	49	TRA130805	51
TAE109285	47	TJG130303	50	TRA145475	6
TAE109289	25	TJG130304	50	TRA903119	35
TAE115107	51	TJG130306	50	TRG117231A	28
TAE121853	30	TJG130805	50	TRG117275	6
TAE121855	49	TJG141861	23	TRG130302	50
TAE129321	51	TJG141865	19	TRG201035	51
TAE129589	25	TJG141867	8	ZF7673975816	10
TAE129589A	25	TJG141883	34		
TAE130303	49	TJG145455	37		
TAF253227	31	TJG145457	36		
TAF253861	17	TJG199379B	49		
TAF253867	11	TJG253101A	49		
TAF253891	8	TJG253135	25		
TAF299251	8	TJG253869A	19		
TAF299263	18	TJG301235C	26		
TAL117231	28	TJG399179C	7		
TAL117269	6	TJG399181A	36		
TAP145179	49	TJG407689	16		
TAP721519	29	TJG407697C	47		
TAP957805C	14	TJG419669B	11		
TAR253853	23	TJG501473	48		
TAR411041	11	TJG521153	31		
TAR411233A	31	TJG711116	23		
TAR711523	23	TJG711141	28		
TAR721075	19	TJG711259B	28		
TAR721257 A	45	TJG711397A	47		
TAR953235 O	24	TJG711397XD	47		
TAR957805	14	TJG711397XE	47		
TAT863057232	16	TJG711981C	6		











[www.cipec.com.br](http://www.cipec.com.br)

EMPRESA CERTIFICADA  
CERTIFIED COMPANY **ISO 9001:2015**

## Conheça toda nossa Linha de Produtos

- **Agrale**
- **Ford**
- **Iveco**
- **Mercedes**
- **Scania**
- **Volvo**
- **Freios**



**GRUPOCIPEC**