



CATÁLOGO PEÇAS DE REPOSIÇÃO
Spare Parts Catalogue



www.cipec.com.br

EMPRESA CERTIFICADA
CERTIFIED COMPANY ISO 9001:2015

Empresa

Company | La Empresa

A Cipec iniciou suas atividades em 1983 na cidade de São Caetano como um pequeno distribuidor e fabricante de peças de reposição para caminhões e ônibus. Trabalhando com empenho e seriedade, a Cipec rapidamente ampliou seu leque de produtos de distribuição, alcançando logo em seguida o status de referência nacional no mercado de reposição da linha Scania.

Em 1999, devido ao ritmo crescente dos negócios, a estrutura da Cipec já não comportava a demanda, levando a empresa a transferir suas atividades para uma área de 20.000 m² em Indaiatuba, localizada estrategicamente no interior paulista. Nesse novo local, a empresa investiu fortemente na parte fabril e agregou as linhas Volvo, VW, MWM, Cummins e Iveco.

Com amplo espaço fabril e novos nichos de mercado se abrindo, em 2003 a Cipec inovou mais uma vez, implantando uma completa linha de servos de embreagem, válvulas e reparos de freios para linha pesada. Surgiu então a NTI, uma marca Cipec que em pouco tempo ficaria conhecida no mercado, oferecendo um produto competitivo e altamente confiável.

Atualmente, a Cipec conta com mais de 170 colaboradores e comercializa mais de 22.000 itens a partir de sua unidade fabril localizada em Indaiatuba, ampliando ainda mais sua capacidade de produção e expedindo mais de 30 toneladas de produtos por dia para mais de 50 países em todo o mundo.

Cipec began its activities in 1983 in the city of São Caetano as a small distributor and manufacturer of spare parts for trucks and buses. Working with dedication and seriousness, Cipec quickly expanded its range of distribution products and soon achieved national reference status in the replacement market for the Scania line.

By 1999, its structure could no longer accommodate the growing pace of business, prompting Cipec to transfer its operations to a 20,000 m² area in Indaiatuba, strategically located in the interior of São Paulo. Strong investments were made in the manufacturing sector, and the Volvo, VW, MWM, Cummins, and Iveco lines were added.

With ample manufacturing space and new market niches emerging, Cipec innovated once again in 2003, introducing a complete line of clutch servos, valves, and brake repair kits for heavy-duty applications. Thus, NTI was born, a Cipec brand that quickly became known in the market, offering competitive and highly reliable products.

Today, Cipec employs over 170 employees and sells over 22,000 items from its manufacturing facility located in Indaiatuba, further increasing its production capacity and shipping over 30 tons of products per day to more than 50 countries worldwide.

La Cipec inició sus actividades en 1983 en la ciudad de São Caetano como un pequeño distribuidor y fabricante de repuestos para camiones y autobuses. Trabajando con dedicación y seriedad, Cipec amplió rápidamente su gama de productos de distribución y pronto alcanzó el estatus de referencia nacional en el mercado de repuestos para la línea Scania.

Para 1999, su estructura ya no podía soportar el creciente ritmo de negocios, lo que llevó a Cipec a trasladar sus operaciones a una área de 20,000 m² en Indaiatuba, estratégicamente ubicada en el interior de São Paulo. Se realizaron fuertes inversiones en el sector manufacturero y se añadieron las líneas Volvo, VW, MWM, Cummins y Iveco.

Con un amplio espacio de fabricación y nuevos nichos de mercado emergentes, Cipec innovó una vez más en 2003, introduciendo una línea completa de servos de embrague, válvulas y reparaciones de frenos para aplicaciones de servicio pesado. Así nació NTI, una marca de Cipec que rápidamente se hizo conocida en el mercado, ofreciendo productos competitivos y altamente confiables.

Hoy en día, Cipec emplea a más de 170 trabajadores y vende más de 22,000 artículos desde su planta de fabricación ubicada en Indaiatuba, aumentando aún más su capacidad de producción y enviando más de 30 toneladas de productos al día a más de 50 países en todo el mundo.



VW

5

ABRACADEIRA	5
ACOPLAMENTO VISCOSO	6
ADAPTADOR	6
ALAVANCA	7
AMORTECEDOR	7
ANEIS DIVERSOS	7
ANEL TRAVA	7
APOIO	8
ARRUELA	8
ASSENTO	8
BARRA DE DIRECAO	9
BATENTE	9
BOCAL	9
BOIA COMBUSTIVEL	9
BOMBA ARLA	10
BOMBA D'AGUA	10
BOMBA DIRECAO HIDRAULICA	10
BOMBA ESGUICHO PARABRISA	10
BOMBA MANUAL	11
BORBOLETA	11
BORRACHA	11
BOTAO	12
BUCHA DE BRONZE	12
BUCHAS DIVERSAS	12
BUJAO	13
CABO	14
CALCO	15
CAPA	16
CHAPA	16
CHAVE	16
CHAVE COMUTADORA/MIOLO/CONT.	17
CHAVETA	17
CILINDRO	17
COLUNA	18
COPO	18
COXIM	19
CUPILHA	19
DOBRADICA	19
EIXO	19
EMBOLO	20
ENGRENAGEM	20
ESFERA	20
ESPACADOR	21
ESTICADOR	21
ESTRIBO	21
FECHADURA	21
FILTRO	22
FLANGE	22

FLANGE E LUVA P/ CARDA	22
FLEXIVEL	22
FREIO MOTOR	23
GARFO	23
GUARDA-PO	24
HASTE	24
HELICE	24
INTERRUPTOR	25
JOGO DE JUNTA	25
JUNTA	25
KIT	26
LANTERNA	26
MACANETA	26
MANCAL	27
MANCAL DE EMBREAGEM	27
MANGUEIRA	27
MANGUEIRA SILICONE	28
MANOPLA	29
MOLA	29
MOLDURA	30
MORINGA	30
O'RING	30
PAINEL	30
PALHETA / BRACO	31
PARACHOQUE	31
PARAFUSO	31
PEDAL	33
PINO	33
PISTA	35
PISTAO	35
POLIA	35
PONTEIRA	36
PORCA	36
PORTA-OBJETO	37
PRESILHA	37
PRISIONEIRO DE ACO	38
PROTETOR	38
RELE	38
REPARO MANGA DE EIXO	38
REPAROS DIVERSOS	43
RESERVATORIO	43
RETENTOR	43
ROLAMENTO	45
SELO	45
SENSOR	45
SERVO EMBREAGEM	46
SINCRONIZADOR	46
SUPORTE	47
TAMPA	47

VW	5
TERMINAL	48
TIRANTE	48
TRAVA	48
TUBO	49
TUBO INJETOR	50
VALVULA	50
VALVULA DIVERSAS	51
VARETA	51
VEDADOR	51
CONTATOS	53
ÍNDICE POR CÓDIGO	54

VW	5	YOKE	22
CLAMP	5	FLEXIBLE	22
VISCOUS COUPLING	6	EXHAUST BRAKES	23
ADAPTER	6	FORK	23
LEVER	7	DUST COVERS	24
SHOCK ABSORBER	7	ROD	24
RING	7	FAN	24
LOCK RING	7	SWITCH	25
BRACKET	8	GASKET SET	25
WASHER	8	GASKET	25
SEAT	8	KIT	26
STEERING BAR	9	LANTERN	26
STOPPER	9	HANDLE	26
NOZZLE	9	BEARING CAP	27
FUEL FLOAT	9	CLUTCH BEARING	27
UREA INJECTION FEED MODULE	10	HOSE	27
WATER PUMP	10	SILICON HOSE	28
POWER STEERING PUMP	10	KNOB	29
WINDSHIELD WIPER PUMP	10	SPRING	29
HAND PUMP	11	FRAME	30
THROTTLE	11	DRIVING SHAFT SLEEVE	30
RUBBER	11	O'RING	30
BUTTON	12	PANEL	30
BRONZE BUSHING	12	BLADE / ARM	31
BUSHING ALL TYPE	12	BUMPER	31
PLUG	13	SCREW	31
CABLE	14	PEDALS	33
SHIM	15	PIN	33
COVER	16	SUPPORT	35
PLATE	16	PISTON	35
SWITCH	16	PULLEY	35
SWITCH	17	PROTECTIVE	36
KEY	17	NUT	36
CYLINDER	17	OBJECT HOLDER	37
COLUMN	18	CLAMP	37
GLASSE	18	STEEL STUD	38
RUBBER MOUNTING	19	PROTECTOR	38
COTTER PIN	19	RELAYS	38
HINGE	19	KING PIN REPAIR KIT	38
AXLE	19	REPAIR KIT	43
PISTON	20	CONTAINERS	43
GEAR	20	RETAINER	43
BALL	20	ROLLER BEARING	45
SPACER	21	SEALINGS	45
BELT TENSIONER	21	SENSOR	45
RUNNING BOARD	21	CLUTCH SERVO	46
DOOR LOCK	21	SYNCHRONIZING	46
FILTER	22	BRACKET	47
FLANGE	22	COVER	47

VW	5
TERMINALS	48
PISTON RODS	48
LOCKS	48
TUBE	49
INJECTOR TUBE	50
VALVE	50
DIVERSE VALVE	51
ROD	51
SEALINGS	51
CONTACTS	53
INDEX BY CODE	54

1.01 ABRACADEIRA

CLAMP

2RD115657 SPRING CLAMP

ABRACADEIRA TIPO MOLA
017857
2RD115657
NFU801228KA



14.200 / 12.140H / 14.150 / 14.220 / 16.170 / 16.220 / 14.180 / 24.250 / 35.300 / 35.300H / 12.

2RD117273 STEEL CLAMP 73 X 79 MM

ABRACADEIRA ACO 73 X 79 MM
004875
2RD117273



7.100 / 8.100 / 8.140 / 8.140CO / 8.140CE / L.80 / 12.140T / 8.140CKD / 13.150 / 8.150 MWM

2RD129723 STEEL CLAMP 96 X 102 MM

ABRACADEIRA ACO 96 X 102 MM
004871
2RD129723
NFU801222KN



7.100 / 15.180EOD / 15.190EOD / 7.110 / 8.150 / 7.120 / 8.120 / 13.150 /

2RD253143B CLAMP 94 X 5 MM

ABRAC. ACO C/ CANALETA 94X5 MM
004853
2RD253143B
2P0253143B
TGG253143



14.150 / 12.140T / 7.100 / 8.140 / 8.100 / L.80 / 7.110 / 7.120 / 8.120 / 8.150 / 13.150 / 13.180E

2RE117273 CLAMP 77 X 83 MM

ABRAC. ACO TIPO TUCHO 77X83 MM
004973
2RE117273



8.140 / 16.180CO / 16.210CO / 7.120 / 8.120 / 8.150 / 13.150 / 17.210OD / 8.150E / 9.150E / 17.

2RE117273A STEEL CLAMP 68 X 74 MM

ABRACADEIRA ACO 68 X 74 MM
004879
2RE117273A



8.150E / 17.250E / 8.120 / 8.150 / 9.150OD / 8.140 / 8.140CO / 8.140CE / 13.150 / 7.120 / 13.170E /

2RE117273C STEEL CLAMP 83 X 92 MM

ABRACADEIRA ACO 83 X 92 MM
004975
2RE117273C



17.210OD / 26.260 / 31.260 / 17.250E / 17.260EOT / 18.320EOT / 24.250E / 8.150E / 8.150 /

2RE121255 SPRING CLAMP

ABRACADEIRA TIPO MOLA
017855
2RE121255



12.140T / 12.140H / 14.200 / 14.150 / 12.180 / 14.180 / 14.220 / 16.170 / 16.220 / 16.220 LEITO /

2RH129723B CLAMP 86 X 92 MM

ABRAC. ACO TIPO TUCHO 86X92 MM
004974
2RH129723B



13.180 / 15.180 / 17.210 MWM EURO 2 / 23.210 MWM EURO 2 / 13.170E / 15.170E / 13.180E / 15.

2S0129142 AIR FILTER CLAMP

ABRAC. INFERIOR FILTRO AR
013352
2S0129142



13.190 / 13.170 / 15.170 / 17.300 / 26.300 / 40.300 / 17.310 / 26.220 / 26.260 / 31.260 / 31.310 / 13.

2S0129142A CLAMP

ABRAC. SUPERIOR FILTRO AR
014884
2S0129142A



13.190 / 13.170 / 15.170 / 17.300 / 26.300 / 40.300 / 17.310 / 26.220 / 26.260 / 31.260 / 31.310 / 13.

2T2253143C CLAMP EXHAUST TUBE

MEIA ABRACADEIRA TUBO ESCAPE
017853
2T2253143C



26.220 / 26.260E / 31.260E /

2T2253143H EXHAUST CLAMP

ABRACADEIRA TUBO ESCAPAMENTO
015302
2T2253143H



19.370 / 25.320 / 15.180EOD / 15.190EOD / 19.320E / 25.370E / 24.250ECONSTELLATION / 17.

2T2253143J CLAMP

ABRACADEIRA TUBO FLEX. ESCAPE
017856
2T2253143J



26.220 / 26.260E / 31.260E / 26.260 CONSTELLATION / 31.260 CONSTELLATION /

2T2253143K EXHAUST CLAMP

ABRACADEIRA TUBO ESCAPE
017854
2T2253143K



24.250 / 40.300 / 18.310 / 26.260 / 26.310 / 26.220 / 31.260 / 31.310 / 17.210 / 17.220 / 17.300 / 17.

2TE117273 STEEL CLAMP 80 X 86 MM

ABRACADEIRA ACO 80 X 86 MM
004857
2TE117273



12.170BT / 14.170BT / 14.220 / 16.170 / 16.220 / 16.300 / 17.210OD / 24.250 / 35.300 / 40.300 / 15.

2TE117273A STEEL CLAMP 83 X 89 MM

ABRACADEIRA ACO 83 X 89 MM
004877
2TE117273A



13.150 / 13.170 / 13.180 / 13.190 / 15.180 / 15.170 / 17.220 / 17.300 / 17.310 / 18.310 / 24.250 / 26.

2Z0129642 STEEL CLAMP 151 X 160 MM

ABRACADEIRA ACO 151 X 160 MM
004867
2Z0129642



17.210OD / 17.240OT / 18.310OT / 17.260EOT / 18.320EOT / 24.250ECONSTELLATION / 26.

03873109 BRACKET FOR 3 INJECTION

ABRAC. 3 CANALETAS TUBO INJETOR
005299
03873109
920509770044
2R0130531



12.140H / 6.90 / 7.90S / 7.110S / 11.130 / 13.130 / 14.140 / 11.140 / 12.140 / 7.90 /

N0209057 NYLON CLAMP 200 X 5

ABRACADEIRA NYLON 200 X 5
005657
N0209057



7.100 / 8.100 / 8.140 / 8.140CO / 8.140CE / 12.140T / 12.170BT / 12.180 / 14.150 / 14.170BT /

N0235463 STEEL CLAMP 9 X 13 MM

ABRACADEIRA ACO 9 X 13 MM
004887
N0235463
796348
ZBZ201193A



8.140 / 8.140CO / 8.140CE / 8.140CKD /

NFU801225KA STEEL CLAMP 57 X 76 MM

ABRACADEIRA ACO 57 X 76 MM
004884
NFU801225KA



14.220 / 16.170 / 16.220 / 17.300 / 17.310 / 16.220 LEITO / 23.310 / 24.220 /

NFU801229KA STEEL CLAMP 38 X 51 MM

ABRACADEIRA ACO 38 X 51 MM
004883
NFU801229KA



UNIVERSAL TODOS VEICULOS /

TAL117269 CLAMP 104 MM

ABRAC. ACO C/ CANALETA 104 MM
004878
TAL117269



14.220 / 16.220 / 16.300 / 24.250 / 35.300 / 40.300 / 18.310 / 26.260 / 26.310 / 26.220 / 31.260 / 31.

1.01 ABRACADEIRA

CLAMP

TAR411053 O CLAMP FOR STABILIZER

ABRACADEIRA ESTABILIZADOR
007477
TAR411053 O



/ 12.140H / 14.150 / 14.220 / 16.170 / 16.220 / 16.220 LEITO / 24.250 / 35.300 / 35.300H / 16.300 /

TE3121831E STEEL CLAMP 13 X 19 MM

ABRACADEIRA ACO 13 X 19 MM
004888
TE3121831E



14.210 / 16.210 /

TEG253143A CLAMP 108 MM

ABRAC. ACO C/ CANALETA 108 MM
004856
TEG253143A
TJG253143A



12.180 / 14.150 / 14.180 / 16.170 / 16.180CO / 16.210CO / 17.210OD / 24.250 / 40.300 / 15.180EOD

TJG411053 CLAMP FOR STABILIZER

ABRACADEIRA ESTABILIZADOR
012317
TJG411053



/ 14.200 / 12.140H / 14.150 / 14.220 / 16.170 / 16.220 / 16.220 LEITO / 24.250 / 35.300 / 35.300H

TRA145475 CLAMP OF TURBINE

ABRACADEIRA TURBINA
006625
TRA145475
3354862
TIRC818CUM



12.170BT / 14.170BT / 16.170 / 16.200 / 17.250E / 17.210 / 24.250E / 13.170E / 15.170E / 15.190E /

TRG117275 STEEL CLAMP 77 X 86 MM

ABRACADEIRA ACO 76 X 83 MM
004873
TRG117275



24.250 / 35.300 / 35.300H /

1.02 ACOPLAMENTO VISCOSO

VISCOUS COUPLING

2T0121302 VISCOUS COUPLING

ACOPL. VISCOSO CUMMINS
013368
2T0121302



/ 17.300 / 17.310 / 18.310 / 26.300 / 26.310 / 40.300 / 31.310

TJ3121431 VISCOUS FAN COUPLING

ACOPL. VISCOSO VENTILADOR
005796
1932-114
TAP121431
TJ3121431



/ 8.150E / 7.100 / 8.100 / 8.120 / 8.150 / 9.150OD / 8.140 / 8.140CO / 8.140CE / L.80 / 12.140T / 12.

1.03 ADAPTADOR

ADAPTER

2R0201156 FUEL FILTER ADAPTER

ADAPTADOR FILTRO COMB.
017806
2R0201156



18.310 / 8.150E / 9.150E / 17.250E / 23.250E / 24.250E / 13.180E / 15.170E / 15.180E / 15.190E /

2RD957501 SPEEDOMETER ADAPTOR

ADAPTADOR VELOCIMETRO
015456
2RD957501



7.100 / 8.100 /

2TA957501A SPEEDOMETER ADAPTOR

ADAPTADOR VELOCIMETRO
015457
2TA957501A



L.80 / 16.210CO /

2TA957501B SPEEDOMETER ADAPTOR

ADAPTADOR VELOCIMETRO
015458
2TA957501B



L.80 /

2TC957501 SPEEDOMETER ADAPTOR

ADAPTADOR VELOCIMETRO
015450
2TC957501



16.300 / 40.300 /

TAU957501 SPEEDOMETER ADAPTOR

ADAPTADOR VELOCIMETRO
015453
TAU957501



24.250 /

TJG957501H SPEEDOMETER ADAPTOR

ADAPTADOR VELOCIMETRO
015454
TJG957501H



24.250 / 24.220 /

TJG957501K SPEEDOMETER ADAPTOR

ADAPTADOR VELOCIMETRO
015455
TJG957501K



24.220 / 24.250 /

1.04 ALAVANCA LEVER

TJG711981C GEAR BOX CONTROL

ALAV. ARTIC. CAIXA CAMBIO RT
005135
TJG711981C



16.300 / 24.250 / 35.300 / 40.300 / 24.220 / 26.260
/ 26.310 / 26.220 / 31.260 / 31.310 / 26.260E / 31.

1.05 AMORTECEDOR SHOCK ABSORBER

2R2899515 CABIN SHOCK ABSORBER

AMORT. CABINE CONSTELLATION S/
012392
2R2899515



26.260 CONSTELLATION / 31.260
CONSTELLATION / 31.320E CONSTELLATION /

1.06 ANEIS DIVERSOS RING

2R0145487B COMPRESSOR O-RING

O-RING COMPRESSOR AR
017803
2R0145487B



15.180EOD / 15.190EOD / 26.260E / 31.260E / 26.
260 CONSTELLATION / 31.260

TF3103211 SEALING RING

ANEL VEDACAO CAPA SECA VOLANTE
017799
TF3103211



12.170BT / 14.170BT / 14.220 / 16.170 / 16.220 /
16.300 / 24.250 / 35.300 / 40.300 / 16.220 LEITO /

TRA121045 WATER PUMP SEALING

ANEL VEDACAO B'B D'AGUA
017800
TRA121045



16.170 / 12.170BT / 14.170BT / 16.200 / 13.190 /
13.170 / 15.170 / 17.210 CUMMINS EURO 2 / 23.

1.07 ANEL TRAVA LOCK RING

2T2141231A CLUTCH BEARING LOCK

ANEL TRAVA ROL. EMBREAGEM
018071
2T2141231A



26.260 CONSTELLATION / 31.260
CONSTELLATION / 31.320E CONSTELLATION /

2TA608701A SAFETY RING

ANEL SEGURANCA VALV. MANETIM
017805
2TA608701A



7.110 / 7.120 / 7.100 / 8.120 / 8.150 / 18.310 / 13-
190 / 15-190 / 13.150 / 13.170 / 15.170 / 13.180 /

NFE661120HF LOCK RING

ANEL TRAVA 18,5 X 1,2
009392
NFE661120HF



7.100 / 8.100 / 8.140 / L.80 / 12.140T / 12.170BT /
12.180 / 14.150 / 14.170BT / 14.180 / 14.220 / 16.

T11407677 AXLE LOCK RING

ANEL TRAVA MANGA EIXO
010342
T11407677



12.140T / 12.170BT / 12.140H / 11.130 / 13.130 /
14.140 / 11.140 / 12.140 / 13.190 / 13.170 / 13.150

T2D312077 LOCK GEAR

ANEL TRAVA ENGRENAGEM 3: VEL.
007538



12.140H / 14.150 / 12.170BT / 14.170BT / 12.
140T / 12.180 / 14.180 / 7.90S / 7.110S / 7.100 /

TE3312061 LOCKING RING

ANEL TRAVA
012124
TE3312061
3315686



17.250E / 14.200 / 16.170 / 16.180CO / 16.200 /
17.210 / 16.220 / 17.220 / 16.300 / 17.300 / 17.

1.08 APOIO BRACKET

2318372091 OUTER DOOR HANDLE

BASE PEQ. MACANETA EXT. PORTA
012458
2318372091



14.200 / 12.140H / 14.150 / 14.220 / 16.170 / 16.220 / 16.220 LEITO / 24.220 / 24.250 / 35.300 /

1.09 ARRUELA WASHER

2P0711579B PLASTIC WASHER

ARRUELA PLASTICA
018269
2P0711579B



17.210OD / 15.180EOD / 15.190EOD / 5.140 MWM DELIVERY / 8.150 MWM DELIVERY /

2RD407661 STEERING KNUCKLE NUT

ARRUELA TRAVA PORCA MANGA EIXO
005377
2RD407661
02989561



7.100 / 8.100 / 8.140 / 8.140CO / 8.140CE / L.80 / 8.140CKD / 6.90 / 7.90S / 7.110S / 7.110 / 7.90 /

2RD407661B AXLE ADJUSTER WASHER

ARRUELA AJUSTE MANGA EIXO 29,5 X 50,0 X
011244
2RD407661B



7.100 / 8.100 / 8.140 / 8.140CO / 8.140CE / 8.140CKD / 6.90 / 7.90S / 7.110S / 7.90 / 8.150 / 7.

2RD407661C AXLE ADJUSTER WASHER

ARRUELA AJUSTE MANGA EIXO 29,5 X 50,0 X
011245
2RD407661C



5.140 EOD / 6.90 / 7.100 / 7.110S / 7.120 / 7.90 / 7.90S / 8.100 / 8.120 / 8.120OD / 8.140 / 8.140CE

2RD607054A SLACK ADJUSTER

ARRUELA INTERM. CATRACA FREIO
018119
2RD607054A



7.100 / 8.140 / 8.100 / L.80 / 7.110 / 7.120 / 8.120 / 8.150 / 8.150E / 9.150E / 8.150 EOD / 9.150EOD /

T12525377 COPPER WASHER 0,9 X 40

ARRUELA COBRE 0,9X 40 X 45 (1540A45A)
023409
T12525377



14.200 / 12.140H / 14.150 / 14.150 CHILE / 14.220 / 16.170 / 16.220 / 16.220 LEITO / 12.170BT / 14.

T16513479 SHOCK ABSORBER

ARRUELA AMORTECEDOR CONSTELLATION
016566
T16513479



14.200 / 12.140H / 14.150 / 14.220 / 16.170 / 16.220 / 16.300 / 12.170BT / 14.170BT / 16.200 / 12.

T16525187 SATELITE SUPPORT

ARRUELA ENC. SATEL. 14 A 16 TON. 2
005335
T16525187
009128



14.220 / 16.170 / 16.180CO / 16.210CO / 16.220 / 17.210OD / 15.180EOD / 15.190EOD / 16.220

TAF253891 PRESSURE WASHER

ARRUELA PRESSAO FREIO MOTOR (M8) DIN
017706
TAF253891



7.100 / 8.100 / 8.140 / 8.140CO / 8.140CE / L.80 / 12.180 / 14.150 / 14.180 / 14.220 / 16.170 / 16.

TAF299251 WASHER

ARRUELA PISTAO FREIO MOTOR
017711
TAF299251



7.100 / 8.100 / 8.140 / 8.140CO / 8.140CE / L.80 / 14.220 / 16.170 / 16.180CO / 16.210CO / 16.220 /

TE3130317 DOUBLE TUBE SEALING

ARRUELA VED. DUPLA TUBO BICO CUMMINS
005301
TE3130317



12.170BT / 13.170 / 13.190 / 14.170BT / 14.220 / 15.170 / 16.170 / 16.200 / 16.220 / 17.220 / 16.300

TJG141867 AXLE LOCK WASHER 9/16

ARRUELA TRAVA DO EIXO 9/16
005068
TJG141867
3001709
2RD141867



17.250E / 12.170BT / 12.180 / 13.170 / 13.180 / 13.190 / 14.150 / 15.180 / 14.170BT / 14.180 / 14.

1.10 ASSENTO SEAT

2Z0511153 SPRING SEAT

ASSENTO SUP. MOLA
014484
2Z0511153



17.240OT / 18.310OT / 17.260EOT / 18.320EOT /

1.11 BARRA DE DIRECAO

STEERING BAR

T15415701C LEFT TIE ROD

BARRA DIRECAO ESQUERDA
003830
T15415701C



16.210 / 16.210H /

1.12 BATENTE

STOPPER

2R2899177 CABIN SUSPENSION

BATENTE SUSPENSAO CABINA
018019
2R2899177



17.250E CONSTELLATION / 24.
250ECONSTELLATION / 13.180E

8961300504 PEDAL VALVE CUSHION

BATENTE BORRACHA VALVULA PEDAL
014398



7.100 / 8.100 / 8.140 / 8.140CO / 8.140CE / L.80 /
12.140T / 12.170BT / 12.180 / 14.150 / 14.170BT

1.13 BOCAL

NOZZLE

2T0129657 AIRCOM EXHAUST

BOCAL SAIDA AR
018234
2T0129657



17.250E / 13.170 / 13.180 / 13.190 / 15.180 / 15.
170 / 17.220 / 17.300 / 18.310 / 24.250 / 26.260 /

1.14 BOIA COMBUSTIVEL

FUEL FLOAT

2V5201495 FUEL LEVEL SENSOR

BOIA SENSOR TANQUE COMB. MAN TGX/VW
027394
2V5201495



1.15 BOMBA ARLA UREA INJECTION FEED

2P0131113B
BOMBA DOSADORA ARLA 12V DAF
028458
2P0131113B
2T2131113A



2T2131113B ADBLUE DOSING PUMP
BOMBA DOSADORA ARLA VW
028080
2T2131113B



1.16 BOMBA D'AGUA WATER PUMP

2P0121004 WATER PUMP CUMMINS
B'B D'AGUA MWM SPRINT 4 CIL-MOD. 5-140-
013685
2P0121004
940807310015
UB0574



8.150 MWM DELIVERY / 8.150 EOD / 5.140 /
MOTOR MWM 4.08TCE 4C /

2RB121005 WATER PUMP MWM 4/6 CYL.
B'B D'AGUA MWM 3/4/6 CIL D229 ASP.
004904
2RB121005
922987310026
922987310016
922507310015
75202649
03618992



12.140H / 6.90 / 7.90S / 11.130 / 13.130 / 11.140 /
12.140 / 7.90 / 6.90S /

2RK121005 WATER PUMP ENGINE 8.3L
B'B D'AGUA CUMMINS 8.3L SERIE C
004907
2RK121005
UB0732
TF3121005
TE3121005
3285323
2S0121005



14.220 / 16.170 / 16.220 / 16.300 / 24.250 / 35.300
/ 40.300 / 16.220 LEITO / 18.310 / 26.260 / 26.310

2S0121004B WATER PUMP CUMMINS
B'B D'AGUA MOTOR CUMMINS ELETRONICO
012937
2S0121004B
4891252
2R0121004



17.250E / 23.250E / 17.260EOT / 8.150E / 13.
170E / 15.170E / 15.190E / 13.180 / 9.150EOD /

940707310035 WALTER PUMP MWM
B'B D'AGUA MWM 4.0 TCA 4 CIL
007804
940707310035
0105002
73102



940707310055 WATER PUMP CUMMINS
B'B D'AGUA MWM SPRINT 4 CIL-MOD.
019384
940707310055



1.17 BOMBA DIRECAO HIDRAULICA POWER STEERING PUMP

2R0145157 POWER STEERING PUMP
B'B DIRECAO HIDRAULICA
014905
2R0145157



7.100 / 8.140 / 8.140CO / 8.140CE / 7.110 / 8.150 /
7.120 / 8.120 / 9.150OD / 8.120OD / 8.150 OD / 8.

ZF7673975816 POWER STEERING PUMP
B'B DIRECAO HIDRAULICA
023256



7.100 / 8.140 / 8.140CO / 8.140CE / 7.110 / 8.150 /
7.120 / 8.120 / 9.150OD / 8.120OD / 8.150 OD / 8.

1.18 BOMBA ESGUICHO WINDSHIELD WIPER PUMP

2TA955651 WINDSHIELD WASHER
BOMBA ESGUICHO PARABRISA
005680
2TA955651



L.80 / 18.310 / 26.260E / 31.260E / 17.250E / 23.
250E / 24.250E / 8.150E / 13.170E / 15.170E / 15.

2V5955993 WINDSHIELD WASHER
ESGUICHO AGUA PARABRISA VW
027594
2V5955993



1.19 BOMBA MANUAL

HAND PUMP

04099908 HAND PUMP MWM

BOMBA MANUAL MWM

006222
04099908
2447222099
2S0261437



12.180 / 14.150 / 14.180 / 16.180CO / 16.210CO / 17.210OD / 12.140H / 6.90 / 7.90S / 7.110S / 11.

906905810101 MANUAL PUMP 111/2/3

BOMBA MANUAL 111/2/3

023622



12.180 / 14.150 / 14.180 / 16.180CO / 16.210CO / 17.210OD / 12.140H / 6.90 / 7.90S / 7.110S / 11.

1.20 BORBOLETA

THROTTLE

2RE253867 THROTTLE

BORBOLETA FREIO MOTOR

017720
2RE253867



7.100 / 8.100 / 8.140 / 8.140CO / L.80 / 12.140T / 15.180EOD / 15.190EOD / 7.110 / 8.150E / 8.150 /

2S2253867A THROTTLE

BORBOLETA FREIO MOTOR

017732
2S2253867A



13.180E CONSTELLATION / 15.180E CONSTELLATION /

2S2253867B THROTTLE

BORBOLETA FREIO MOTOR

017735
2S2253867B



26.260 / 26.220 / 31.260 / 26.260 CONSTELLATION / 31.260 CONSTELLATION /

2T0253691 THROTTLE

BORBOLETA FREIO MOTOR

017709
2T0253691



14.220 / 16.220 / 16.300 / 24.250 / 35.300 / 40.300 / 15.180EOD / 15.190EOD / 24.220 / 18.310 / 26.

TAF253867 THROTTLE

BORBOLETA FREIO MOTOR

017716
TAF253867



12.140T / 12.170BT / 12.180 / 14.150 / 14.170BT / 14.180 / 16.170 / 16.180CO / 16.210CO / 17.

1.21 BORRACHA

RUBBER

2R2899542 SHOCK ABSORBER

BUCHA BORRACHA AMORT. CABINA

014486
2R2899542



/ 17.250E CONSTELLATION / 24.250ECONSTELLATION / 13.180E

C7TA8100155C BUSHING

BUCHA TRAS. INFERIOR CABINA

007349
C7TA8100155C



T06411041 STABILIZER BAR BUSHING

BUCHA BARRA ESTABIL. DIANT.

007747
T06411041
2RE411041



6.80 / 6.90 / 7.90S / 7.110S / 7.100 / 8.100 / 8.120 / 8.150 / 8.150OD / 8.140 / 8.140CO / 8.140CE / L.

T11413435A O REAR SHOCK ABSORBER

BUCHA AMORTECEDOR TRASEIRO

004520
T11413435A O



7.90S / 7.110S / 11.130 / 13.130 / 14.140 / 11.140 / 12.140 / 6.90S / 7.90 /

T16411093 FRONT TURNING BAR

MANCAL BARRA ESTAB. DIANT.

004524
T16411093



12.140 / 14.150 / 14.200 / 14.220 / 16.170 / 16.220 / 24.250 / 35.300 / 12.140H /

TAR411041 RUBBER BUSHING

MANCAL BARRA ESTAB. DIANT.

007743
TAR411041
2Z0411324



/ 12.180 / 14.150 / 14.220 / 16.220 / 24.250 / 35.300 / 40.300

TE3129611A DRY AIR CLEANER VALVE

VALV. BORRACHA DESCARGA POEIRA

005859
TE3129611A




/ 8.150E / 7.100 / 8.100 / 8.120 / 8.150 / 9.150OD / 8.140 / L.80 / 12.140 / 12.140T / 12.170BT / 12.

1.22 BOTAO BUTTON

TJG419669B HORN BUTTON

BOTAO BUZINA
011217
TJG419669B



16.180CO / 16.210CO /

1.23 BUCHA DE BRONZE BRONZE BUSHING

2R0407171C040 STEERING KNUCKLE PIN

BUCHA PINO MANGA EIXO 0,40MM

016937
2R0407171C04
0
500056490 D



8.150E / 8.150 / 9.150E / 7.120 / 8.120 / 5.140
MWM DELIVERY / 8.150 MWM DELIVERY / 9.

1.24 BUCHAS DIVERSAS BUSHING ALL TYPE

2P0407172 BUSHING

BUCHA CHIME MANGA EIXO

018955
2P0407172



5.140 MWM DELIVERY / 8.150 MWM DELIVERY /
8.150 EOD / 5.140 EOD /

2P0711164 MOUNT BUSHING

BUCHA MANCAL TRAMBULADOR

017262
2P0711164



15.180EOD / 15.190EOD / 17.210 EOD / 5.140
MWM DELIVERY / 8.150 MWM DELIVERY /

2R0407171B010 STEERING KNUCKLE PIN

BUCHA PINO MANGA EIXO 0,10MM

016930
2R0407171B010



7.100 / 8.100 / 8.140 / 8.140CO / 8.140CE / 8.
140CKD / 8.150E / 8.150 / 9.150E / 7.120 / 8.120 /

2R0407171B020 STEERING KNUCKLE PIN

BUCHA PINO MANGA EIXO 0,20MM

016931
2R0407171B020



7.100 / 8.100 / 8.140 / 8.140CO / 8.140CE / 8.
140CKD / 8.150E / 8.150 / 9.150E / 7.120 / 8.120 /

2R0407171B030 STEERING KNUCKLE PIN

BUCHA PINO MANGA EIXO 0,30MM

016932
2R0407171B030



7.100 / 8.100 / 8.140 / 8.140CO / 8.140CE / 8.
140CKD / 8.150E / 8.150 / 9.150E / 7.120 / 8.120 /

2R0407171B O BUSHING

BUCHA PINO MANGA EIXO STD

007802
2R0407171B O
2R0407397 O



7.100 / 8.100 / 8.140 / 8.140CO / 8.140CE / 8.
140CKD / 8.150E / 8.150 / 9.150E / 7.120 / 8.120 /

2R0407172 BUSHING KING PIN

BUCHA CHIME MANGA EIXO

019834
2R0407172



7.100 / 8.100 / 8.140 / 8.140CO / 8.140CE / 8.
140CKD / 8.150E / 8.150 / 9.150E / 7.120 / 8.120 /

2R0805244A BUSHING

BUCHA ARTICULACAO DIANT. CABINA

013268
2R0805244A



7.100 / 8.120 / 8.150 / 13.150 / 13.170 / 13.180 /
15.180 / 15.170 / 17.210 / 17.220 / 17.300 / 18.310

2R4405421 KING PIN BUSHING AGRATE

BUCHA PINO MANGA EIXO AGRALE =STD=

024558
2R4405421



2R4405421 10 KING PIN BUSHING AGRALE

BUCHA PINO MANGA EIXO AGRALE 0,10MM

024557
2R4405421 10



2R4405421 20 KING PIN BUSHING AGRALE

BUCHA PINO MANGA EIXO AGRALE 0,20MM

024555
2R4405421 20



2R4405421 30 KING PIN BUSHING AGRALE

BUCHA PINO MANGA EIXO AGRALE 0,30MM

024556
2R4405421 30




1.24 BUCHAS DIVERSAS BUSHING ALL TYPE

2RD807899 BUSHING
BUCHA SUPORTE PLACA
012457
2RD807899



TODOS VEICULOS APARTIR 1994 /

2RP301461 FORK BUSHING
BUCHA GARFO SELETOR TRAMBULADOR
005286
2RP301461



8.150E / 17.250E / 7.100 / 8.100 / 8.120 / 8.150 / 8.140 / 8.140CO / 8.140CE / L.80 / 12.140T / 12.

2T2141197 BUSHING
BUCHA COROA GARFO EMBREAGEM
017868
2T2141197



13.180E CONSTELLATION / 15.180E CONSTELLATION / 17.250E CONSTELLATION /

2T2141197A CLUTCH FORK BUSHING
BUCHA GARFO EMBREAGEM
017869
2T2141197A



15.180EOD / 15.190EOD / 13.180E CONSTELLATION / 15.180E CONSTELLATION /

3312252 FORK BUSHING
BUCHA GARFO SELETOR TRAMBULADOR
023245



12.140H / 14.150 / 12.170BT / 14.170BT / 12.140T / 12.180 / 14.180 / 14.200 / 16.170 / 14.220 /

NFU800900 BOX PIN SPACER BUSHING
BUCHA ESPAC. PINO CABINA
006334
NFU800900



TODOS A PARTIR 1991 /

T06407172 BUSHING KING PIN VW
BUCHA CHIME MANGA EIXO
019830
T06407172



6.80 / 6.90 / 7.90S / 7.110S / 7.90 /

T11407172 BUSHING KING PIN VW
BUCHA CHIME MANGA EIXO
019832
T11407172



12.140T / 12.170BT / 12.140H / 11.130 / 13.130 / 14.140 / 11.140 /

T16407172 BUSHING KING PIN VW
BUCHA CHIME MANGA EIXO
019836
T16407172



14.150 / 14.170BT / 14.220 / 16.170 / 16.220 / 16.300 / 24.250 / 35.300 / 40.300 / 16.220 LEITO /

TE3141869 CLUTCH FORK SHAFT
BUCHA EIXO DO GARFO EMBREAGEM
005067
TE3141869
TJG141869



12.170BT / 12.180 / 14.150 / 14.170BT / 14.180 / 14.220 / 16.170 / 16.180CO / 16.210CO / 16.220 /

TJG711549 GEAR LEVER BUSHING
BUCHA ALAVANCA CAMBIO
006347
TJG711549
T11711549



/ 7.90S / 7.110S / 7.100 / 8.100 / 8.140 / 8.140CO / 8.140CE / L.80 / 11.140 / 12.140T / 12.170BT /

TJG899441 ENGINE BUSHING
BUCHA PARTIDA
006707
TJG899441



7.100 / 8.100 / 8.140 / L.80 / 12.140T / 12.170BT / 12.180 / 14.150 / 14.170BT / 14.180 / 14.220 / 16.


TMJ512393 BUSHING
BUCHA TIRANTE
004848
TMJ512393



24.250 / 24.220 /

1.25 BUJAO PLUG

TE3103113Q PLUG
PARAF. ALLEN S/ CAB. M8X1,0X8 DIN 913
014682
TE3103113Q
217631



12.170BT / 14.170BT / 14.220 / 16.170 / 16.220 / 16.300 / 24.250 / 35.300 / 40.300 / 16.220 LEITO /

1.26 CABO CABLE

2RD957805B SPEEDOMETER CABLE -

CABO VELOCIMETRO - 2680MM
005385
2RD957805B



7.100 / 8.140 / 8.100 / 8.140CE / 8.140CO / 8.140CKD /

2RG957805G CABLE

CABO TACOG. P/ EIXO 4.6MM =2595MM=
014079
2RG957805G



12.140T /

2RL721555B THROTTLE CABLE 1345 MM

CABO ACELERADOR 1345MM
005395
2RL721555B



16.170BT /

2RP957805 SPEEDOMETER CABLE -

CABO VELOCIMETRO - 3232MM
004188
2RP957805



16.210CO /

2S0721555H THROTTLE CABLE 1340 MM

CABO ACELERADOR 1340MM
003776
2S0721555H
2TD721555



16.170 / 12.170BT / 14.170BT / 16.200 /

2S0721556A THROTTLE CABLE

CABO ACEL. PEDAL A CX. S/ ACEL. MAN. -
005411
2S0721556A



13.180 / 15.180 / 17.210 MWM EURO 2 / 23.210 MWM EURO 2 /

2U0721555B THROTTLE CABLE 1734 MM

CABO ACELERADOR 1734MM
005390
2U0721555B
TRG721555



35.300 / 24.250 CHILE / 35.300 CHILE / 35.300 LEITO /

2VG721555 THROTTLE CABLE - 1147

CABO ACELERADOR S/ MANUAL - 1147MM
004010
2VG721555



13.170 / 15.170 / 13-190 / 15-190 /

2VG721555A THROTTLE CABLE 1525 MM

CABO ACELERADOR 1525MM
004011
2VG721555A



17.210 CUMMINS EURO 2 / 23.210 CUMMINS EURO 2 /

T00711335A CONTROL STOP CABLE -

CABO PARADA MOTOR =2550MM=
003782
T00711335A
VC-855
31055



11.130 / 13.130 / 14.140 / 11.140 / 12.140 /

T00711335B CABLE

CABO ESTRANGULADOR C/ BOTAO =2420MM=
014077
T00711335B
11155B



6.80 /

T00957805B SPEEDOMETER CABLE -

CABO VELOCIMETRO - 3500MM
003780
T00957805B



11.130 / 13.130 / 11.140 / 12.140 / 14.140 /

T00957805C CABLE

CABO TACOG. P/ EIXO 3.6MM =4900MM=
014081
T00957805C
11903



22.160 /

T06609702 HAND BRAKE CABLE -

CABO FREIO MAO L.D. =1195MM=
004019
T06609702
2R0609702



6.90 / 7.90 / 7.110S / 7.90S /

T11957805 CABLE

CABO TACOG. P/ EIXO 3.6MM =3500MM=
014080
T11957805
11511



7.90S / 7.110S CURVAO / 7.90S CURVAO /

T12957805 SPEEDOMETER CABLE -

CABO VELOCIMETRO - 3500MM
004192
T12957805



6.90 / 7.90S / 7.110S /

TAP957805C SPEEDOMETER CABLE -

CABO VELOCIMETRO - 3340MM
004183
TAP957805C



7.100 / 8.140 / 8.140CO / 8.140CE /

TAR957805 SPEEDOMETER CABLE -

CABO VELOCIMETRO - 3240MM
004184
TAR957805



16.180CO /

TD1711877B OUTLET IN MONTION CABLE

CABO ACION. TOMADA FORCA - 3320MM
005398
TD1711877B
2R0711877



6.90 / 7.90S / 7.110S / 11.130 / 13.130 / 14.140 / 11.140 / 12.140 /

1.27 CALCO

SHIM

2R0103548F WHEEL CHOCK

CALCO CAMISA 0,25 MM MWM X 10
012991
2R0103548F
9610083400404



7.100 / 8.100 / 8.140 / 8.140CO / 8.140CE / L.80 / 12.140T / 12.180 / 14.150 / 14.180 / 16.180CO /

2R0103548G WHEEL CHOCK

CALCO CAMISA 0,40 MM MWM X 10
012990
2R0103548G
9610083400414



7.100 / 8.100 / 8.140 / 8.140CO / 8.140CE / L.80 / 12.140T / 12.180 / 14.150 / 14.180 / 16.180CO /

2R0103548H WHEEL CHOCK

CALCO CAMISA 0,30 MM MWM X 10
013052
2R0103548H



7.100 / 8.100 / 8.140 / 8.140CO / 8.140CE / L.80 / 12.140T / 12.180 / 14.150 / 14.180 / 16.180CO /

2R0103548I WHEEL CHOCK

CALCO CAMISA 0,50 MM MWM X 10
013154
2R0103548I



7.100 / 8.100 / 8.140 / 8.140CO / 8.140CE / L.80 / 12.140T / 12.180 / 14.150 / 14.180 / 16.180CO /

2R0407071 WHEEL CHOCK

CALCO PINO MANGA EIXO 57X33,4X0,3
010336
2R0407071
500053593



8.150E / 8.150 / 9.150E / 7.120 / 8.120 / 5.140
MWM DELIVERY / 8.150 MWM DELIVERY / 9.

2R0407071A KING PIN WASHER 57X33,

CALCO AJUSTE MANGA EIXO 57X33,4X0,5
019550
2R0407071A



8.150E / 8.150 / 9.150E / 7.120 / 8.120 / 5.140
MWM DELIVERY / 8.150 MWM DELIVERY / 9.

2R0407071B KING PIN WASHER 57X33,

CALCO AJUSTE MANGA EIXO 57X33,4X1
019551
2R0407071B



8.150E / 8.150 / 9.150E / 7.120 / 8.120 / 5.140
MWM DELIVERY / 8.150 MWM DELIVERY / 9.

2RD407661D KING PIN WASHER 50,

CALCO AJUSTE MANGA EIXO 50,00X29,50X0,
019547
2RD407661D



7.100 / 8.100 / 8.140 / L.80 / 6.90 / 7.90S / 7.110S
/ 6.80 /

2RK107119 CYLINDER LINER RUBBER

CALCO CAMISA 0,10 MM CUMMINS
005279
2RK107119
T7110-010



14.220 / 16.170 / 16.220 / 16.300 / 24.250 / 35.300
/ 40.300 / 16.220 LEITO / 18.310 / 26.260 / 26.310

2RK107121 CYLINDER LINER RUBBER

CALCO CAMISA 0,15 MM CUMMINS
005280
2RK107121
T7115-015



14.220 / 16.170 / 16.220 / 16.300 / 24.250 / 35.300
/ 40.300 / 16.220 LEITO / 18.310 / 26.260 / 26.310

2RK107123 CYLINDER LINER RUBBER

CALCO CAMISA 0,20 MM CUMMINS
005281
2RK107123
T7120-020



14.220 / 16.170 / 16.220 / 16.300 / 24.250 / 35.300
/ 40.300 / 16.220 LEITO / 18.310 / 26.260 / 26.310

2RK107124 WHEEL CHOCK

CALCO CAMISA 0,25 MM CUMMINS
013047
2RK107124



14.220 / 16.170 / 16.220 / 16.300 / 24.250 / 35.300
/ 40.300 / 16.220 LEITO / 18.310 / 26.260 / 26.310

2RK107125 WHEEL CHOCK

CALCO CAMISA 0,50 MM CUMMINS
013048
2RK107125



14.220 / 16.170 / 16.220 / 16.300 / 24.250 / 35.300
/ 40.300 / 16.220 LEITO / 18.310 / 26.260 / 26.310

2RK107126 SHIM 0,30MM CUMMINS

CALCO CAMISA 0,30 MM CUMMINS
024210
2RK107126



14.220 / 16.170 / 16.220 / 16.300 / 24.250 / 35.300
/ 40.300 / 16.220 LEITO / 18.310 / 26.260 / 26.310

2U2103548A WHEEL CHOCK

CALCO CAMISA 0,10 MM MWM EURO 3
014003
2U2103548A



19.320E CONSTELLATION / 19.370
CONSTELLATION / 25.370E CONSTELLATION /

2U2103548B WHEEL CHOCK

CALCO CAMISA 0,25 MM MWM EURO 3
014004
2U2103548B
2U2103548E



/ 19.320E CONSTELLATION / 19.370
CONSTELLATION / 25.370E CONSTELLATION /

2U2103548C WHEEL CHOCK

CALCO CAMISA 0,50 MM MWM EURO 3
014006
2U2103548C
2U2103548G



19.320E CONSTELLATION / 19.370
CONSTELLATION / 25.370E CONSTELLATION /

2U2103548Y WHEEL CHOCK

CALCO CAMISA 0,30 MM MWM EURO 3
014005
2U2103548Y



19.320E CONSTELLATION / 19.370
CONSTELLATION / 25.370E CONSTELLATION /

T06107119 WHEEL CHOCK

CALCO CAMISA 0,10 MM MWM 229
013960
T06107119
922903400214



12.140H / 6.90 / 7.90S / 11.130 / 13.130 / 14.140 /
11.140 / 12.140 / 7.90 /

T06107121 WHEEL CHOCK

CALCO CAMISA 0,15 MM MWM 229
013961
T06107121
922903400234



12.140H / 6.90 / 7.90S / 11.130 / 13.130 / 14.140 /
11.140 / 12.140 / 7.90 /

T06107123 WHEEL CHOCK

CALCO CAMISA 0,20 MM MWM 229
013962
T06107123
922903400244



12.140H / 6.90 / 7.90S / 11.130 / 13.130 / 14.140 /
11.140 / 12.140 / 7.90 /

T16407679A WHEEL CHOCK

CALCO PINO MANGA EIXO 63,5X45,9X0,3
010349
T16407679A



12.180 / 14.150 / 14.170BT / 14.180 / 14.220 / 16.
170 / 16.180CO / 16.210CO / 16.220 / 16.300 / 24.

T75411185A SHIM

CALCO APOIO GRAMPO MOLA
014621
T75411185A



TAE107119 SPACER LINER RUBBER 0,

CALCO CAMISA 0,10 MM MWM X 10
005283
TAE107119
961083400384
961083400154
2R0103548D



7.100 / 8.100 / 8.140 / 8.140CO / 8.140CE / L.80 /
12.140T / 12.180 / 14.150 / 14.180 / 16.180CO /

1.27 CALCO

SHIM

TAE107121 SPACER LINER RUBBER 0,

CALCO CAMISA 0,15 MM MWM X 10

005284
TAE107121
961083400164
2R0103548E



7.100 / 8.100 / 8.140 / 8.140CO / 8.140CE / L.80 /
12.140T / 12.180 / 14.150 / 14.180 / 16.180CO /

TAE107123 SPACER LINER RUBBER 0,

CALCO CAMISA 0,20 MM MWM X 10

005285
TAE107123
T7123-020
961083400174



7.100 / 8.100 / 8.140 / 8.140CO / 8.140CE / L.80 /
12.140T / 12.180 / 14.150 / 14.180 / 16.180CO /

1.28 CAPA

COVER

TAT863057232 COVER UNDER

COBERTURA INF. PAINEL INSTR. L.E. (GINZA)

012589
TAT863057232



8.140CO / 8.140CE / 12.140 / 12.170BT / 12.180 /
14.150 / 14.170BT / 14.180 / 14.220 / 16.170 / 16.

1.29 CHAPA

PLATE

2S2253691 ENGINE BRAKE PLATE

CHAPA ENCOSTO FREIO MOTOR

017727
2S2253691



26.220 / 26.260 CONSTELLATION / 31.260
CONSTELLATION / 31.320E CONSTELLATION /

1.30 CHAVE

SWITCH

2T2419548B AXLE SPINDLE KEY

CHAVETA MANGA EIXO VW 120MM

027964
2T2419548B



1.31 CHAVE COMUTADORA/MIOLO/ SWITCH

2R2800375 IGNITION LOCK CYLINDER

CILINDRO IGNICAO CONSTELLATION

014344
2R2800375



17.250E CONSTELLATION / 24.
250ECONSTELLATION / 13.180E

1.32 CHAVETA KEY

2R0419548 RETAINING PIN

CHAVETA PINO MANGA EIXO

010337
2R0419548
2P0419548



8.150E / 8.150 / 9.150E / 7.120 / 8.120 / 5.140
MWM DELIVERY / 8.150 MWM DELIVERY / 9.

2RD407689 KEY, KING

CHAVETA TRAVA PINO MANGA EIXO

007448
2RD407689
02989555



7.100 / 8.100 / 8.140CO / 8.140CE / L.80 / 8.
140CKD / 6.90 / 7.90S / 7.110S / 7.90 / 8.150E / 8.

T11407693 PIN UPPER

CHAVETA PINO MANGA EIXO

007854
T11407693
2S0419548
T16407693



12.180 / 14.150 / 14.170BT / 14.180 / 14.220 / 16.
170 / 16.180CO / 16.210CO / 16.220 / 16.300 / 17.

TJG407689 PIN LOWER

CHAVETA PINO MANGA EIXO

007852
TJG407689
2S0419548A
T11407689



12.180 / 14.150 / 14.170BT / 14.180 / 14.220 / 16.
170 / 16.180CO / 16.210CO / 16.220 / 16.300 / 35.

1.33 CILINDRO CYLINDER

2B510014 COMPRESSOR LINER LK15

CIL. COMPR. LK15 (VW) (MF0641)

011538



8.150E / 5.140 MWM DELIVERY / 8.150 MWM
DELIVERY / 9.160E

2P0721405 CLUTCH CYLINDER VW

CIL. ACION.EMBR.VW

025296
2P0721405



17.210E OD / 15.180E OD / 15.190E OD /

2RP253861 ENGINE BRAKE CYLINDER

CIL. ACION. FREIO MOTOR SIST. WABCO

005095
2RP253861
2TK253861



12.140T / 12.180 / 14.150 / 14.180 / 14.220 / 16.
170 / 16.180CO / 16.220 / 16.300 / 17.210OD / 24.

2S2298109 ENGINE BRAKE CYLINDER

CIL. ACION. FREIO MOTOR

017728
2S2298109



26.220 / 26.260 CONSTELLATION / 31.260
CONSTELLATION / 31.320E CONSTELLATION /

2S2721261 CLUTCH CYLINDER 36MM

CIL. ACION. EMBR. DIAM. 36MM CONSTEL.=

022255
2S2721261
2S2721261B



13.180E CONSTELLATION / 15.180E
CONSTELLATION / 17.250E CONSTELLATION /

2T2721261F CLUTCH CYLINDER 36MM

CIL. EMBR. DIAM. 36MM CONSTELLATION

018861
2T2721261F
2T2721261C
2T2721261



26.260 CONSTELLATION / 31.260
CONSTELLATION / 31.320E CONSTELLATION /

2TA253861 ENGINE BRAKE CYLINDER

CILINDRO F. MOTOR SIST. WABCO

005097
2TA253861



7.100 / 8.100 / 8.140 / 8.140CO / 8.140CE / L.80 /
8.140CKD / 7.110 / 17.240OT / 18.310OT / 17.

2VB721405 CLUTCH MASTER

CIL. MESTRE EMBREAGEM

013494
2VB721405



7.100 / 8.140CO / 8.140CE / 24.250 / 40.300 / 24.
220 / 7.110 / 17.210 / 17.220 / 17.300 / 26.300 /

2Z0721885 CLUTCH CYLINDER MBB (NO

CARCACA CIL.LONGO SERVO EMBR.MBB.S/

022953
2Z0721885



15.190E OD MWM EURO 3 / 17.210E OD MWM
EURO 3 / 17.260EOT / 18.320EOT / 15.180E OD

4214110960 ENGINE BRAKE CYLINDER

CILINDRO F. MOTOR SIST. WABCO

022634



14.150 / 14.220 / 16.170 / 16.220 / 24.250 / 35.300
/ 12.140H / 16.220 LEITO / 24.220 / 35.300 LEITO

4214450020 ENGINE BRAKE CYLINDER

CILINDRO F. MOTOR SIST. WABCO

022662



7.100 / 8.100 / 8.140 / 8.140CO / 8.140CE / L.80 /
8.140CKD / 7.110 / 17.240OT / 18.310OT / 17.

81326906014 GEARBOX CHANGING

CILINDRO COMANDO

027314



19.320E CONSTELLATION / 25.320
CONSTELLATION / 19.370 CONSTELLATION /

1.33 CILINDRO

CYLINDER

9709030104 CLUTCH SERVO HOUSING

CIL. LONGO SERVO EMBR. S/INDIC.
006457



17.250E / 16.180CO / 17.210 / 16.210CO / 17.220 / 17.300 / 17.210OD / 17.310 / 18.310 / 24.250 /

B925741 COMPRESSOR CYLINDER

CIL. COMPR. LK38 (REGULADOR 88MM)
011534



7.100 / 8.100 / 8.140 / 12.140T / 11.130 / 11.140 / 12.140 / 11.160 / 14.170

B925746 COMPRESSOR CYLINDER

CIL. COMPR. LK38 VW (GOVERNADOR)
011536



7.100 / 8.100 / 8.140 / 12.140T / 14.150 / 11.130 / 11.140 / 12.140 / 14.200

C64110 COMPRESSOR CYLINDER

CIL. COMPR. LK39 (REGULADOR 88MM)
011535



7.100 / 16.210CO / 17.210OD / 15.180EOD / 15.190EOD / 26.260E / 31.260E / 17.210E OD / 7.110

I90281 ENGINE BRAKE CYLINDER

CIL. ACION.FREIO MOTOR
022636



7.100 / 8.100 / 8.140 / 8.140CO / 8.140CE / L.80 / 8.140CKD / 7.110 / 17.240OT / 18.310OT / 17.

K033409 CLUTCH CYLINDER 36MM

CIL. ACION.EMBR.DIAM.36MM.COSTEL.HASTE
018730



26.260 CONSTELLATION / 31.260 CONSTELLATION / 31.320E CONSTELLATION /

K033411 CLUTCH CYLINDER 36MM

CIL. ACION.EMBR.36MM.CONSTEL.HASTE
019631



13.180E CONSTELLATION / 15.180E CONSTELLATION / 17.250E CONSTELLATION /

RCCE00297 CLUTCH MASTER

CIL. MESTRE EMBREAGEM DIAM. 22,22MM
022625



12.140H / 14.150 / 14.220 / 16.210 / 16.220 / 24.250 / 35.300 / 14.200 / 16.170 / 16.220 LEITO /

RCCE00700 CLUTCH MASTER CYLINDER

CIL. MESTRE EMBREAGEM
023771



7.100 / 8.140CO / 8.140CE / 24.250 / 40.300 / 24.220 / 7.110 / 17.210 / 17.220 / 17.300 / 26.300 /

TAF253861 ENGINE BRAKE CYLINDER

CIL. ACION. FREIO MOTOR SIST. KNORR
005096
TAF253861



7.100 / 8.100 / 8.140 / 14.220 / 16.170 / 16.180CO / 16.210CO / 16.220 / 16.300 / 24.250 / 35.300 /

TF3721405 CLUTCH MASTER

CIL. MESTRE EMBREAGEM DIAM. 22,22MM
004560
TF3721405
TE3721405
TAR721405



12.140H / 14.150 / 14.220 / 16.210 / 16.220 / 24.250 / 35.300 / 14.200 / 16.170 / 16.220 LEITO /

TN4253861 ENGINE BRAKE CYLINDER

CILINDRO F. MOTOR SIST. WABCO
005094
TN4253861



14.150 / 14.220 / 16.170 / 16.220 / 24.250 / 35.300 / 12.140H / 16.220 LEITO / 24.220 / 35.300 LEITO /

1.34 COLUNA

COLUMN

T00415721A STEERING COLUMN

COLUNA DIRECAO
012484
T00415721A
2106101101X



13.130 / 14.140 / 11.140 / 12.140 /

1.35 COPO

GLASSE

2R0201589 WATER COLECTOR

COPO FILTRO D'AGUA
013475
2R0201589



7.100 / 8.140CO / 8.140CE / 16.220 / 24.250 / 40.300 / 18.310 / 26.260 / 26.310 / 26.220 / 31.260 /

1.36 COXIM RUBBER MOUNTING

2P0711026 GEAR LEVER MOUNTING

COXIM ALAVANCA CAMBIO
018261
2P0711026



5.140 MWM DELIVERY / 8.150MWM DELIVERY /

2R2899541 RETAINER LOWER

COXIM INF. BARRA SUSP. CABINA
013623
2R2899541



/ 24.250ECONSTELLATION / 17.250E
CONSTELLATION / 19.320E CONSTELLATION /

2V5511150 ENGINE MOUNTING SUSP.

COXIM SUSP. EIXO TRAS. L.D. MAN/VW TGX
027407
2V5511150



T06199201 FRONT ENGINE BUFFER

COXIM DIANTEIRO MOTOR
004482
T06199201
BD4T6038A



6.90 / 7.90S / 7.110S /

1.37 CUPILHA COTTER PIN

TAF299263 LOCKING PIN

CUPILHA FREIO MOTOR 5,64X1/2
017712
TAF299263



7.100 / 8.100 / 8.140 / 8.140CO / 8.140CE / L.80 /
14.220 / 16.170 / 16.180CO / 16.220 / 16.300 / 24.

1.38 DOBRADICA HINGE

2R2823301 HINGE

DOBRADICA TAMPA FRONTAL L.E.
018519
2R2823301



24.250ECONSTELLATION / 17.250E
CONSTELLATION / 19.320E CONSTELLATION /

2R2823302 HINGE

DOBRADICA TAMPA FRONTAL L.D.
018520
2R2823302



24.250ECONSTELLATION / 19.320E
CONSTELLATION / 19.370 CONSTELLATION /

1.39 EIXO AXLE

2RD253869 THROTTLE SET

CONJ. EIXO BORBOLETA FREIO MOTOR
017722
2RD253869



7.100 / 8.100 / 8.140 / 8.140CO / L.80 / 12.140T /
15.180EOD / 15.190EOD / 7.110 / 8.150E / 8.150 /

2RD525177A SHAFT =28,5X139,5MM=

EIXO CAIXA SATELITE =28,5X139,5MM=
018423
2RD525177A



7.100 / 8.140 ARGEN. / 8.140 BOLIVIA / 8.100 / L.
80 / 8.140CO / 8.140CE / CONSTELLATION /

2RD525177B SHAFT =25,3X176MM=

EIXO CAIXA SATELITE =25,3X176MM=
018425
2RD525177B



7.100 / 8.140 / 8.100 / 8.140CO / 8.140CE / 8.140
CE CHILE / 8.140 CO CHILE /

2S0141707 CLUTCH FORK SHAFT

EIXO GARFO EMBREAGEM =COMPR. 188,
018193
2S0141707



13.170E / 15.170E / 15.190E / 15.180E / 13.180E
/

2S2253869A THROTTLE SET

CONJ. EIXO BORBOLETA FREIO MOTOR
017729
2S2253869A



13.180E CONSTELLATION / 15.180E
CONSTELLATION /

2S2253869B THROTTLE SET

CONJ. EIXO BORBOLETA FREIO MOTOR
017734
2S2253869B



26.260 / 26.220 / 31.260 / 26.260
CONSTELLATION / 31.260 CONSTELLATION /

2U0141701B CLUTCH FORK SHAFT

EIXO GARFO EMBREAGEM =COMPR. 188,
018195
2U0141701B



26.260E / 31.260E /

TAR721075 CLUTCH AND BRAKE

EIXO PEDAIS FREIO E EMBREAGEM
005139
TAR721075



16.180CO / 16.210CO / 17.210 / 17.210OD / 17.
2400T / 18.3100T / 15.180EOD / 15.190EOD / 17.

1.39 EIXO

AXLE

TE3141865 CLUTCH FORK AXLE

EIXO GARFO EMBREAGEM
005066
TE3141865



14.210 / 16.210 /

TJG141863 BIG CLUTCH FORK AXLE

EIXO GARFO EMBR. =GR= COMPR.220MM
005062
TJG141863



14.150 / 14.200 / 14.220 / 16.170 / 16.180CO / 16.220 / 16.300 / 17.300 / 24.250 / 35.300 / 35.300H /

TJG141865 SMALL CLUTCH FORK

EIXO GARFO EMBREAGEM PEQUENO
005063
TJG141865



17.250E / 12.170BT / 12.180 / 13.170 / 13.180 / 13.190 / 14.150 / 15.180 / 14.170BT / 14.180 / 14.

TJG253869A ENGINE BRAKE AXLE -

CONJ. EIXO FREIO MOTOR (COD.5084)
006280
TJG253869A
TAF253869A



14.220 / 16.170 / 16.220 / 16.300 / 24.250 / 35.300 / 40.300 /

TJG899369 CAB LOCK AXLE

EIXO TORRE TRASEIRA CABINA
004554
TJG899369



14.200 / 12.140H / 14.150 / 14.220 / 16.170 / 16.220 / 16.220 LEITO / 24.220 / 24.250 / 35.300 /

TJG899369 X MOUNTING SHAFT

JOGO EIXO TORRE TRAS. CABINA (ANEL+
009393
TJG899369 X



7.100 / 8.100 / 8.120 / 8.150 / 8.140 / L.80 / 12.140T / 12.170BT / 12.180 / 13.150 / 13.180 / 14.

1.40 EMBOLO

PISTON

T12525371 ALLOY REDUCTION PISTON

EMBOLO REDUZIDA ALUMINIO =ANODIZADO=
023751
T12525371



14.200 / 12.140H / 14.150 / 14.150 CHILE / 14.220 / 16.170 / 16.170 EXP.ARGENTINA / 16.220 / 16.

1.41 ENGRENAGEM

GEAR

2RJ311261 IDLER GEAR, 2ND SPEED

ENGRENAGEM 2ª VEL.
007219
2RJ311261



14.200 / 16.170 / 16.180CO / 16.210CO / 13.170E / 15.170E / 13.180E / 15.180E / 15.190E /

2TA957821B SPEEDO PINION 18 TEETH

PINHAO VELOCIMETRO - 18 DENTES
005018
2TA957821B



L.80 /

T06525159A PLANETARY GEAR 16

ENGR. PLAN. 16 DENTES - 35 ESTRIAS
004745
T06525159A



6.80 / 6.90 / 7.90S / 7.110S /

1.42 ESFERA

BALL

T06311521 BALL 3/16"

ESFERA ACO 3/16"
013618
T06311521
10J6



7.90S / 7.110S / 8.150E / 17.250E / 7.100 / 8.100 / 8.120 / 8.150 / 8.140 / 8.140CO / 8.140CE / L.80 /

1.43 ESPACADOR SPACER

9617232014 SPACER W/THREAD AND

ESPACADOR C/ ROSCA E S/ ROSCA
016064



13.170E / 13.170 / 15.170 / 13.150 / 13.180 / 15.180

1.44 ESTICADOR BELT TENSIONER

2P0145299A STRETCHER PULLEY

ESTIC. CORREIA MOTOR CUMMINS
027316
2P0145299A



2R0145299 BELT TENSIONER =

ESTIC. CORREIA MOTOR =ELETRONICO=
011246
2R0145299



17.250E / 23.250E / 24.250E / 8.150E / 13.170E / 15.170E / 15.190E / 9.150E / 15.180E / 13.180E /

2T0145299 ENGINE BELT SUPPORT

ESTIC. CORREIA CUMMINS. POLIA LISA
005077
2T0145299
2TA0145299
2T0145299B



18.310 / 26.260 / 26.310 / 31.260 / 31.310 / 17.220 / 17.310 / 23.220 / 17.180 CUMMINS EURO 3 / 17.

2T2145299A BELT TENSIONER

ESTIC. CORREIA MOTOR
011247
2T2145299A
3973831
2T2145299



CONSTELLATION /

2U0145299 BELT SUPPORT CUMMINS

ESTIC. CORREIA MOTOR CUMMINS
005076
2U0145299
2U0145299A
2S0145299
2S0145299B
2TD145275
TJG145275



14.210 / 16.210 / 12.170BT / 13.170 / 13.190 / 14.170BT / 15.160 / 14.220 / 15.170 / 16.170 / 16.

1.45 ESTRIBO RUNNING BOARD

2T2821687 RUNNING BOARD L.H.

ESTRIBO SUP. TETO BAIXO L.E.
014327
2T2821687
2T28216874M2



17.320E CONSTELLATION / 19.320E CONSTELLATION / 19.370 CONSTELLATION /

1.46 FECHADURA DOOR LOCK

TE3837016 RIGHT DOOR LOCK

FECHADURA PORTA L.D.
003755
TE3837016
2R0837016
2318370161
211837016H
2118370161



7.100 / 8.100 / 8.140 / L.80 / 12.140T / 12.170BT / 12.180 / 14.150 / 14.170BT / 14.180 / 14.220 / 16.

1.47 FILTRO

FILTER

T11130125 FILTER

FILTRO (PENEIRINHA)
006275
T11130125



6.90 / 7.90S / 7.110S / 11.130 / 11.140 / 12.140 /
13.130 / 14.140 / 14.150 / 12.180 / 14.180 / 16.

T11198165 DIESEL PRE-FILTER

PRE-FILTRO DIESEL =S/CABECOTE=
006277
T11198165



6.90 / 7.90S / 7.110S / 11.130 / 11.140 / 12.140 /
13.130 / 14.140 / 16.210CO / 17.210OD /

TE3115561 ENGINE OIL FILTER

FILTRO OLEO MOTOR CUMMINS 8.3L
005039
TE3115561
TR3115561



14.210 / 16.210 /

TEG129620 AIR FILTER PRIMARY

ELEMENTO PRIMARIO FILTRO AR
005031
TEG129620



12.170BT / 12.180 / 14.150 / 14.170BT / 14.180 /
14.200 / 16.200 / 12.140H /

TEG129620A AIR FILTER SECONDARY

ELEMENTO SECUNDARIO FILTRO AR
005034
TEG129620A
CA4692SY



12.170BT / 12.180 / 14.150 / 14.170BT / 14.180 /
14.200 / 16.170 / 16.200 / 12.140H / 14.170 /

1.48 FLANGE

FLANGE

2T2141255 CLUTCH FORK FLANGE

FLANGE GARFO EMBREAGEM
018194
2T2141255



26.260 CONSTELLATION / 31.260
CONSTELLATION / 31.320E CONSTELLATION /

1.49 FLANGE E LUVA P/ CARDA

YOKE

T2D525283 PROPELLER SHAFT

FLANGE CARDA DIFERENCIAL TINKEN
011290
T2D525283



22.140 / 22.160 /

1.50 FLEXIVEL

FLEXIBLE

TE3145745A HYDR. STEERING HOSE

FLEXIVEL DIRECAO HIDRAULICA
004261
TE3145745A



14.210 /

1.51 FREIO MOTOR

EXHAUST BRAKES

2RD253853B ENGINE BRAKE 74MM

FREIO MOTOR =74MM= 2-7/8

005081
2RD253853B
2TK253853
2TA253853C
2TA253853B
2RE253853B
2RE253853



7.100 / 8.100 / 8.140 / 8.140CO / L.80 / 12.140T / 15.180EOD / 15.190EOD / 7.110 / 8.150E / 8.150 /

2S2253853A ENGINE BRAKE 60MM

FREIO MOTOR =60MM= CONSTELLATION

017731
2S2253853A



13.180E CONSTELLATION / 15.180E CONSTELLATION /

2S2253853B ENGINE BRAKE 80MM

FREIO MOTOR =80MM= CONSTELLATION

013935
2S2253853B
2T2253853



26.260 / 26.220 / 31.260 / 26.260 CONSTELLATION / 31.260 CONSTELLATION /

4214289150 ENGINE BRAKE 99MM

FREIO MOTOR =99MM= 3-7/8

021854



14.220 / 16.220 / 16.300 / 24.250 / 35.300 / 40.300 / 15.180EOD / 15.190EOD / 24.220 / 18.310 / 26.

4214299190 ENGINE BRAKE 85MM

FREIO MOTOR =85MM= 3- 3/8

022631



12.140T / 12.170BT / 12.180 / 14.150 / 14.170BT / 14.180 / 16.170 / 16.180CO / 16.210CO / 17.

4214299340 ENGINE BRAKE 74MM

FREIO MOTOR =74MM= 2-7/8

022630



7.100 / 8.100 / 8.140 / 8.140CO / L.80 / 12.140T / 15.180EOD / 15.190EOD / 7.110 / 8.150E / 8.150 /

SP5074 ENGINE BRAKE =99MM= 3-7/8

FREIO MOTOR =99MM= 3-7/8

023645



14.220 / 16.220 / 16.300 / 24.250 / 35.300 / 40.300 / 15.180EOD / 15.190EOD / 24.220 / 18.310 / 26.

SP6964 ENGINE BRAKE =85MM=3- 3/8

FREIO MOTOR =85MM=3- 3/8

023642



12.140T / 12.170BT / 12.180 / 14.150 / 14.170BT / 14.180 / 16.170 / 16.180CO / 16.210CO / 17.

SP7035 ENGINE BRAKE 74MM

FREIO MOTOR =74MM= 2-7/8

021845



7.100 / 8.100 / 8.140 / 8.140CO / L.80 / 12.140T / 15.180EOD / 15.190EOD / 7.110 / 8.150E / 8.150 /

TAR253853 ENGINE BRAKE 85MM

FREIO MOTOR =85MM= 3-3/8

005084
TLG253853
2RH253853
2RH253853C
2RP253853B
2RP253853C
2T0253853A



12.140T / 12.170BT / 12.180 / 14.150 / 14.170BT / 14.180 / 16.170 / 16.180CO / 16.210CO / 17.

TMG253853 ENGINE BRAKE 99MM

FREIO MOTOR =99MM= 3-7/8

007404
TMG253853
2RK253853
TMG253853A



14.220 / 16.220 / 16.300 / 24.250 / 35.300 / 40.300 / 15.180EOD / 15.190EOD / 24.220 / 18.310 / 26.

1.52 GARFO

FORK

2RD312021 GEAR SELECTOR TOWER

GARFO SELETOR TORRE CAMBIO

005160
2RD312021



7.100 / 8.100 /

2RM141861 CLUTCH FORK

GARFO EMBREAGEM C/ ROLETE

005061
2RM141861



12.170BT / 12.180 / 14.150 / 14.170BT / 14.180 / 14.220 / 16.170 / 16.220 / 16.300 / 17.210OD / 24.

2S2141719A CLUTCH FORK

GARFO EMBREAGEM C/ROLETE (MODERNO)

014681
2S2141719A
125731
2S2141719D



12.170BT / 12.180 / 14.150 / 14.170BT / 14.180 / 14.220 / 16.170 / 16.220 / 16.300 / 17.210OD / 24.

2T0141707B FORK CLUTCH BEARING

MANCAL ROLAMENTO GARFO EMBREAGEM

017832
2T0141707B
2T2141707B
2T2141707A



19.320E CONSTELLATION / 19.370 CONSTELLATION / 25.370E CONSTELLATION /

2T2141719 CLUTCH FORK

GARFO EMBREAGEM C/ ROLETE

017751
2T2141719
2T2141719A
2T2141719E
2T2141719D



13.180E CONSTELLATION / 15.180E CONSTELLATION / 17.250E CONSTELLATION /

2T2141719B CLUTCH ACTIVATION

GARFO EMBREAGEM

017116
2T2141719B



26.260 CONSTELLATION / 31.260 CONSTELLATION / 31.320E CONSTELLATION /

T11711973 REAR FORK

HASTE TRASEIRO TRAMBULADOR

005124
T11711973



6.90 / 11.130 / 13.130 /

TAR711523 GEARBOX LEVER BRACKET

GARFO APOIO ALAVANCA CAMBIO

005155
TAR711523



7.100 / 8.120 / 8.150 / 9.150 / 13.170 / 16.180CO / 16.210CO /

1.52 GARFO FORK

TEG311541A GEAR SELECTOR TOWER

GARFO SELETOR TORRE CAMBIO

005852
TEG311541A



/ 12.140

TJG141861 CLUTCH FORK

GARFO EMBREAGEM

005060
TJG141861
2RP141861A
2RP141861



14.150 / 14.220 / 16.170 / 16.180CO / 16.210CO /
16.220 / 16.300 / 17.210OD / 24.250 / 35.300 / 16.

TPH141857 CLUTCH FORK

GARFO EMBREAGEM

007580
TPH141857
2R0141719A



/ 12.140T / 7.100 / 8.140 / 8.140CO / 8.140CE / 8.
100 / L.80 / 8.120OD / 9.150EOD / 8.150OD / 7.

TPH141857 X CLUTCH FORK W/ PIN

GARFO EMBREAGEM C/PINO

015359
TPH141857 X
2R0141719A X



8.150E / 7.100 / 8.100 / 8.120 / 8.150 / 8.140 / 8.
140CO / 8.140CE / L.80 / 12.140T / 13.150 / 7.110

1.53 GUARDA-PO DUST COVERS

2RP721437

GUARDA PO SERVO EMBR. MBB

023313
2RP721437



24.250 CHILE / 40.300 / 16.180CO / 16.210CO /
17.300 / 24.220 / 26.300 / 17.310 / 26.220 / 26.260

8977541814 DUST COVER CLUTCH

GUARDA PO SERVO EMBR. MBB

006463



24.220 / 17.210E OD / 17.250E / 16.180CO / 17.
210 / 16.210CO / 17.220 / 17.300 / 17.210OD / 17.

TJG711116 GEARBOX LEVER DUST

GUARDA PO ALAVANCA CAMBIO

006745
TJG711116



7.100 / 8.100 / 8.140 / 8.140CO / 8.140CE / L.80 /
12.140T / 12.170BT / 12.180 / 14.150 / 14.170BT

1.54 HASTE ROD

2RP141147 CLUTCH CYLINDER ROD

HASTE CILINDRO EMBREAGEM

005058
2RP141147
2RP721263



16.180CO /

2RR312141 GEARBOX END SHAFT

HASTE TERM. CAIXA CAMBIO

017794
2RR312141
20925



24.250 CHILE / 24.250 / 35.300 / 35.300H / 40.300
/ 40.300 LEITO / 17.300 / 26.300 / 17.310 / 26.220

T06611647 PULL ROD

HASTE ACION. CIL. RODA DIANT.

013402
T06611647



6.90 / 7.90S / 7.110S / 7.90 /

1.55 HELICE FAN

2T2121303 FAN WHEEL

HELICE MOTOR =704MM=

017258
2T2121303
1932225



19.320E / 25.370E / 19.370E / 25.320E / 25.
3200E / 26.260 / 31.260 / 31.320E / 31.370E / 19.

2TB121303 O FAN WHEEL =8 BLADES=

HELICE CUMMINS =8 PAS PLAST=

006014
2TB121303 O
1932-136



24.250 / 40.300 / 18.310 / 26.310 / 26.220 / 31.310
/ 26.260 CONSTELLATION / 31.260

2U2121303 H FAN BLADE

HELICE MOTOR

028286
2U2121303 H



2V2121303 FAN BLADE

HELICE MOTOR

028289
2V2121303



2W0121303 FAN WHEEL

HELICE MOTOR MWM

017256
2W0121303
1932184



15.180EOD / 15.190EOD / 17.180 MWM EURO 3 /
17.220 MWM EURO 3 / 24.220 MWM EURO 3 / 15.

2Z0121303A FAN WHEEL

HELICE MOTOR C/CAMBIO EATON 6V =600MM=

017259
2Z0121303A



17.240OT / 18.310OT /

2Z0121303B FAN WHEEL

HELICE MOTOR C/CAMBIO ZF/ALLISON 4V =

017260
2Z0121303B



18.310OT / 17.240OT / 17.260EOT / 18.320EOT /

TMJ121303 O FAN WHEEL =9 BLADES=

HELICE MOTOR 9 PAS

007368
TMJ121303 O
1932081 O
2TC121303B O



24.250 / 16.300 / 35.300 /

1.56 INTERRUPTOR SWITCH

TAR953235 O LIGHT SWITCH

INTERRUPTOR PISCA ALERTA
007648
TAR953235 O



16.180CO / 16.210CO /

1.57 JOGO DE JUNTA GASKET SET

2RD198005C TURBINE GLAND SET MWM

JG. JTAS MWM TURBO 4CIL.
004643
2RD198005C
941080130046
2RD198005A
2RE198005



12.140T /

1.58 JUNTA GASKET

2830444 EXHAUST MANIFOLD

JUNTA COL. ESCAP. CUMMINS SERIE B =
024136



17.250E / 23.250E / 24.250E / 8.150E / 13.170E /
15.170E / 15.190E / 9.150E / 15.180E / 13.180E /

2P0129589 EXHAUST MANIFILD

JUNTA COL. ESCAP. CUMMINS SERIE B =
024135



9.160 ADVANTECH

2R0253137A BRAKE ENGINE GASKET

JUNTA FREIO MOTOR 74MM
006118
2R0253137A



7.100 / 8.100 / 8.140 / 8.140CO / 8.140CE / L.80 /
12.140T / 14.150 / 8.140CKD / 12.140H / 7.110 /

2RD129717 GASKET INTAKE MANIFOLD

JUNTA COL. ADMISSAO =PEQUENA=
004584
2RD129717
941088530364
941008530024
2R0129717A
2TA129717



7.100 / 8.140 / 8.100 / L.80 / 7.120 / 8.120 / 8.150 /
13.150 / 8.140CE / 8.140CO / 8.140CKD / 8.

2S0129589A EXHALUST MANIFOLD

JUNTA COL. ESCAP. CUMMINS SERIE B =
014414
2S0129589A
2R0129589D



17.250E / 23.250E / 24.250E / 8.150E / 13.170E /
15.170E / 15.190E / 9.150E / 15.180E / 13.180E /

2S0253137A BRAKE ENGINE GASKET

JUNTA FREIO MOTOR 85MM
018133
2S0253137A
TGG253135



12.170BT / 12.180 / 14.150 / 14.170BT / 14.180 /
16.170 / 16.180CO / 16.210CO / 17.210OD / 24.

2T2129589 EXHAUST MANIF. GASKET

JUNTA COL. ESCAP. CUMMINS =ELETR.=
014415
2T2129589
3937479



26.260 CONSTELLATION / 31.260
CONSTELLATION / 31.320E CONSTELLATION /

03618993 GASKET WATER PUMP 229

JUNTA BOMBA D'AGUA 229 TODOS
004610
03618993
922208530134



6.90 / 7.90S / 11.130 / 13.130 / 14.140 / 11.140 /
12.140 / 7.90 /

T12525375 SEALING WHIT FELT

FELTRO BRANCO VALV. REDUZIDA
023401
T12525375



12.170BT / 12.180 / 14.220 / 16.170 / 16.180CO /
16.210CO / 16.220 / 17.210OD / 12.140H / 15.

T16407991 UNIVERSAL WHEEL HUB

JUNTA CUBO RODA
013390
T16407991



T2D312057 GEAR COVER GASKET

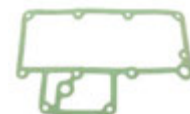
JUNTA TAMPA CAMBIO CLARK 280-V
014408
T2D312057
240038



12.140H / 14.150 / 12.170BT / 14.170BT / 12.
140T / 12.180 / 14.180 / 7.90 / 7.90S / 7.110S /

TAE115425 GASKET OIL FILTER MWM

JUNTA BASE FILTRO OLEO MOTOR MWM X 10
004579
TAE115425
961008530074
941008530204
2TA115425
2R0115441C



12.140T / 14.150 / 14.180 / 14.200 / 12.180 / L.80
/ 16.180CO / 16.210CO / 17.210OD / 13.170E / 15.

1.58 JUNTA GASKET

TAE129589A GASKET EXHAUST

JUNTA COLETOR ESCAPE

004586
TAE129589A
961088530524
961008530204
2S0129589C
2S0129589B



7.100 / 8.140CO / 8.140CE / 12.140T / 14.150 /
16.180CO / 16.210CO / 17.210OD / 8.140CKD /

TJG253135 TUBE GASKET

JUNTA FREIO MOTOR 99MM

004631
TSG253135
TJG253135



14.220 / 16.220 / 16.300 / 24.250 / 35.300 / 40.300
/ 16.220 LEITO / 18.310 / 26.260 / 26.310 / 26.220

TJG301235C GASKET

JUNTA TAMPA CILINDRO CX. CAMBIO

013535
TJG301235C
014349



24.250 / 26.260 / 26.300 / 26.310 / 40.300 / 26.220
/ 31.260 / 31.310 / 26.260E / 31.260E / 40.300

TL7121043 WATER PUMP GASKET

JUNTA B'B D'AGUA

007639
TL7121043
9229085370734
922908530224



7.110S /

TNQ711111 GASKET

JUNTA TRAMBULADOR CAMBIO

007638
TNQ711111
3316780



7.110 / 8.140 / 8.140CE / 8.140CKD / 8.140CO / 8.
100 / L.80 / 9.150EOD / 8.150OD / 7.120 / 7.100 /

1.59 KIT KIT

2R0398031 X LOCK AXLE REPAIR KIT

JG. PINOS E MOLAS TRAVA EIXO CX. ZF

011596
2R0398031 X



/ 9.150OD / 8.150OD / 9.150EOD / 8.120OD / 8.
150 EOD / 8.150E PLUS / 9.150E CUMMINS

1.60 LANTERNA LANTERN

T12945223A REAR LENS LANTERN

LENTE LANTERNA TRASEIRA

004471
T12945223A



6.90 / 7.90S / 7.110S / 11.130 / 13.130 / 14.140 /
14.210 / 16.210 / 8.150E / 8.100 / 8.120 / 8.150 /

T12953141 LENS LANTERN - FRONT

LENTE LANT. DIANT. ACRILICA

004475
T12953141
2TA953161
TAC953161



6.90 / 7.90S / 7.110S / 11.130 / 13.130 / 11.140 /
12.140 / 14.150 / 14.200 / 14.220 / 16.170 / 16.220

1.61 MACANETA HANDLE

111837225D INTERIOR

GATILHO MACANETA INT. PORTA L.E.

011264
111837225D



12.140T / 12.170BT / 12.180 / 14.150 / 14.170BT
/ 14.180 / 14.220 / 16.170 / 16.220 / 16.300 / 24.

111837226D INTERIOR

GATILHO MACANETA INT. PORTA L.D.

011265
111837226D



14.150 / 14.220 / 16.170 / 16.220 / 12.170BT / 14.
170BT / 16.300 / 24.250 / 35.300 / 35.300 LEITO /

211837020999 DOOR INNER HANDLE

MACANETA INTERNA PORTA - L.E.

005194
211837020999
21183702021N
N



6.90 / 7.90S / 7.110S / 11.130 / 13.130 / 14.140 /
7.100 / 8.100 / 8.140 / L.80 / 11.140 / 12.140 / 12.

2R2837206 EXTERNAL HANDLE RH

MACANETA EXT. L.D. CONSTELLATION

016007
2R2837206



11.000 (85/...) / 24.250ECONSTELLATION / 17.
250E CONSTELLATION / 19.320E

1.62 MANCAL BEARING CAP

282711119 LEVER BEARING

MANCAL ALAVANCA TRAMBULADOR

005125
282711119



11.130 / 13.130 / 11.140 /

1.63 MANCAL DE EMBREAGEM CLUTCH BEARING

2SK141165 CLUTCH BEARING F-4000

MANCAL EMBREAGEM C/CUBO

007159
2SK141165
125804 E
3373 S
1037 R
2R0141165B
2R0141165C



8.150E / 9.150E / 8.150 EOD // 9.150EOD

T13141161 CLUTCH BEARING =WITH

MANCAL EMBREAGEM C/CUBO E ROLAM.

004084
T13141161
3362 S
1323 R
125800 E



11.130 / 13.130 / 14.140 / 11.140 / 12.140 / 7.110 /

TEG141165 CLUTCH BEARING

MANCAL EMBREAGEM C/ROLAMENTO

004082
TEG141165
125802 E
2R0141165
2R0141165A
L5535



7.100 / 8.100 / 8.140 / L.80 / 7.110 / 8.150E / 8.150 / 9.150E / 8.120 / 9.150OD / 8.120OD / 9.

TEG141165 F CLUTCH BEARING

MANCAL EMBREAGEM C/ROLAMENTO

022526
TEG141165 F



7.100 / 8.100 / 8.140 / L.80 / 7.110 / 8.150E / 8.150 / 9.150OD / 8.120OD / 9.150EOD / 6.140 / 7.

1.64 MANGUEIRA HOSE

2R0145856C INTERCOOLER HOSE

MANGUEIRA INTERCOOLER

013644
2R0145856C



/ 8.150E / 9.150E / 13.170E / 15.170E / 13.180E / 15.180E / 15.190E / 8.150EOD / 9.150EOD / 8.

2RE129311A BREATHING ENGINE HOSE

MANG. RESPIRO MOTOR

017843
2RE129311A



12.140T / 8.140 / 8.120 / 8.150 / 13.150 / 8.150EOD / 9.150EOD / 8.140CE / 8.140CO / 8.

2RH117241 INTERCOOLER

MANG. CONEXAO INTERCOOLER

007694
2RH117241



14.150 / 12.180 / 14.180 / 13.180 / 15.180 / 17.210 MWM EURO 2 / 23.210 MWM EURO 2 / 17.180

2SP145467 TURBO OIL RETURN HOSE

MANGUEIRA RETORNO OLEO TURBO

005169
2SP145467
TE3145467



12.170BT / 14.170BT / 16.170 / 16.200 / 13.190 / 13.170 / 15.170 / 17.210 CUMMINS EURO 2 / 23.

2T0129618 INTERCOOLER HOSE VW

MANGUEIRA INTERCOOLER VW

027641
2T0129618



L.80 / 7.120 / 8.120 / 8.140 / 8.140CO / 8.140CE / 8.140CKD / 8.150 / 13.150 /

2T2117413 RADIATOR HOSE =76 X

MANGUEIRA RADIADOR =76 X 132MM=

016226
2T2117413



19.370 CONSTELLATION / 19.320E CONSTELLATION / 25.370E CONSTELLATION /

2T2145856A INTERCOOLER HOSE VW

MANGUEIRA INTERCOOLER VW

027640
2T2145856A



17.240OT / 18.310OT /

2TA117231A HOSE CONEXION FROM

MANG. LIG. TUBO AO INTERCOOLER

005188
2TA117231A
2TA117231



13.180E CONSTELLATION / 15.180E CONSTELLATION / 8.150 MWM DELIVERY / 8.

2TA117245 INTERCOOLER TUBE AIR

MANGUEIRA AR TUBO INTERCOOLER

005178
2TA117245



L.80 / 7.120 / 8.120 / 8.140 / 8.140CO / 8.140CE / 8.140CKD / 8.150 / 13.150 /

2TB117231A RADIATOR LOWER HOSE

MANG. INFER. RESFRIADOR =VERMELHA=

005933
2TB117231A



/ 17.240OT / 18.310OT

2TB121059A RADIATOR WATER HOSE

MANG. SUP. RADIADOR

012432
2TB121059A



17.240OT / 18.310OT /

2TB145467 INTERCOOLER OIL HOSE

MANGUEIRA RETORNO TURBINA VW

027644
2TB145467



1.64 MANGUEIRA

HOSE

2TD145467 TURBINE OIL DRAIN TUBE

MANG. TUBO DRENO OLEO TURBO-C=75MM
005182
2TD145467
2T0145735



14.220 / 16.220 / 17.220 / 16.300 / 17.300 / 17.310 / 18.310 / 24.220 / 24.250 / 26.260 / 26.300 / 26.

2VU121073 RADIATOR LOWER HOSE

MANGUEIRA INFERIOR RADIADOR
006021
2VU121073



/ 17.300 / 24.220 CUMMINS BETONEIRA / 26.260 / 31.260 / 31.310 / 26.310 / 18.310 / 24.250 / 23.

TJG115451B BREATHING ELBOW HOSE

MANGUEIRA COTOVELO DO RESPIRO
005184
TJG115451B



12.170BT / 14.170BT / 16.170 / 16.200 /

TRG117233 INTERCOOLER TUBE

MANG. LIGACAO DUTO INTERCOOLER
005466
TRG117233



24.250 / 35.300 /

TRG117245A INTERCOOLER TUBE HOSE

MANG. TUBO INTERCOOLER
013522
TRG117245A



/ 24.250 / 35.300 / 35.300H

1.65 MANGUEIRA SILICONE

SILICON HOSE

2RD129311 BREATHING TUBE HOSE


MANGUEIRA TUBO RESPIRO
005179
2RD129311
922908611844



7.100 / 8.100 /

2RK145467 TURBINE CONEXION HOSE

MANG. LIGACAO TURBINA =SILICONE AZUL=
005189
2RK145467
TJG145467
2T0145671A



14.220 / 16.220 / 16.220 LEITO / 24.220 /

2S2145856F LOWER INTERCOOLER

MANG. INFERIOR INTERCOOLER
027642
2S2145856F



2T0145828 INTERCOOLER CONEXION

MANG. LIG. INTERCOOLER =SILIC=
005964
2T0145828



/ 17.220 / 17.310 / 18.310 / 26.310 / 26.220 / 31.260 / 31.310 / 23.220 / 17.180 CUMMINS EURO 3 /

2T2145856S UPPER INTERCOOLER

MANG. SUPERIOR INTERCOOLER
027643
2T2145856S



2V5129653 INTERCOOLER HOSE R.H.

MANG. INTERC. L.D. PRETA (SAIDA) MAN TGX
027036
2V5129653



2V5129653A INTERCOOLER HOSE L.H.

MANG. INTERC. L.E. LARANJA (ENTRADA)
027037
2V5129653A



2W0117413F INTERCOOLER HOSE VW/

MANG. INTERCOOLER VW/MAN EURO V/
027195
2W0117413F



2W0117413G INTERCOOLER HOSE VW/

MANG. INTERCOOLER VW/MAN EURO V/
027199
2W0117413G




2Z0145828B INTERCOOLER HOSE VW

MANGUEIRA INTERCOOLER VW
027639
2Z0145828B



TAL117231 HOSE CONEXION FROM

MANG. LIG. TUBO INTERC./TURBINA
005186
TAL117231



12.170BT / 14.170BT / 14.220 / 16.170 / 16.180CO / 16.210CO / 16.220 / 16.300 / 17.210OD /

TJG115451B S RESPIRE ELBOW HOSE =

MANG. COTOV. RESP. =SILICONE AZUL=
006653
TJG115451B S
TJG115451BS S



/ 12.170BT / 14.170BT / 16.170 / 16.200

1.65 MANGUEIRA SILICONE SILICON HOSE

TQG117231 INTERCOOLER CONEXION

MANG. SILICONE INTERCOOLER =AZUL=
006923
TQG117231



12.170BT / 14.170BT / 14.220 / 16.170 / 16.180CO / 16.210CO / 16.220 / 16.300 / 17.210OD /

TQG117231 O SILICONE HOSE WITH

MANG. SILICONE INTERCOOLER =PRETO=
004993
TQG117231 O



12.170BT / 14.170BT / 14.220 / 16.170 / 16.180CO / 16.210CO / 16.220 / 16.300 / 17.210OD /

TRG117231A TURBINE CONEXION HOSE

MANGUEIRA LIGACAO TURBINA
005185
TRG117231A
91HU6W/650BA
TRG117231



24.250 / 35.300 /

1.66 MANOPLA KNOB

2RR711259 SHIFT KNOB W/ VALVE

MANOPLA ALAV. CAMBIO C/VALVULA
007685
2RR711259
S2581
TJG711259



24.250 / 24.220 / 26.260 / 26.220 / 31.260 / 31.310 / 26.260E / 31.260E /

2T0711141 SHIFT KNOB

MANOPLA ALAVANCA CAMBIO
013397
2T0711141
6038323090
6005200241



18.310 /

TJG711141 SHIFT KNOB

MANOPLA ALAV. CAMBIO
012469
TJG711141



14.200 / 14.150 / 16.170 / 16.200 / 12.180 / 14.180 / 12.140H / 12.140T / 16.180CO / 13-190 / 15-190 /

TJG711259B SHIFT KNOB

MANOPLA ALAVANCA CAMBIO
013492
TJG711259B
2JU711259
S2574
S2571



16.300 / 24.250 / 35.300 / 40.300 / 26.310 / 31.310 / 35.300 LEITO / 40.300 LEITO / 24.250 CHILE /

1.67 MOLA SPRING

2R0301338 SPRING

MOLA MENOR 1,25 X 7,8 X 43,20 RETIFICADA
011573
2R0301338
0732041946



9.150OD / 8.120OD / 8.150 OD / 8.150 EOD / 9.150EOD / 8.150E PLUS / 9.150E CUMMINS

2RG607041 REAR BRAKE SHOE

MOLA SAPATA FREIO TRASEIRO
005328
2RG607041
800113



12.140T / 12.170BT / 12.180 / 14.150 / 14.170BT / 14.180 / 14.220 / 16.170 / 16.180CO / 16.210CO /

2RL109623 VALVE SPRING 5.9L SERIE

MOLA VALV. CUM. 5.9L SERIE B
004910
2RL109623



12.170BT / 13.170 / 13.190 / 14.170BT / 15.170 / 16.170 / 16.200 / 17.210 CUMMINS EURO 2 / 23.

2RP253891 ENGINE BRAKE PISTON

MOLA PISTAO FREIO MOTOR
017946
2RP253891



7.100 / 8.100 / 8.140 / 14.220 / 16.170 / 16.180CO / 16.210CO / 16.220 / 16.300 / 24.250 / 35.300 /

T06130553 BRAKE CYLINDER

MOLA RETENCAO CILINDRO FREIO
012571
T06130553



6.90 / 7.90 / 7.90S / 7.110S /

T06609283 BRAKE SHOE RETAINER

MOLA RETENCAO SAPATA
004926
T06609283



6.80 / 6.90 / 7.90S / 7.110S /

T13311983 TRAMBULATOR BUSHING

MOLA TRAMBULADOR CAMBIO
013503
T13311983
4303939



12.140H / 14.150 / 12.170BT / 14.170BT / 12.140T / 12.180 / 14.180 / 14.200 / 16.170 / 7.90 / 7.

TE3607033 BRAKE SHOE LOCK SPRING

MOLA TRAVA ROLETE SAPATA FREIO
005317
TE3607033



TEG721619A ACCELERATOR SPRING

MOLA ACELERADOR
012584
TEG721619A



12.140H /

TJG130525B ACCELERATOR PEDAL

MOLA RETORNO PEDAL ACELERADOR
005318
TJG130525B
TJG130525



14.220 / 16.170 / 16.220 / 16.300 / 24.250 / 35.300 / 40.300 / 16.220 LEITO / 40.300 LEITO /

1.68 MOLDURA

FRAME

2118372391232 RUBBER STRIP

MOLDURA MACANETA INT. PORTA =CINZA=
011263
2118372391232



6.90 / 7.90S / 7.110S / 11.130 / 13.130 / 14.140 /
7.100 / 8.100 / 8.140 / L.80 / 11.140 / 12.140 / 12.

1.69 MORINGA

DRIVING SHAFT SLEEVE

2T0311807B GEARBOX DRIVING SHAFT

MORINGA CAMBIO ZF
018623
2T0311807B
1297095108
0091302268



18.310 /

1.70 O'RING

O'RING

104061 KING PIM RETAINER


RETENTOR PINO MANGA EIXO
023427



7.90S / 7.110S / 7.100 / 8.100 / 8.120 / 8.150 / 9.
150OD / 8.140 / 8.140CO / 8.140CE / L.80 / 8.

2R0121437 O'RING WATER PUMP

O'RING VED. B'B AGUA PEQ. MWM X 10
006579
2R0121437
904931070781



/ 7.100 / 8.100 / 8.120 / 8.150 / 9.150OD / 8.140 /
8.140CO / 8.140CE / L.80 / 13.150 / 13.180 / 15.

T06407373 SEALING RING

RETENTOR PINO MANGA EIXO
007447
T06407373



7.100 / 8.100 / 8.140 / 8.140CO / 8.140CE / L.80 /
8.140CKD / 7.90S / 7.110S / 8.150 / 7.120 / 8.120

T11107125 SEAL RING

O'RING VEDACAO CAMISA MWM D 229
007755
T11107125
604931301124



12.140H / 6.90 / 7.90S / 7.110S / 11.130 / 13.130 /
14.140 / 11.140 / 12.140 / 7.90 /

T12130803A O'RING INJ. PUMP GASKET

O'RING VEDACAO BOMBA INJETORA
006580
T12130803A
904931070121



/ 7.110S / 12.180 / 13.180 / 14.150 / 15.180 / 14.
180 / 14.200 / 16.180CO / 17.210 / 17.240OT / 18.

TAE121853 JUNCTION TUBE GASKET

O'RING VEDACAO TUBO JUNCAO
006577
TAE121853



/ 14.150 / 14.200 / 16.180CO / 14,150 CHILE

1.71 PAINEL

PANEL

TJG807202 BUMPER PANEL

PAINEL ACABAM. PARACHOQUE L.D.
012594
TJG807202



14.150 / 14.200 / 14.220 / 16.170 / 16.220 / 24.250
/ 35.300 / 12.140H / 16.220 LEITO / 24.220 / 35.

1.72 PALHETA / BRACO BLADE / ARM

2V5955425 WINDSHIELD WIPER BLADE

PALHETA LIMPADOR PARABRISA VW
027572
2V5955425



1.73 PARACHOQUE BUMPER

2RD807124CTR R.H. BUMPER PROTECTIVE

PONTEIRA PARACHOQUE L.D.
004799
2RD807124CTR



/ 7.100 / 8.100 / 8.140 / L.80 /

2S0807102B8A8 BUMPER PROTECTIVE

PONTEIRA PARACHOQUE L.D.
006018
2S0807102B8A
8
2S0807102B



/ 17.250E / 13.150 / 13.180 / 13.190 / 15.180 / 17.210 / 17.220 / 17.310 / 18.310 / 26.260 / 13.170E /

2S0807103B8A8 BUMPER PROTECTIVE

PONTEIRA PARACHOQUE L.E.
006019
2S0807103B8A
8
2S0807103B



/ 13.150 / 13.190 / 15.190 / 17.210 / 13.180 / 26.220 / 26.260 / 15.180 / 17.310 / 18.310 / 17.220 /

2T2807071N28 BUMPER

PARACHOQUE CONSTELLATION 19320
011891
2T2807071N28



19.320E CONSTELLATION / 19.370 CONSTELLATION / 25.370E CONSTELLATION /

2VF8071038A8 BUMPER PROTECTIVE

PONTEIRA PARACHOQUE L.E.
006059
2VF8071038A8
2VF807103033



/ 14.140 / 14.210 / 16.210 / 17.250E / 13.150 / 13.170 / 13.180 / 13.190 / 14.150 / 15.180 / 14.170BT

1.74 PARAFUSO SCREW

2R2803877F SCREW

PARAFUSO FILTRO SECADOR M12X1.50X30
017781
2R2803877F
8101270144



24.250ECONSTELLATION / 17.250E CONSTELLATION / 19.320E CONSTELLATION /

2RD999491 SCREW C 5.8 M 10 X 30 X 1.

PARAF. SEXT. 5.8 M10 X 30 X 1.50
005258
2RD999491
TN000421X1
NFN605920DK
N0102304



7.110 / 7.120 / 7.100 / 8.120 / 8.150 / 13.190 / 15.190 / 13.170 / 15.170 / 17.300 / 26.300 / 40.300 /

2RK103591 VALVE TAP SCREW

PARAF. TAMPA VALVULA CUMMINS
014542
2RK103591
3922639



14.220 / 16.220 / 16.220 LEITO / 24.250 / 35.300 / 16.300 / 35.300H / 40.300 / 40.300 LEITO / 17.300

2RK129725 SCREW

PARAFUSO FIX. COL. ESCAPE
007951
2RK129725
3918109
TE3129725
TJG129725



14.220 / 16.170 / 16.220 / 17.220 / 17.300 / 17.310 / 18.310 / 24.250 / 26.260 / 26.300 / 26.310 / 35.

2TD129593 SCREW - M10X1.5X70

PARAF. FIX. COL. ESCAPE - M10X1.5X70
006135
2TD129593
3930249
TE3129593



12.170BT / 14.170BT / 16.170 / 16.200 / 17.210 / 13.190 / 13.170 / 15.170 / 17.210 CUMMINS EURO

2VF999471 SCREW 8.8 M 8 X 20 X 1.25

PARAF. SEXT. 8.8 M8 X 20 X 1.25
005229
2VF999471



17.250E / 13.150 / 13.180 / 13.190 / 15.180 / 15.170 / 17.210 / 17.220 / 17.300 / 17.310 / 18.310 /

2Z0409135 SCREW, HEX HD

PARAFUSO SUSP. MOLA TRAS.
014485
2Z0409135



18.310OT / 17.240OT / 17.260EOT / 18.320EOT /

N0101221 SCREW C 8.8 M 14 X 35 X 1.

PARAF. SEXT. 8.8 M14 X 35 X 1.50
005252
N0101221



UNIVERSAL TODOS VEICULOS /

1.74 PARAFUSO

SCREW

N0102187 SCREW C 5.8 M 6 X 25 X 1.

PARAFUSO SEXT. 5.8 M6 X 25 X 1.00
005221
N0102187



UNIVERSAL TODOS VEICULOS /

N01024015 SCREW C 5.8 M 8 X 20 X 1.

PARAFUSO SEXT. 5.8 M8 X 20 X 1.25
005222
N01024015



8.150E / 7.100 / 8.100 / 8.120 / 8.150 / 8.140 / L.80 / 7.110 / 7.120 / 9.150E /

N0103506 SCREW C 5.8 M 8 X 50 X 1.

PARAF. SEXT. 5.8 M8 X 50 X 1.25
005265
N0103506



6.90 / 7.90S / 7.110S / 12.180 / 14.150 / 14.180 / 12.140H /

N0401064 SCREW

PARAFUSO SUP. FILTRO M14X1,5X4,0
017780
N0401064



UNIVERSAL TODOS VEICULOS /

N10023901 SCREW C 5.8 M 8 X 90 X 1.

PARAF. SEXT. 5.8 M8 X 90 X 1.25
005257
N10023901



TODOS MODELOS /

NF058721AB SCREW 5/8 - 11 X 2.0

PARAFUSO SEXT. 5.8 - 11 X 2.0
005215
NF058721AB



TODOS MODELOS /

NF058725AB SCREW 5/8 - 11 X 3.0

PARAFUSO SEXTAVADO 5/8 - 11 X 3.0
005216
NF058725AB



UNIVERSAL TODOS VEICULOS /

NFE602208C SCREW M 8 X 27 X 1.25

PARAF. SEXT. C/PONTA M8 X 27 X 1.25
005213
NFE602208C



TODOS MODELOS /

NFE602373C SCREW C 8.8 M 10 X 25 X 1.

PARAFUSO SEXT. 8.8 M10 X 25 X 1.50
005247
NFE602373C



TODOS MODELOS /

NFE800817E SCREW M 6 X 10 X 1.00

PARAFUSO SEXT. M6 X 10 X 1.00
005246
NFE800817E



TODOS MODELOS /

NFN601218AB SCREW M 8 X 65 X 1.25

PARAFUSO SEXT. M8 X 65 X 1.25
005245
NFN601218AB



UNIVERSAL TODOS VEICULOS /

T14525873 SCREW

PARAF. MANCAL CARC. DIFERENCIAL M16X2,
014497
T14525873
082460



12.140T / 12.170BT / 12.180 / 13.150 / 13.170 / 13.180 / 14.150 / 15.180 / 14.170BT / 14.180 / 14.

TAF253227 SCREW ENGINE BRAKE

PARAF. SUPORTE FREIO MOTOR M8X16 (8.8)
017705
TAF253227
2RK109687A
TJG253227



7.100 / 8.100 / 8.140 / 8.140CO / 8.140CE / L.80 / 14.220 / 16.170 / 16.180CO / 16.210CO / 16.220 /

TAR411233A BEAM SPRING GABLE -

PARAF. ESPIGAO FEIXE MOLA TRASEIRO
004401
TAR411233A



6.90 / 7.90S / 7.110S /

TH7299255 SCREW ENGINE BRAKE

PARAF. BORBOLETA FREIO MOTOR M6X16 (8.
017704
TH7299255



7.100 / 8.100 / 8.140 / 8.140CO / 8.140CE / L.80 / 14.220 / 16.170 / 16.180CO / 16.210CO / 16.220 /

TJG521153 SCREW

PARAFUSO CARDA
007329
TJG521153
F4HT4N272AA



7.90S / 8.140 / 12.140 / 14.150 / 16.170 / 16.220 /

TMG521153 SCREW

PARAFUSO CARDA
007327
TMG521153



8.140 / 8.140CO / 8.140CE / L.80 / 12.140T / 12.170BT / 14.170BT / 14.220 / 16.180CO / 16.

1.75 PEDAL

PEDALS

TJG721139 BRAKE PEDAL

PEDAL FREIO
004098
TJG721139



7.100 / 8.100 / 8.140 / 14.200 / 16.170 / 16.220 /
24.250 / 35.300 / 12.140H / 14.150 / 14.220 / 16.

1.76 PINO

PIN

2P0321143 PIN CUP

PINO COPO
011575
2P0321143



8.150E / 8.150 / 9.150E / 8.120 / 5.140 MWM
DELIVERY / 8.150MWM DELIVERY /

2P0407361 STEERING KNUCKLE AXLE

PINO MANGA EIXO SIFCO - 33,00 X 157,7 (STD)
018950
2P0407361



5.140 MWM DELIVERY / 8.150 MWM DELIVERY /
8.150 EOD / 5.140 EOD /

2P0407361 10 KING PIN SIFCO - 33,10X157,7

PINO MANGA EIXO SIFCO - 33,10 X 157,7 (0,10)
018951
2P0407361 10



5.140 MWM DELIVERY / 8.150 MWM DELIVERY /
8.150 EOD / 5.140 EOD /

2P0407361 20 KING PIN SIFOC - 33,20X157,7

PINO MANGA EIXO SIFCO - 33,20 X 157,7 (0,20)
018952
2P0407361 20



5.140 MWM DELIVERY / 8.150 MWM DELIVERY /
5.140 EOD / 8.150 EOD /

2P0407361 30 KING PIN SIFOC - 33,30X157,7

PINO MANGA EIXO SIFCO - 33,30 X 157,7 (0,30)
018953
2P0407361 30



5.140 MWM DELIVERY / 8.150 MWM DELIVERY /
8.150 EOD / 5.140 EOD /

2P0407361 40 KING PIN SIFOC - 33,40X157,7

PINO MANGA EIXO SIFCO - 33,40 X 157,7 (0,40)
018954
2P0407361 40



5.140 MWM DELIVERY / 8.150 MWM DELIVERY /
8.150 EOD / 5.140 EOD /

2R0311593 KING PIN SPRINGS LOCK

JG. PINOS MOLAS TRAVA EIXO
023438
2R0311593



8.140CO / 8.140CE / 8.150E / 9.150E /

2R0321143A GEARBOX PIN CUP

PINO COPO CX. CAMBIO
011595
2R0321143A
1307306170



9.150OD / 8.120OD / 8.150 OD / 8.150 EOD / 9.
150EOD / 8.150E PLUS / 9.150E CUMMINS

2R0407361010 STEERING KNUCKLE AXLE

PINO MANGA EIXO MERITOR - 31,45 X 180,0 (0,
016908
2R0407361010



7.100 / 8.100 / 8.140 / 8.140CO / 8.140CE / 8.
140CKD / 8.150E / 8.150 / 7.120 / 8.120 / 5.140

2R0407361020 STEERING KNUCKLE AXLE

PINO MANGA EIXO MERITOR - 31,55 X 180,0 (0,
016909
2R0407361020



7.100 / 8.120 / 7.120 / 8.140 / 8.150 / 8.150E / 8.
150EOD / 8.150OD / 9.150OD / 9.150EOD / 8.100 /

2R0407361030 STEERING KNUCKLE AXLE

PINO MANGA EIXO MERITOR - 31,65 X 180,0 (0,
016910
2R0407361030



7.100 / 8.120 / 7.120 / 8.140 / 8.150 / 8.150E / 8.
150EOD / 8.150OD / 9.150OD / 9.150EOD / 8.150

2R0407361A STEERING KNUCKLE AXLE

PINO MANGA EIXO SIFCO - 33,00 X 169,3 (STD)
010334
2R0407361A
500053591A



8.150E / 8.150 / 9.150E / 7.120 / 8.120 / 8.150
MWM DELIVERY / 9.150OD / 8.120OD / 8.150 OD

2R0407361A010 STEERING KNUCKLE AXLE

PINO MANGA EIXO SIFCO - 33,10 X 169,3 (0,10)
016912
2R0407361A010
500053591B



8.150E / 8.150 / 9.150E / 7.120 / 8.120 / 8.150
MWM DELIVERY / 9.150OD / 8.120OD / 8.150 OD

2R0407361A020 STEERING KNUCKLE AXLE

PINO MANGA EIXO SIFCO - 33,20 X 169,3 (0,20)
016913
2R0407361A020
500053591C



8.150E / 8.150 / 9.150E / 7.120 / 8.120 / 8.150
MWM DELIVERY / 9.150OD / 8.120OD / 8.150 OD

2R0407361A030 STEERING KNUCKLE AXLE

PINO MANGA EIXO SIFCO - 33,30 X 169,3 (0,30)
016914
2R0407361A030
500053591D



8.150E / 8.150 / 9.150E / 7.120 / 8.120 / 8.150
MWM DELIVERY / 9.150OD / 8.120OD / 8.150 OD

2R0407361A040 STEERING KNUCKLE AXLE

PINO MANGA EIXO SIFCO - 33,40 X 169,3 (0,40)
016915
2R0407361A040
500053591E



7.120 / 8.120 / 8.150 / 8.150E / 9.150E / 8.150
EOD / 9.150EOD / 8.150 MWM DELIVERY / 8.

1.76 PINO PIN

2R0407361STD STEERING KNUCKLE AXLE

PINO MANGA EIXO MERITOR - 31,35 X 180,0
007452
2R0407361STD
2R0407687STD
2R0407687
2R0407361
VA021PSTD



7.100 / 8.100 / 8.140 / 8.140CO / 8.140CE / 8.140CKD / 8.150E / 8.150 / 7.120 / 8.120 / 5.140

2R4407361 STEERING KNUCKLE AXLE

PINO MANGA EIXO MERITOR - 31,75 X 180,0
016911
2R4407361



8.150 / 9.150EOD / 9.150 WORKER /

2RD398031 AXLE LOCK SPRING PIN

JOGO PINOS MOLAS TRAVA EIXO
005713
2RD398031
2RD311995F
2RD311995E



7.100 / 8.100 / 8.140 / 8.140CO / 8.140CE / L.80 / 8.140CKD / 7.110 / 8.150 / 7.120 / 8.120 / 9.

2RD407687010 STEERING KNUCKLE AXLE

PINO MANGA EIXO - 28,75 X 181,5 (0,10)
007440
2RD407687010
VA069P010
VA017P010
T06407687010



7.100 / 8.100 / 8.140 / 8.140CO / 8.140CE / L.80 / 8.140CKD / 6.90 / 7.90S / 7.110S / 8.150 / 7.120 /

2RD407687020 STEERING KNUCKLE AXLE

PINO MANGA EIXO - 28,85 X 181,5 (0,20)
007441
2RD407687020
VA069P020
VA017P020
T06407687020



7.100 / 8.100 / 8.140 / 8.140CO / 8.140CE / 8.140CKD / 6.90 / 7.90S / 7.110S / 7.120 / 8.120 / 6.

2RD407687030 STEERING KNUCKLE AXLE

PINO MANGA EIXO - 28,95 X 181,5 (0,30)
007442
2RD407687030
VA069P030
VA017P030
T06407687030



7.100 / 8.100 / 8.140 / 8.140CO / 8.140CE / 8.140CKD / 6.90 / 7.90S / 7.110S / 7.120 / 8.120 / 6.

2RD407687STD STEERING KNUCKLE AXLE

PINO MANGA EIXO - 28,65 X 181,5 (STD)
007439
2RD407687STD
2RD407687
VA069PSTD
VA017PSTD
T06407687STD
T06407687



7.100 / 8.100 / 8.140 / 8.140CO / 8.140CE / 8.140CKD / 6.90 / 7.90S / 7.110S / 7.120 / 8.120 / 6.

2TD407687 STEERING KNUCKLE AXLE

PINO MANGA EIXO MERITOR - 40,80 X 225,0
010340
2TD407687
085239



12.140T / 12.170BT / 12.140H / 13.170E / 13.180E / 13.190 / 13.170 / 13.150 / 13.180 /

2TD407687 10 STEERING KNUCKLE AXLE

PINO MANGA EIXO MERITOR - 40,90 X 225,0 (0,
019359
2TD407687 10



12.140T / 12.170BT / 12.140H / 13.170E / 13.180E / 13.190 / 13.170 / 13.150 / 13.180 /

2TD407687 20 STEERING KNUCKLE AXLE

PINO MANGA EIXO MERITOR - 41,00 X 225,0 (0,
019360
2TD407687 20



12.140T / 12.170BT / 13.150 / 13.180 / 13.190 / 12.140H / 13.170E / 13.180E / 13.170 /

2TD407687 30 STEERING KNUCKLE AXLE

PINO MANGA EIXO MERITOR - 41,10 X 225,0 (0,
019361
2TD407687 30



12.140T / 12.170BT / 12.140H / 13.170E / 13.180E / 13.190 / 13.170 / 13.150 / 13.180 /

T11407687 STEERING KNUCKLE AXLE

PINO MANGA EIXO MERITOR - 40,80 X 233,0
010346
T11407687



12.140H / 12.170BT / 12.140T / 11.130 / 11.140 / 14.140 / 13.130 /

T11407687 10 STEERING KNUCKLE AXLE

PINO MANGA EIXO MERITOR - 40,90 X 233,0 (0,
019356
T11407687 10



12.140H / 12.170BT / 12.140T / 11.130 / 11.140 / 14.140 / 13.130 /

T11407687 20 STEERING KNUCKLE AXLE

PINO MANGA EIXO MERITOR - 41,00 X 233,0 (0,
019357
T11407687 20



12.140T / 12.170BT / 12.140H / 11.130 / 13.130 / 14.140 / 11.140 /

T11407687 30 STEERING KNUCKLE AXLE

PINO MANGA EIXO MERITOR - 41,10 X 233,0 (0,
019358
T11407687 30



12.140T / 12.170BT / 12.140H / 11.130 / 13.130 / 14.140 / 11.140 /

T11711291 TRANSMISSION LEVER PIN

PINO ALAVANCA CAMBIO
005129
T11711291



6.90 / 11.130 / 13.130 /

T13311995A PIN

PINO ELASTICO GARFO CX. CAMBIO
013590
T13311995A
14J001818



14.170BT / 12.140T / 16.170 / 12.170BT / 7.90S / 7.110S / 11.130 / 13.130 / 11.140 / 12.140 / 14.

T16407687 STEERING KNUCKLE AXLE

PINO MANGA EIXO SIFCO - 45,55 X 264,5 (STD)
006823
T16407687
2S0407361A



12.180 / 14.150 / 14.170BT / 14.180 / 14.220 / 16.170 / 16.220 / 16.300 / 24.250 / 35.300 / 40.300 /

T16407687 10 STEERING KNUCKLE AXLE

PINO MANGA EIXO SIFCO - 45,65 X 264,5 (0,10)
006870
T16407687 10
2S0407361A 10



12.180 / 14.150 / 14.170BT / 14.180 / 14.220 / 16.170 / 16.220 / 16.300 / 24.250 / 35.300 / 40.300 /

T16407687 20 STEERING KNUCKLE AXLE

PINO MANGA EIXO SIFCO - 45,75 X 264,5 (0,20)
006871
T16407687 20
2S0407361A 20



16.210 / 12.180 / 14.150 / 14.170BT / 14.180 / 14.200 / 14.220 / 16.170 / 16.200 / 16.220 / 16.300 /

T16407687 30 STEERING KNUCKLE AXLE

PINO MANGA EIXO SIFCO - 45,85 X 264,5 (0,30)
016907
T16407687 30
2S0407361A 30



12.180 / 14.150 / 14.170BT / 14.180 / 14.220 / 16.170 / 16.220 / 16.300 / 24.250 / 35.300 / 40.300 /

T16407687A STEERING KNUCKLE AXLE

PINO MANGA EIXO BRAS - 45,55 X 256,5 (STD)
006872
T16407687A
085212



12.180 / 14.150 / 14.170BT / 14.180 / 14.220 / 16.170 / 16.180CO / 16.210CO / 16.220 / 16.300 / 17.

T16407687A 10 STEERING KNUCKLE AXLE

PINO MANGA EIXO BRAS - 45,65 X 256,5 (0,10)
006873
T16407687A 10



12.180 / 14.150 / 14.170BT / 14.180 / 14.220 / 16.170 / 16.180CO / 16.210CO / 16.220 / 16.300 / 17.

T16407687A 11 STEERING KNUCKLE AXLE

PINO MANGA EIXO BRAS - 45,70 X 256,5 (0,10)
027284
T16407687A 11



1.77 PINO PIN

T16407687A 20 STEERING KNUCKLE AXLE

PINO MANGA EIXO BRAS - 45,75 X 256,5 (0,20)
006874
T16407687A 20



/ 14.200 / 14.150 / 14.220 / 16.170 / 16.220 / 16.300 / 14.170BT / 12.180 / 14.180 / 16.180CO / 16.

T16407687A 30 STEERING KNUCKLE AXLE

PINO MANGA EIXO BRASEIXOS - 45,85 X 256,5
016906
T16407687A 30



12.180 / 14.150 / 14.170BT / 14.180 / 14.220 / 16.170 / 16.180CO / 16.210CO / 16.220 / 16.300 / 17.

TJG141883 PIN

PINO ESFERICO GARFO EMBREAGEM
011201
TJG141883
2R0311613



7.100 / 8.100 / 8.140 / 8.140CO / 8.140CE / L.80 / 12.140T / 8.140CKD / 12.140H / 7.110 / 8.150 / 7.

1.78 PISTA SUPPORT

2P0407545 TRACK BUSHING

PISTA BUCHA CHIME
018956
2P0407545



8.150 MWM DELIVERY / 5.140 EOD / 8.150 EOD / 5.140 MWM DELIVERY /

2R0407545 STEERING KNUCKLE

PISTA BUCHA CHIME
019835
2R0407545



7.100 / 8.100 / 8.140 / 8.140CO / 8.140CE / 8.140CKD / 8.150E / 8.150 / 9.150E / 7.120 / 8.120 /

T06407545 BUSHING

PISTA BUCHA CHIME
019831
T06407545



6.80 / 6.90 / 7.90S / 7.110S / 7.100 / 8.140 / 8.100 / L.80 /

T11407545 BUSHING

PISTA BUCHA CHIME
019833
T11407545



11.130 / 13.130 / 14.140 / 11.140 / 12.140T / 12.170BT / 12.140H /

T16407545 BUSHING

PISTA BUCHA CHIME
019837
T16407545



14.150 / 14.170BT / 14.220 / 16.170 / 16.220 / 16.300 / 24.250 / 35.300 / 40.300 / 16.220 LEITO /

1.79 PISTAO PISTON

TJG311733 TRANSMISSION BRAKE

PISTAO FREIO TRANSMISSAO
005109
TJG311733



16.300 / 24.250 / 35.300 / 40.300 / 35.300H / 40.300 LEITO / 17.300 / 26.300 / 17.310 / 26.220 /

1.80 POLIA PULLEY

2R0903119A FAN BELT PULLEY

POLIA ESTIC. CORREIA
018036
2R0903119A
2R0903119E



7.110 / 7.120 / 8.120 / 8.150 / 8.120OD / 8.150 OD / 9.150OD / 13.150 / 13.190 / 23.210 / 15.190 / 17.

2R0903119B FAN BELT PULLEY

POLIA ESTIC. CORREIA
018035
2R0903119B



17.250E / 23.250E / 24.250E / 8.150E / 13.170E / 15.170E / 15.190E / 9.150E / 15.180E / 13.180E /

2R0903119C PULLEY TENSOR BELT

POLIA ESTIC. CORREIA
018038
2R0903119C
961003810104
2P0903119B



15.180EOD / 15.190EOD / 26.260E / 31.260E / 26.260 CONSTELLATION / 31.260

2R0903119D PULLEY FAN BELT

POLIA ESTIC. CORREIA
018033
2R0903119D
961003800014



13.170E / 15.170E / 13.180E / 15.180E / 15.190E / 15.180EOD / 15.190EOD / 17.260EOT / 18.

1.80 POLIA PULLEY

2T0105253B CRANK SHAFT PULLEY

POLIA VIRABREQUIM
014033
2T0105253B
4896773
3999913
2R0105253
BG5X6312A



8.150E / 9.150E CUMMINS DELIVERY / 17.250E / 23.250E / 24.250E / 13.170E / 15.170E / 8.

2T0903165 FAN BELT PULLEY

POLIA ESTIC. CORREIA
018034
2T0903165
3971876
2T0903119



8.150E / 17.250E / 17.220 / 17.310 / 18.310 / 26.260 / 26.310 / 13.170E / 15.170E / 23.250E / 15.

TRA903119 FAN BELT PULLEY

POLIA ESTIC. CORREIA
018037
TRA903119
3352874



7.100 / 8.100 / 8.120 / 8.150 / 9.150OD / 8.140 / 8.140CO / 8.140CE / L.80 / 12.140T / 12.170BT /

1.81 PONTEIRA PROTECTIVE

2P0253121A MUFFLER

SILENCIOSO
018278
2P0253121A



5.140 MWM DELIVERY / 8.150 MWM DELIVERY /

2P0253683 TUBE

PONTEIRA SILENCIOSO SAIDA LATERAL
018280
2P0253683



5.140 MWM DELIVERY / 8.150 MWM DELIVERY /

2RD253683 TUBE

PONTEIRA TRAS. SILENCIOSO
018288
2RD253683



7.100 / 8.100 / 8.120 / 8.150 / 9.150OD / 8.140 / 8.140CO / 8.140CE / 12.140T / 13.150 / 8.140CKD /

1.82 PORCA NUT

2RD407672 FRONT WHEEL CASTLE

PORCA CASTELO RODA DIANTEIRA
005665
2RD407672
088450



7.100 / 8.100 / 8.140 / 8.140CO / 8.140CE / L.80 / 8.140CKD / 6.90 / 7.90S / 7.110S / 7.110 / 7.90 /

2RR399181 NUT

PORCA HASTE ROSCA ESQ. CX CAMBIO
018032
2RR399181
020926



16.300 / 24.250 / 35.300 / 40.300 / 26.260 / 26.310 / 26.220 / 31.260 / 31.310 / 26.260E / 31.260E /

2RR599213 SCREW NUT "V" SUSP. 6X4

PORCA PARAF. TIRANTE "V" SUSP.6X4
012348
2RR599213



24.250 / 24.220 / 26.260 / 26.310 / 26.220 / 31.260 / 31.310 / 26.260E / 31.260E / 26.260

N011004 NUT 13

PORCA SEXTAVADA LINHA METRICA DIN 13
004381
N011004



UNIVERSAL TODOS VEICULOS /

N0110212 DOUBLE NUT CLASS 2B

PORCA SEXTAVADA DUPLA CLASSE 2B
004374
N0110212



UNIVERSAL TODOS VEICULOS /

N0111862 LOCK NUT WITH NYLON

PORCA SEXT. A. TRAVANTE C/ NYLON
004386
N0111862



UNIVERSAL TODOS VEICULOS /

N0221461 LOCK NUT CLASS 8 M8 X 1.

PORCA SEXT. A. TRAV. CL. 8 M8 X 1.25
005261
N0221461



UNIVERSAL TODOS VEICULOS /

N0221491 NUT

PORCA SEXT. A. TRAVANTE ZINCADA
004384
N0221491



UNIVERSAL TODOS VEICULOS /

NF033850AB NUT DEGREE 8 CLASS 2B

PORCA SEXTAVADA GRAU 8 CLASSE 2B
004376
NF033850AB



UNIVERSAL TODOS VEICULOS /

NF055718AB NUT

PORCA SEXTAVADA DE TORQUE ZINCADA
004373
NF055718AB



UNIVERSAL TODOS VEICULOS /

NF386180AB LOCK NUT

PORCA SEXT. ROSCA UNF 7/16-20 FIOS
012390
NF386180AB



UNIVERSAL TODOS VEICULOS /

NF386478AA LOCK NUT

PORCA SEXT. 1/4"
007644
NF386478AA



7.100 / 8.100 / 8.140 / 8.140CO / 8.140CE / 12.140T / 12.170BT / 12.180 / 14.150 / 14.170BT /

1.82 PORCA

NUT

NFE826238KA NUT

PORCA SEXT. LINHA METR. CLASSE 8
004382
NFE826238KA



UNIVERSAL TODOS VEICULOS /

NFN620481DF NUT

PORCA SEXT. LINHA METRICA CLASSE 8
004383
NFN620481DF
WHT005132
N620481S36



12.170BT / 12.180 / 14.150 / 14.170BT / 14.180 /
14.220 / 16.220 / 16.300 / 24.250 / 35.300 / 40.300

T06599517 NUT

PORCA SEXTAVADA DE TORQUE ZINCADA
004370
T06599517



UNIVERSAL TODOS VEICULOS /

T11407751 NUT

PORCA CHAVETA MANGA EIXO
007853
T11407751
088029



12.140T / 12.170BT / 12.180 / 14.150 / 14.170BT
/ 14.180 / 14.220 / 16.180CO / 16.210CO / 17.

T11407759 NUT 5/8X18 UNF

PORCA PO 5/8X18 UNF
020265



12.140T / 12.170BT / 12.140H / 13.170E / 13.
180E / 13.190 / 13.170 / 13.150 / 13.180

T14501275 NUT 5/8X18 UNF

PORCA PO 5/8X18 UNF
018457
T14501275
088019



12.180 / 14.150 / 14.170BT / 14.180 / 14.220 / 16.
170 / 16.220 / 16.300 / 24.250 / 35.300 / 40.300 /

TE3145903A COMPRESSOR FIXATION

PORCA FIX. COMPR. CLASSE 8 M12 X 1.75
005256
TE3145903A
2T0145903



14.220 / 16.170 / 16.220 / 16.300 / 24.250 / 35.300
/ 40.300 / 16.220 LEITO / 35.300H /

TE3607473 NUT ZH CLASS 2B

PORCA SEXTAVADA ZH CLASSE 2B
004375
TE3607473
800552
2TA607473
NL2101Z



8.150E / 17.250E / 7.100 / 8.100 / 8.120 / 8.150 /
9.150OD / 8.140 / 8.140CO / 8.140CE / L.80 / 12.

TJG145457 TURBINE STUD NUT

PORCA PRISIONEIRO TURBINA
012699
TJG145457
3818824



12.170BT / 14.170BT / 14.220 / 16.170 / 16.220 /
16.300 / 24.250 / 35.300 / 40.300 / 16.200 / 18.310

TJG399181A NUT

PORCA HASTE ROSCA DIR. CX CAMBIO
018031
TJG399181A
X9802



16.300 / 24.250 / 35.300 / 40.300 / 26.260 / 26.310
/ 26.220 / 31.260 / 31.310 / 26.260E / 31.260E /

TJG915415 WING NUT

PORCA BORBOLETA
018230
TJG915415



14.200 / 12.140H / 14.150 / 14.220 / 16.170 / 16.
220 / 16.220 LEITO / 24.220 / 24.250 / 35.300 /

TMG525231 NUT

PORCA CAIXA SATELITE L.D.
018120
TMG525231
003269



16.210CO / 17.300 / 17.210 / 17.310 / 17.220 / 23.
210 / 23.220 / 23.310 / 18.310OT / 17.240OT / 17.

1.83 PORTA-OBJETO

OBJECT HOLDER

85HBE23862AB STORAGE COMPARTMENT

PORTA OBJETOS PORTA L.D.
011958
85HBE23862AB



1.84 PRESILHA

CLAMP

133857119 GLOVE COMPARTMENT

PRESILHA TRAVA PORTA LUVA
005198
133857119



14.200 / 12.140H / 14.150 / 16.170 / 16.220 / 16.
220 LEITO / 24.220 / 35.300 / 35.300 LEITO /

1.85 PRISIONEIRO DE ACO STEEL STUD

T11129863 EXHAUST MANIF. STUD - 10

PRIS. COLETOR ESCAPE - 10MM X 57MM
005664
T11129863
922903510014



12.140H / 11.130 / 13.130 / 11.140 / 12.140 /

T12501224 BOLT WHEEL HUB REAR

PRIS. CUBO RODA TRASEIRA
018462
T12501224



12.140T / 12.170BT / 12.180 / 13.150 / 13.170 /
13.180 / 12.140H / 13.170E / 13.180E / 13.180E

TJG145455 STUD M10 X 1,5 X 42

PRISIONEIRO ACO TURBINA
012698
TJG145455
3818823



17.250E / 12.170BT / 13.170 / 13.190 / 14.170BT
/ 14.220 / 15.170 / 16.170 / 16.200 / 16.220 / 17.

TL7129863 STUD

PRISIONEIRO COLETOR ADMISSAO
012887
TL7129863
602011081030
TAE130113



7.110S / 7.100 / 8.100 / 8.120 / 8.150 / 9.150OD /
8.140 / 8.140CO / 8.140CE / L.80 / 12.140T / 12.

1.86 PROTETOR PROTECTOR

2RG863521 INTERNAL FINISHING L.H.

PROTETOR CALOR L.E.
015925
2RG863521



14.220 / 16.170 / 16.220 / 16.220 LEITO / 24.250 /
12.170BT / 16.300 / 35.300 / 35.300 LEITO / 14.

2RG863522 INTERNAL FINISHING R.H.

PROTETOR CALOR L.D.
015924
2RG863522



14.220 / 16.170 / 16.220 / 16.220 LEITO / 24.250 /
12.170BT / 16.300 / 35.300 / 35.300 LEITO / 14.

1.87 RELE RELAYS

TJG953277 TRAFFIC WARNING LAMP

RELE LUZES EMERGENCIA
004957
TJG953277
1119532272



6.90 / 7.90S / 7.110 /

1.88 REPARO MANGA DE EIXO KING PIN REPAIR KIT

2P0498629 KING PIN SET =SIFCO= 33,

REP. MANGA CPL. P/1LD =SIFCO= 33,00X157,7
018957
2P0498629



5.140 MWM DELIVERY / 8.150EOD / 5.140 EOD /
8.150MWM DELIVERY /

2P0498629 10 KING PIN SET =SIFCO= 33,

REP. MANGA CPL. P/1LD =SIFCO= 33,10X157,7
018958
2P0498629 10



5.140 MWM DELIVERY / 8.150EOD / 5.140 EOD /
8.150MWM DELIVERY /

2P0498629 20 KING PIN SET =SIFCO= 33,

REP. MANGA CPL. P/1LD =SIFCO= 33,20X157,7
018959
2P0498629 20



5.140 MWM DELIVERY / 8.150 MWM DELIVERY /
8.150 EOD / 5.140 EOD /

2P0498629 30 KING PIN SET =SIFCO= 33,

REP. MANGA CPL. P/1LD =SIFCO= 33,30X157,7
018960
2P0498629 30



5.140 MWM DELIVERY / 8.150 MWM DELIVERY /
8.150 EOD / 5.140 EOD /

2P0498629 40 KING PIN SET =SIFCO= 33,

REP. MANGA CPL. P/1LD =SIFCO= 33,40X157,7
018961
2P0498629 40



5.140 MWM DELIVERY / 8.150 MWM DELIVERY /
8.150 EOD / 5.140 EOD /

2P0498629CH KING PIN SET =SIFCO= 33,

REP. MANGA CPL. P/1LD =SIFCO= 33,00X157,7
019820
2P0498629CH



5.140 MWM DELIVERY / 8.150EOD / 5.140 EOD /
8.150MWM DELIVERY /

2P0498629CH 10 KING PIN SET =SIFCO= 33,

REP. MANGA CPL. P/1LD =SIFCO= 33,10X157,7
019821
2P0498629CH
10



5.140 MWM DELIVERY / 8.150EOD / 5.140 EOD /
8.150MWM DELIVERY /

2P0498629CH 20 KING PIN SET =SIFCO= 33,

REP. MANGA CPL. P/1LD =SIFCO= 33,20X157,7
019822
2P0498629CH
20



5.140 MWM DELIVERY / 8.150EOD / 5.140 EOD /
8.150MWM DELIVERY /

1.88 REPARO MANGA DE EIXO

KING PIN REPAIR KIT

2P0498629CH 30 KING PIN SET =SIFCO= 33,
REP. MANGA CPL. P/1LD.=SIFCO= 33,30X157,7
019823
2P0498629CH
30

5.140 MWM DELIVERY / 8.150EOD / 5.140 EOD / 8.150MWM DELIVERY /

2P0498629CH 40 KING PIN SET =SIFCO= 33,
REP. MANGA CPL. P/1LD.=SIFCO= 33,40X157,7
019824
2P0498629CH
40

5.140 MWM DELIVERY / 8.150EOD / 5.140 EOD / 8.150MWM DELIVERY /

2R0498629A KING PIN KIT =SIFCO= 33,
REP. MANGA CPL. P/1LD.=SIFCO= 33,00X169,3
010318
2R0498629A
2RF498629

8.100 / 8.150E / 8.150 / 9.150E / 7.120 / 8.120 / 8.150 MWM DELIVERY / 9.150OD / 8.120OD / 8.150

2R0498629A 10 KING PIN KIT =SIFCO= 33,
REP. MANGA CPL. P/1LD.=SIFCO= 33,10X169,3
017692
2R0498629A 10
2RF498629 10

8.100 / 8.150E / 8.150 / 9.150E / 7.120 / 8.120 / 8.150 MWM DELIVERY / 9.150OD / 8.120OD / 8.150

2R0498629A 20 KING PIN KIT =SIFCO= 33,
REP. MANGA CPL. P/1LD.=SIFCO= 33,20X169,3
017693
2R0498629A 20
2RF498629 20

8.100 / 8.150E / 8.150 / 9.150E / 7.120 / 8.120 / 8.150 MWM DELIVERY / 9.150OD / 8.120OD / 8.150

2R0498629A 30 KING PIN KIT =SIFCO= 33,
REP. MANGA CPL. P/1LD.=SIFCO= 33,30X169,3
017694
2R0498629A 30
2RF498629 30

8.100 / 8.150E / 8.150 / 9.150E / 7.120 / 8.120 / 8.150 MWM DELIVERY / 9.150OD / 8.120OD / 8.150

2R0498629A 40 KING PIN KIT =SIFCO= 33,
REP. MANGA CPL. P/1LD.=SIFCO= 33,40X169,3
018933
2R0498629A 40
2RF498629 40

8.100 / 8.150E / 8.150 / 9.150E / 7.120 / 8.120 / 8.150 MWM DELIVERY / 9.150OD / 8.120OD / 8.150

2R0498629ACH 0 KING PIN KIT =SIFCO= 33,
REP. MANGA CPL. P/1LD.=SIFCO= 33,00=STD=
019870
2R0498629ACH
0

8.100 / 8.150E / 8.150 / 9.150E / 7.120 / 8.120 / 8.150 MWM DELIVERY / 9.150OD / 8.120OD / 8.150

2R0498629ACH 10 KING PIN KIT =SIFCO= 33,
REP. MANGA CPL. P/1LD.=SIFCO= 33,10 =0,10=
019871
2R0498629ACH
10

8.100 / 8.150E / 8.150 / 9.150E / 7.120 / 8.120 / 8.150 MWM DELIVERY / 9.150OD / 8.120OD / 8.150

2R0498629ACH 20 KING PIN KIT =SIFCO= 33,
REP. MANGA CPL. P/1LD.=SIFCO= 33,20 =0,20=
019872
2R0498629ACH
20

8.100 / 8.150E / 8.150 / 9.150E / 7.120 / 8.120 / 8.150 MWM DELIVERY / 9.150OD / 8.120OD / 8.150

2R0498629ACH 30 KING PIN KIT =SIFCO= 33,
REP. MANGA CPL. P/1LD.=SIFCO= 33,30 =0,30=
019873
2R0498629ACH
30

8.100 / 8.150E / 8.150 / 9.150E / 7.120 / 8.120 / 8.150 MWM DELIVERY / 9.150OD / 8.120OD / 8.150

2R0498629ACH 40 KING PIN KIT =SIFCO= 33,
REP. MANGA CPL. P/1LD.=SIFCO= 33,40 =0,40=
019874
2R0498629ACH
40

8.100 / 8.150E / 8.150 / 9.150E / 7.120 / 8.120 / 8.150 MWM DELIVERY / 9.150OD / 8.120OD / 8.150

2R0498629G 0 KING PIN KIT =SIFCO= 33,
REP. MANGA CPL. P/1LD.=SIFCO= 33,00X169,3
024044
2R0498629G 0

8.150 EOD / 9.150EOD / 9.160 OD / 8.160 OD
EURO V / 9.160 OD EURO V / 5.150 OD EURO V /

2R0498629G 10 KING PIN KIT =SIFCO= 33,
REP. MANGA CPL. P/1LD.=SIFCO= 33,10X169,3
024045
2R0498629G 10

9.160 OD / 9.150EOD / 8.150 EOD /

2R0498629G 20 KING PIN KIT =SIFCO= 33,
REP. MANGA CPL. P/1LD.=SIFCO= 33,20X169,3
024046
2R0498629G 20

8.150 EOD / 9.150EOD / 9.160 OD /

2R0498629G 30 KING PIN KIT =SIFCO= 33,
REP. MANGA CPL. P/1LD.=SIFCO= 33,30X169,3
024047
2R0498629G 30

8.150 EOD / 9.150EOD / 9.160 OD /

2R0498629G 40 KING PIN KIT =SIFCO= 33,
REP. MANGA CPL. P/1LD.=SIFCO= 33,40X169,3
024048
2R0498629G 40

8.150 EOD / 9.150EOD / 9.160 OD /

2R0498629GCH 0 KING PIN KIT =SIFCO= 33,
REP. MANGA CPL. P/1LD.=SIFCO= 33,00X169,3
024141
2R0498629GCH
0

8.150 EOD / 9.150EOD / 9.160 OD /

2R0498629GCH 10 KING PIN KIT =SIFCO= 33,
REP. MANGA CPL. P/1LD.=SIFCO= 33,10X169,3
024142
2R0498629GCH
10

8.150 EOD / 9.150EOD / 9.160 OD /

2R0498629GCH 20 KING PIN KIT =SIFCO= 33,
REP. MANGA CPL. P/1LD.=SIFCO= 33,20X169,3
024143
2R0498629GCH
20

8.150 EOD / 9.150EOD / 9.160 OD /

2R0498629GCH 30 KING PIN KIT =SIFCO= 33,
REP. MANGA CPL. P/1LD.=SIFCO= 33,30X169,3
024144
2R0498629GCH
30

8.150 EOD / 9.150EOD / 9.160 OD /

2R0498629GCH 40 KING PIN KIT =SIFCO= 33,
REP. MANGA CPL. P/1LD.=SIFCO= 33,40X169,3
024145
2R0498629GCH
40

9.160 OD / 8.150 EOD / 9.150EOD /

2R4498629 KING PIN KIT =MERITOR=
REP. MANGA CPL. P/1LD.=MERITOR= 31,75MM
024383
2R4498629

9.150 WORKER / 8.150 EOD EIXO BITOLA MODIFICADA / 9.150 EOD EIXO BITOLA MODIFICADA /

2R4498629CH KING PIN KIT =MERITOR=
REP. MANGA CPL. P/1LD.=MERITOR= 31,75MM
024387
2R4498629CH

8.150 EOD EIXO BITOLA MODIFICADA / 9.150 EOD EIXO BITOLA MODIFICADA /

1.88 REPARO MANGA DE EIXO
KING PIN REPAIR KIT

<p>2T0498445A KING PIN SET REP. MANGA CPL.P/1LD 120MM STD 027963 2T0498445A</p>  <p>17.250E CONSTELLATION / 19.320E CONSTELLATION / 25.320E CONSTELLATION /</p>	<p>2T0498445A 20 KING PIN SET REP. MANGA CPL.P/1LD 120MM 45,75X264,5 027977 2T0498445A 20</p> 	<p>2T0498445A C2 KING PIN SET REP. MANGA CPL.CHAVETA LONGA PINO 028388 2T0498445A C2</p> 	<p>2T0498445A C3 KING PIN SET REP. MANGA CPL.CHAVETA LONGA PINO 028389 2T0498445A C3</p> 
<p>2T0498445A CS KING PIN SET REP. MANGA CPL.CHAVETA LONGA PINO 028386 2T0498445A CS</p> 	<p>2T0498445A X0 KING PIN SET REP. MANGA CPL.P/1LD 120MM STD (S/ 027975 2T0498445A X0</p> 	<p>2T0498445A X1 KING PIN SET REP. MANGA CPL.P/1LD 120MM 45,65X264,5 (S/ 027979 2T0498445A X1</p> 	<p>2T0498445A X2 KING PIN SET REP. MANGA CPL.P/1LD 120MM 45,75X264,5 (S/ 027980 2T0498445A X2</p> 
<p>2TD498629 KING PIN SET 40,80X225, REP. MANGA CPL. P/1LD.=MERITOR= 40, 010319 2TD498629 805795</p>  <p>13.170E / 15.170E / 13.190 / 13.170 / 13.150 / 13.180 /</p>	<p>2TD498629 10 KING PIN SET 40,90X225, REP. MANGA CPL. P/1LD.=MERITOR= 40, 019369 2TD498629 10 805795 10</p>  <p>13.170E / 15.170E / 13.190 / 13.170 / 13.150 / 13.180 /</p>	<p>2TD498629 20 KING PIN SET 41,00X225, REP. MANGA CPL. P/1LD.=MERITOR= 41, 019370 2TD498629 20 807795 20</p>  <p>13.170E / 15.170E / 13.190 / 13.170 / 13.150 / 13.180 /</p>	<p>2TD498629 30 KING PIN SET 41,10X225, REP. MANGA CPL. P/1LD.=MERITOR= 41, 019371 2TD498629 30 805795 30</p>  <p>13.170E / 15.170E / 13.190 / 13.170 / 13.150 / 13.180 /</p>
<p>2TD498629CH 0 KING PIN SET 40,80X225MM REP. MANGA CPL. P/1LD.=MERITOR= 40, 019858 2TD498629CH 0</p>  <p>13.170E / 15.170E / 13.190 / 13.170 / 13.150 / 13.180 /</p>	<p>2TD498629CH 10 KING PIN SET 40,90X225MM REP. MANGA CPL. P/1LD.=MERITOR= 40, 019859 2TD498629CH 10</p>  <p>13.170E / 15.170E / 13.190 / 13.170 / 13.150 / 13.180 /</p>	<p>2TD498629CH 20 KING PIN SET 41,00X225MM REP. MANGA CPL. P/1LD.=MERITOR= 41, 019860 2TD498629CH 20</p>  <p>13.170E / 15.170E / 13.190 / 13.170 / 13.150 / 13.180 /</p>	<p>2TD498629CH 30 KING PIN SET 41,10X225MM REP. MANGA CPL. P/1LD.=MERITOR= 41, 019861 2TD498629CH 30</p>  <p>13.170E / 15.170E / 13.190 / 13.170 / 13.150 / 13.180 /</p>
<p>2V5498619A REPARO MANGA EIXO VW/MAN METEOR 027038 2V5498619A</p> 	<p>2VC498629 KING PIN KIT =MERITOR= REP. MANGA CPL. P/1LD.=MERITOR= 31,35MM 010317 2VC498629 805709 2R0498629</p>  <p>7.100 / 8.100 / 8.140 / 8.140CO / 8.140CE / 8.140CKD / 8.150E / 8.150 / 9.150E / 7.120 / 8.120 /</p>	<p>2VC498629 10 KING PIN KIT =MERITOR= REP. MANGA CPL. P/1LD.=MERITOR= 31,45MM 017695 2VC498629 10 2R0498629 10</p>  <p>7.100 / 8.100 / 8.140 / 8.140CO / 8.140CE / 8.140CKD / 8.150E / 8.150 / 9.150E / 7.120 / 8.120 /</p>	<p>2VC498629 20 KING PIN KIT =MERITOR= REP. MANGA CPL. P/1LD.=MERITOR= 31,55MM 017696 2VC498629 20 2R0498629 20</p>  <p>7.100 / 8.100 / 8.140 / 8.140CO / 8.140CE / 8.140CKD / 8.150E / 8.150 / 9.150E / 7.120 / 8.120 /</p>
<p>2VC498629 30 KING PIN KIT =MERITOR= REP. MANGA CPL. P/1LD.=MERITOR= 31,65MM 017697 2VC498629 30 2R0498629 30</p>  <p>7.100 / 8.100 / 8.140 / 8.140CO / 8.140CE / 8.140CKD / 8.150E / 8.150 / 9.150E / 7.120 / 8.120 /</p>	<p>2VC498629CH 0 KING PIN KIT =MERITOR= REP. MANGA CPL. P/1LD.=MERITOR= 31,35MM 019866 2VC498629CH 0 2R0498629CH 0</p>  <p>7.100 / 8.100 / 8.140 / 8.140CO / 8.140CE / 8.140CKD / 8.150E / 8.150 / 9.150E / 7.120 / 8.120 /</p>	<p>2VC498629CH 10 KING PIN KIT =MERITOR= REP. MANGA CPL. P/1LD.=MERITOR= 31,45MM 019867 2VC498629CH 10 2R0498629CH 10</p>  <p>7.100 / 8.100 / 8.140 / 8.140CO / 8.140CE / 8.140CKD / 8.150E / 8.150 / 9.150E / 7.120 / 8.120 /</p>	<p>2VC498629CH 20 KING PIN KIT =MERITOR= REP. MANGA CPL. P/1LD.=MERITOR= 31,55MM 019868 2VC498629CH 20 2R0498629CH 20</p>  <p>7.100 / 8.100 / 8.140 / 8.140CO / 8.140CE / 8.140CKD / 8.150E / 8.150 / 9.150E / 7.120 / 8.120 /</p>

1.88 REPARO MANGA DE EIXO

KING PIN REPAIR KIT

2VC498629CH 30 KING PIN KIT =MERITOR=

REP. MANGA CPL. P/1LD.=MERITOR= 31,65MM

019869
2VC498629CH
30
2RD498629CH
30

7.100 / 8.100 / 8.140 / 8.140CO / 8.140CE / 8.140CKD / 8.150E / 8.150 / 9.150E / 7.120 / 8.120 /

T06498629 KING PIN KIT 28,65X181,5 =

REP. MANGA CPL. P/1LD.=BRAS= 28,65X181,5

007857
T06498629
805656
2RD498629

7.100 / 8.100 / 8.140 / L.80 / 6.90 / 7.90S / 7.110S / 7.110 / 8.150 / 7.120 / 8.120 / 6.80 /

T06498629 10 KING PIN KIT 28,75X181,5 =

REP. MANGA CPL. P/1LD.=BRAS= 28,75X181,5

017698
T06498629 10
805665 10
2RD498629 10

7.100 / 8.100 / 8.140 / L.80 / 6.90 / 7.90S / 7.110S / 7.110 / 8.150 / 7.120 / 8.120 / 6.80 /

T06498629 20 KING PIN KIT 28,85X181,5 =

REP. MANGA CPL. P/1LD.=BRAS= 28,85X181,5

017699
T06498629 20
805665 20
2RD498629 20

7.100 / 8.100 / 8.140 / L.80 / 6.90 / 7.90S / 7.110S / 7.110 / 8.150 / 7.120 / 8.120 / 6.80 /

T06498629 30 KING PIN KIT 28,95X181,5 =

REP. MANGA CPL. P/1LD.=BRAS= 28,95X181,5

017700
T06498629 30
2RD498629 30

7.100 / 8.100 / 8.140 / L.80 / 6.90 / 7.90S / 7.110S / 7.110 / 8.150 / 7.120 / 8.120 / 6.80 /

T06498629CH 0 KING PIN KIT 28,65X181,5 =

REP. MANGA CPL. P/1LD.=BRAS= 28,65X181,5

019846
T06498629CH 0
2RD498629CH

7.100 / 8.100 / 8.140 / L.80 / 6.90 / 7.90S / 7.110S / 6.80 /

T06498629CH 10 KING PIN KIT 28,75X181,5 =

REP. MANGA CPL. P/1LD.=BRAS= 28,75X181,5

019847
T06498629CH 10
2RD498629CH 10

7.100 / 8.100 / 8.140 / L.80 / 6.90 / 7.90S / 7.110S / 6.80 / 6.90S /

T06498629CH 20 KING PIN KIT 28,85X181,5 =

REP. MANGA CPL. P/1LD.=BRAS= 28,85X181,5

019848
T06498629CH 20
2RD498629CH 20

7.100 / 8.100 / 8.140 / L.80 / 6.90 / 7.90S / 7.110S / 6.80 / 6.90S /

T06498629CH 30 KING PIN KIT 28,95X181,5 =

REP. MANGA CPL. P/1LD.=BRAS= 28,95X181,5

019849
T06498629CH 30
2RD498629CH 30

7.100 / 8.100 / 8.140 / L.80 / 6.90 / 7.90S / 7.110S / 6.80 / 6.90S /

T11498629 AXLE REPAIR KIT

REP. MANGA CPL. P/1LD.=MERITOR= 40,

005428
T11498629
805687
2S0498445

12.140T / 12.170BT / 12.140H / 11.130 / 13.130 / 14.140 / 11.140 / 12.140 /

T11498629 10 AXLE REPAIR KIT

REP. MANGA CPL. P/1LD.=MERITOR= 40,

019366
T11498629 10
2S0498445 10

12.140T / 12.170BT / 12.140H / 11.130 / 13.130 / 14.140 / 11.140 / 12.140 / 12.170 /

T11498629 20 AXLE REPAIR KIT

REP. MANGA CPL. P/1LD.=MERITOR= 41,

019367
T11498629 20
2S0498445 20

12.140T / 12.170BT / 12.140H / 11.130 / 13.130 / 14.140 / 11.140 / 12.140 /

T11498629 30 AXLE REPAIR KIT

REP. MANGA CPL. P/1LD.=MERITOR= 41,

019368
T11498629 30
2S0498445 30

12.140T / 12.170BT / 12.140H / 11.130 / 13.130 / 14.140 / 11.140 / 12.140 /

T11498629CH 0 AXLE REPAIR KIT

REP. MANGA CPL. P/1LD.=MERITOR= 40,

019854
T11498629CH 0

12.140T / 12.170BT / 12.140H / 11.130 / 13.130 / 14.140 / 11.140 / 12.140 /

T11498629CH 10 AXLE REPAIR KIT

REP. MANGA CPL. P/1LD.=MERITOR= 40,

019855
T11498629CH 10

11.130 / 11.140 / 12.140 / 14.140 / 13.130 / 12.140H / 12.140T / 12.170BT /

T11498629CH 20 AXLE REPAIR KIT

REP. MANGA CPL. P/1LD.=MERITOR= 41,

019856
T11498629CH 20

12.140T / 12.170BT / 12.140H / 11.130 / 13.130 / 14.140 / 11.140 / 12.140 /

T11498629CH 30 AXLE REPAIR KIT

REP. MANGA CPL. P/1LD.=MERITOR= 41,

019857
T11498629CH 30

12.140T / 12.170BT / 12.140H / 11.130 / 13.130 / 14.140 / 11.140 / 12.140 /

T16498629 KING PIN KIT SIFCO 2 SIDES

REP. MANGA CPL. P/1LD.=SIFCO=45,55X264,5

005429
T16498629
TAR498629
2VF498629

12.180 / 14.150 / 14.170BT / 14.180 / 14.220 / 16.170 / 16.180CO / 16.210CO / 16.220 / 16.300 / 17.

T16498629 10 KING PIN KIT COMPLETE

REP. MANGA CPL. P/1LD.=SIFCO=45,65X264,5

017685
T16498629 10
TAR498629 10

12.180 / 14.150 / 14.170BT / 14.180 / 14.220 / 16.170 / 16.180CO / 16.210CO / 16.220 / 16.300 / 17.

T16498629 20 KING PIN KIT COMPLETE

REP. MANGA CPL. P/1LD.=SIFCO=45,75X264,5

017687
T16498629 20
2VF498629 20
TAR498629 20

12.180 / 14.150 / 14.170BT / 14.180 / 14.220 / 16.170 / 16.180CO / 16.210CO / 16.220 / 16.300 / 17.

T16498629 30 KING PIN KIT COMPLETE

REP. MANGA CPL. P/1LD.=SIFCO=45,85X264,5

017688
T16498629 30
2VF498629 30
TAR498629 30

12.180 / 14.150 / 14.170BT / 14.180 / 14.220 / 16.170 / 16.180CO / 16.210CO / 16.220 / 16.300 / 17.

T16498629A KING PIN KIT 45,55X256,5 =

REP. MANGA CPL. P/1LD.=BRAS= 45,55X256,5

007858
T16498629A

14.150 / 14.200 / 17.210 / 17.300 / 17.310 / 23.210 / 23.310 / 13.170E / 15.170E / 15.190E / 15.180E /

T16498629A 10 KING PIN KIT 45,65X256,5 =

REP. MANGA CPL. P/1LD.=BRAS= 45,65X256,5

017689
T16498629A 10

14.150 / 14.200 / 17.210 / 17.300 / 17.310 / 23.210 / 23.310 / 13.170E / 15.170E / 15.190E / 15.180E /

T16498629A 20 KING PIN KIT COMPLETE

REP. MANGA CPL. P/1LD.=BRAS= 45,75X256,5

017690
T16498629A 20

14.150 / 14.200 / 17.210 / 17.300 / 17.310 / 23.210 / 23.310 / 13.170E / 15.170E / 15.190E / 15.180E /

1.88 REPARO MANGA DE EIXO KING PIN REPAIR KIT

T16498629A 30 KING PIN KIT 45,85X256,5 =

REP. MANGA CPL. P/1LD.=BRAS= 45,85X256,5
017691
T16498629A 30



14.150 / 14.200 / 17.210 / 17.300 / 17.310 / 23.210 / 23.310 / 13.170E / 15.170E / 15.190E / 15.180E /

T16498629ACH 0 KING PIN KIT 45,55X256,5 =

REP. MANGA CPL. P/1LD.=BRAS= 45,55X256,5
019850
T16498629ACH 0



14.150 / 14.200 / 17.210 / 17.300 / 17.310 / 23.210 / 23.310 / 13.170E / 15.170E / 15.190E / 15.180E /

T16498629ACH 10 KING PIN KIT 45,65X256,5 =

REP. MANGA CPL. P/1LD.=BRAS= 45,65X256,5
019851
T16498629ACH 10



14.150 / 14.200 / 17.210 / 17.300 / 17.310 / 23.210 / 23.310 / 13.170E / 15.170E / 15.190E / 15.180E /

T16498629ACH 20 KING PIN KIT 45,75X256,5 =

REP. MANGA CPL. P/1LD.=BRAS= 45,75X256,5
019852
T16498629ACH 20



14.150 / 14.200 / 17.210 / 17.300 / 17.310 / 23.210 / 23.310 / 13.170E / 15.170E / 15.190E / 15.180E /

T16498629ACH 30 KING PIN KIT 45,85X256,5 =

REP. MANGA CPL. P/1LD.=BRAS= 45,85X256,5
019853
T16498629ACH 30



15.170 / 17.300 / 15.180 / 17.210 / 17.310 / 23.210 / 23.310 / 14.200 / 14.150 / 13.170E / 15.170E /

T16498629B KING PIN KIT 45,55X256,5 =

REP. MANGA CPL. P/1LD.=BRAS= 45,55X256,5
023340
T16498629B



12.180 / 14.150 / 14.170BT / 14.180 / 14.220 / 16.170 / 16.180CO / 16.210CO / 16.220 / 16.300 / 17.

T16498629B 10 KING PIN KIT 45,65X256,5 =

REP. MANGA CPL. P/1LD.=BRAS= 45,65X256,5
023341
T16498629B 10



12.180 / 14.150 / 14.170BT / 14.180 / 14.220 / 16.170 / 16.180CO / 16.210CO / 16.220 / 16.300 / 17.

T16498629B 20 KING PIN KIT 45,75X256,5 =

REP. MANGA CPL. P/1LD.=BRAS= 45,75X256,5
023342
T16498629B 20



12.180 / 14.150 / 14.170BT / 14.180 / 14.220 / 16.170 / 16.180CO / 16.210CO / 16.220 / 16.300 / 17.

T16498629B 30 KING PIN KIT 45,85X256,5 =

REP. MANGA CPL. P/1LD.=BRAS= 45,85X256,5
023343
T16498629B 30



12.180 / 14.150 / 14.170BT / 14.180 / 14.220 / 16.170 / 16.180CO / 16.210CO / 16.220 / 16.300 / 17.

T16498629BCH 0 KING PIN KIT 45,55X256,5 =

REP. MANGA CPL. P/1LD.=BRAS= 45,55X256,5
023344
T16498629BCH 0



12.180 / 14.150 / 14.170BT / 14.180 / 14.220 / 16.170 / 16.180CO / 16.210CO / 16.220 / 16.300 / 17.

T16498629BCH 10 KING PIN KIT 45,65X256,5 =

REP. MANGA CPL. P/1LD.=BRAS= 45,65X256,5
023345
T16498629BCH 10



12.180 / 14.150 / 14.170BT / 14.180 / 14.220 / 16.170 / 16.180CO / 16.210CO / 16.220 / 16.300 / 17.

T16498629BCH 20 KING PIN KIT 45,75X256,5 =

REP. MANGA CPL. P/1LD.=BRAS= 45,75X256,5
023346
T16498629BCH 20



12.180 / 14.150 / 14.170BT / 14.180 / 14.220 / 16.170 / 16.180CO / 16.210CO / 16.220 / 16.300 / 17.

T16498629BCH 30 KING PIN KIT 45,85X256,5 =

REP. MANGA CPL. P/1LD.=BRAS= 45,85X256,5
023347
T16498629BCH 30



12.180 / 14.150 / 14.170BT / 14.180 / 14.220 / 16.170 / 16.180CO / 16.210CO / 16.220 / 16.300 / 17.

T16498629B VP KING PIN KIT 45,65X256,5 =

REP. MANGA CPL. P/1LD.=BRAS= 45,65X256,5
026552
T16498629B VP



12.180 / 14.150 / 14.170BT / 14.180 / 14.220 / 16.170 / 16.180CO / 16.210CO / 16.220 / 16.300 / 17.

T16498629CH 0 KING PIN KIT SIFCO 2 SIDES

REP. MANGA CPL. P/1LD.=SIFCO=45,55X264,5
019862
T16498629CH 0
2VF498629CH



12.180 / 14.150 / 14.170BT / 14.180 / 14.220 / 16.170 / 16.180CO / 16.210CO / 16.220 / 16.300 / 17.

T16498629CH 10 KING PIN KIT COMPLETE

REP. MANGA CPL. P/1LD.=SIFCO=45,65X264,5
019863
T16498629CH 10
2VF498629CH 10



15.180EOD / 15.190EOD / 24.250E / 15.180E / 23.210 / 24.250ECONSTELLATION / 26.260E / 31.

T16498629CH 20 KING PIN KIT COMPLETE

REP. MANGA CPL. P/1LD.=SIFCO=45,75X264,5
019864
T16498629CH 20
2VF498629CH 20



12.180 / 14.150 / 14.170BT / 14.180 / 14.220 / 16.170 / 16.180CO / 16.210CO / 16.220 / 16.300 / 17.

T16498629CH 30 KING PIN KIT COMPLETE

REP. MANGA CPL. P/1LD.=SIFCO=45,85X264,5
019865
T16498629CH 30
2VF498629CH 30



12.180 / 14.150 / 14.170BT / 14.180 / 14.220 / 16.170 / 16.180CO / 16.210CO / 16.220 / 16.300 / 17.


1.89 REPAROS DIVERSOS

REPAIR KIT

2RP798121 GEAR SHIFT LEVER REPAIR

REPARO FIX. ALAVANCA CAMBIO

005157
2RP798121
T11711527



24.250 / 40.300 / 18.310 / 26.220 / 17.210 / 17.300 / 26.300 / 8.150 / 13.190 /

2V5881053 SEAST REP.KIT

KIT REPARO BANCO

026929
2V5881053



1.90 RESERVATORIO

CONTAINERS

2TA145171 HIDRAULIC OIL CONTAINER

RESERV. OLEO HIDRAULICO

006781
2TA145171
T16145171
TJG145171



7.100 / 8.140 / 8.140CO / 8.140CE / L.80 / 12.140T / 12.170BT / 12.180 / 14.150 / 14.170BT /

0081172032 POWER STEERING OIL

RESERV. OLEO DIR. HIDRAULICA 113

025457



7.100 / 8.140 / 8.140CO / 8.140CE / L.80 / 12.140T / 12.170BT / 12.180 / 14.150 / 14.170BT /

1.91 RETENTOR

RETAINER

2P0525275 RETAINER

RETENTOR FLANGE DIFERENCIAL

018433
2P0525275



5.140EOD / 8.150 MWM DELIVERY / 8.150 EOD / 5.140 MWM DELIVERY /

2R0109293 RETAINER

RETENTOR TAMPA DISTRIBUICAO

018445
2R0109293
4890832



17.250E / 23.250E / 24.250E / 8.150E / 13.170E / 15.170E / 15.190E / 9.150E / 15.180E / 13.180E /

2R0311113 RETAINER

RETENTOR FLANGE CAMBIO

018436
2R0311113
3344471



8.150E / 8.120 / 8.150 / 8.150EOD / 9.150E / 8.150 MWM DELIVERY / 5.140 EOD / 5.140 MWM

2R0311189 RETAINER

RETENTOR MORINGA CAMBIO ZF

018432
2R0311189
0734310253




9.150OD / 9.150EOD / 8.120OD / 8.150 EOD / 9.150E CUMMINS DELIVERY / 8.150 OD /

2R0407641 RETAINER KING PIN

RETENTOR MANGA EIXO

018874
2R0407641
104284



6.90 / 7.90S / 7.110S / 8.150E / 7.100 / 8.100 / 8.120 / 8.150 / 8.140 / 8.140CO / 8.140CE / 8.

2R0407641B SEAL RING

RETENTOR PINO MANGA EIXO

007879
2R0407641B



8.150E / 8.100 / 8.120 / 8.150 / 9.150OD / 8.150OD / 7.120 / 9.150EOD / 8.120OD / 9.150E / 8.

2R0501317 INNER REAR HUB

RETENTOR CUBO TRASEIRO

012445
2R0501317
07439BYF
06478BYF
T06501317C



8.100 / 8.140CO / 8.140CE / 8.140CKD / 8.150E / 9.150E / 5.140 MWM DELIVERY / 8.150 MWM

2RD525275 PINION RETAINER

RETENTOR PINHAO ALBARUS

004038
2RD525275
02853BAGEF



7.100 / 8.140 / 8.100 / 8.140CO / 8.140CE / 8.140 CO CHILE / 8.140 CE CHILE /

2RH501317 REAR WHEEL RETAINER

RETENTOR CUBO RODA TRASEIRA

004021
2RH501317
T16501317
2S0501317



12.180 / 14.150 / 14.180 / 14.220 / 16.170 / 16.220 / 16.300 / 24.250 / 35.300 / 40.300 / 16.220 LEITO

2RR525413 ENTRANCE DIFFERENTIAL

RETENTOR EIXO ENTRADA DIFERENCIAL

005521
2RR525413
2S0198049B
2RR525413A
2S0198049
2RR598323



24.250 / 24.220 / 26.260 / 26.310 / 26.220 / 31.260 / 31.310 / 26.260E / 31.260E / 26.260

2RR525413B AXLE EXIT RETAINER - 1

RET. EIXO SAIDA - 1ª DIFERENCIAL

005566
2RR525413B
2S0198049C
2S0198049A
2RR598325
TAR525413
A11205Y2729



24.250 / 24.220 / 26.260 / 26.220 / 31.260 / 26.300 /

2S0103085A ENGINE FLYWHEEL

RETENTOR VOLANTE MOTOR CUMMINS

005604
2S0103085A
TE3103209
3934486
3909410
2T2103196B
2T2103196A



12.170BT / 14.170BT / 14.220 / 16.170 / 16.220 / 16.300 / 24.250 / 35.300 / 40.300 / 16.200 / 18.310

1.91 RETENTOR RETAINER

2S0311113A RETAINER
RETENTOR FLANGE CAMBIO
018437
2S0311113A
3001916



12.140T / 12.180 / 14.150 / 14.180 / 12.140H / 13.170E / 15.170E / 15.190E / 15.180E / 13.180E /

2T0301227 RETAINER
RET. EIXO CONT. REMOTO CAMBIO ZF
018430
2T0301227
2122001318
0634300302



18.310 / 19.320E CONSTELLATION / 19.370 CONSTELLATION / 25.370E CONSTELLATION /

2T0301457 RETAINER
RETENTOR EIXO EMBREAGEM
018429
2T0301457
0634307367
212001319



18.310 / 19.320E CONSTELLATION / 19.370 CONSTELLATION / 25.370E CONSTELLATION /

2T0311189 RETAINER
RETENTOR MORINGA CAMBIO ZF
018440
2T0311189
0734310111



18.310 / 19.320E CONSTELLATION / 19.370 CONSTELLATION / 25.370E CONSTELLATION /

2T0311281 SEAL
RETENTOR GARFO CAMBIO ZF
012450
2T0311281
0750112034
215001600
212001600
2T0311189A




18.310 / 26.260 CONSTELLATION / 31.260 CONSTELLATION / 31.320E CONSTELLATION /

2T0311449 GEARBOX RETAINER
RETENTOR CAIXA CAMBIO
018439
2T0311449
1297301004



18.310 / 19.320E CONSTELLATION / 19.370 CONSTELLATION / 25.370E CONSTELLATION /

2T2311113 RETAINER
RETENTOR FLANGE CAMBIO ZF
018441
2T2311113
0734319551
212002722
2T0311113




18.310 / 19.320E CONSTELLATION / 19.370 CONSTELLATION / 25.370E CONSTELLATION /

2U0311189 RETAINER
RETENTOR MORINGA CAMBIO
018449
2U0311189
4304724



17.300 / 17.310 / 24.250 / 26.260 / 26.220 / 31.260 / 31.310 / 26.260E / 31.260E / 26.260

2U2141255 RETAINER
RETENTOR MORINGA CAMBIO
018447
2U2141255
2U2141255A



19.320E CONSTELLATION / 19.370 CONSTELLATION / 25.370E CONSTELLATION /

2U2311189 RETAINER
RETENTOR MORINGA CAMBIO ZF
018442
2U2311189
0768800253
0734310387



19.320E CONSTELLATION / 19.370 CONSTELLATION / 25.370E CONSTELLATION /

2UU311623 RETAINER
RETENTOR TRAS. CX. CAMBIO RT
017361
2UU311623
4302322
2U0311623



26.260 / 26.220 / 31.260 / 31.310 / 26.260 CONSTELLATION / 31.260 CONSTELLATION /

062103051 RETAINER
RETENTOR TRASEIRO VIRABREQUIM
018446
062103051
2P0103085



5.140 MWM DELIVERY / 8.150 MWM DELIVERY / 8.150 EOD / 5.140 EOD / 5.140 /

T06525275 DIF. PINION RETAINER
RETENTOR PINHAO DIFERENCIAL
005522
T06525275
02201BRGEP
2SF525275
T06525275A



7.90S / 7.110S /

T11407685 KING PIN RETAINER
RETENTOR PINO MANGA EIXO
019365
T11407685



12.140T / 12.170BT / 12.140H / 11.130 / 13.130 / 14.140 / 11.140 / 12.140 /

T12501317 REAR WHEEL RETAINER
RETENTOR CUBO RODA TRASEIRA
004034
T12501317
E5HT1175CA



12.140H / 12.140T / 12.170BT / 12.180 / 13.190 / 13.150 / 13.170 / 13.180 / 13.170E / 13.180E / 13.190 /

T13311189 DRIVING SHAFT RETAINER
RETENTOR EIXO PILOTO
004029
T13311189
01963BAG



6.80 / 6.90 / 7.90 / 7.110S / 11.130 / 11.140 / 12.140 / 13.130 / 14.210 / 7.90S /

T13312017 SELECTOR AXLE
RETENTOR EIXO SELETOR
004042
T13312017




7.100 / 8.100 / 8.140 / 8.140CO / 8.140CE / L.80 / 12.140T / 12.170BT / 12.180 / 14.150 / 14.170BT

T16407641 FRONT WHEEL RETAINER
RETENTOR RODA DIANTEIRA
004032
T16407641
02484BGE



14.150 / 14.200 / 14.220 / 16.170 / 16.220 / 26.220 / 24.250 / 35.300 /

T16407685 RETAINER KING PIN
RETENTOR ROLAMENTO MANGA EIXO
018450
T16407685
2S0407641A



14.200 / 14.150 / 14.220 / 16.170 / 16.220 / 16.300 / 14.170BT / 12.180 / 14.180 / 16.180CO / 16.190 /

TAC109215 FRONT VIRABR. RETAINER
RETENTOR DIANT. VIRABR. MWMX10
006575
TAC109215
02871BRAGF
2S0109215



7.100 / 8.100 / 8.140 / 8.140CO / 8.140CE / L.80 / 12.140T / 12.180 / 14.150 / 14.180 / 16.180CO /

TE3311189A STEERING KNUCKLE AXLE
RETENTOR MORINGA
004102
TE3311189A
02960BAGE
2S0311189



12.170BT / 12.180 / 14.150 / 14.170BT / 14.180 / 14.200 / 16.170 / 14.220 / 16.220 / 16.220 LEITO /

TE3501317A REAR WHEEL RETAINER
RETENTOR CUBO RODA TRASEIRA
004036
TE3501317A



11.130 / 11.140 / 12.140 / 13.130 / 14.140 / 14.210 /

TMJ512395 CENTRAL BUSHING
RETENTOR BUCHA CENTRAL
004843
TMJ512395



24.250 / 24.220 /

1.92 ROLAMENTO ROLLER BEARING

2R0105276 FLYWHEEL BEARING

ROLAMENTO VOLANTE MOTOR

017859
2R0105276
62032RS



8.150E / 9.150E / 8.150 EOD / 9.150EOD / 8.150E PLUS / 9.150E CUMMINS DELIVERY /

2RD398043 BEARING GEAR SHAFT

ROLAMENTO EIXO INTERM. CAMBIO

017736
2RD398043
3344228
675246
672070
25877
25821



7.90S / 7.110S / 8.150E / 7.100 / 8.100 / 8.120 / 8.150 / 9.150OD / 8.140 / 8.140CO / 8.140CE / L.80 /

2Z0105313 STEERING WHEEL ENGINE

ROLAMENTO VOLANTE MOTOR

007264
2Z0105313
C5TS7600B3
F2HZ7600B
TJG105313



12.170BT / 12.180 / 14.150 / 14.170BT / 14.180 / 14.220 / 16.170 / 16.180CO / 16.210CO / 16.220 /

T06407393 BEARING KING PIN VW

ROLAMENTO MANGA EIXO VW

017682
T06407393
02989676
2RD407393A



6.90 / 7.90S / 7.110S / 7.90 / 6.80 /

T11407393 BEARING

ROLAMENTO MANGA EIXO

007162
T11407393
TEG407393B



11.130 / 13.130 / 14.140 / 11.140 / 12.140 /

T13141173 CLUTCH BEARING =

ROLAMENTO EMBREAGEM =S/CUBO=

006158
T13141173
537166
1005 R
HCS-08P04



7.100 / 8.100 / 8.140 / 12.140T / 12.140H / 7.110S / 11.130 / 13.130 / 14.140 / 11.140 / 12.140 / 8.150

T16407393 BEARING

ROLAMENTO MANGA EIXO

007161
T16407393
2S0407393A
2RP407393
TJG407393
T16407393A



14.150 / 14.170BT / 14.220 / 16.170 / 16.220 / 16.300 / 24.250 / 35.300 / 40.300 / 16.220 LEITO /

1.93 SELO SEALINGS

2RD103113C SEALING CYLINDER HEAD

SELO CABECOTE MOTOR MWM

005655
2RD103113C
922909760014
VA595
T12103113A



7.100 / 8.100 / 8.140 / 8.140CO / 8.140CE / L.80 / 12.140T / 12.180 / 14.150 / 14.180 / 16.180CO /

1.94 SENSOR SENSOR

0289195011 TEMPERATURE MONITOR

SENSOR TEMPERATURA

004779
0289195011



6.90 / 11.130 / 13.130 / 11.140 / 7.90 /

2R0201146 FUEL PRESSURE SENSOR

SENSOR PRESSAO COMBUSTIVEL VW

028098
2R0201146
07W201146
2Z0201146
2T2919146



8.150E / 9.150E / 23.250E / 13.170E / 15.170E / 13.180E / 15.180E / 15.190E / 17.260EOT / 18.

2R2945511 OIL PRESSURE SENSOR

SENSOR PRESSAO AR CONSTELLATION

017934
2R2945511



26.260 CONSTELLATION / 31.260 CONSTELLATION / 31.320E CONSTELLATION /

2V5906261A NOX SENSOR VW/MAN TGX

SENSOR NOX VW/MAN TGX

028090
2V5906261A



2Z0900275 GEAR ROTATION SENSOR

SENSOR ROTACAO CAMBIO EATON

018074
2Z0900275



17.240OT / 18.310OT / 17.210OD /

2Z0971759 WATER SENSOR LEVEL

SENSOR NIVEL AGUA

019557
2Z0971759



17.260EOT / 18.320EOT / 19.320E CONSTELLATION / 19.370 CONSTELLATION /

51154080004 NOX SENSOR

SENSOR NOX VW/MAN TGX

028091
51154080004
81154080004
81154080000
51154080015
51154080009



17.260EOT / 18.320EOT / 19.320E CONSTELLATION / 19.370 CONSTELLATION /

5260246 FUEL PRESSURE SENSOR

SENSOR PRESSAO COMBUSTIVEL CUMMINS

028101



8.150E / 13.170E / 15.170E / 23.250E / 15.190E / 8.150EOD / 9.150EOD / 17.260EOT / 18.320EOT /

1.94 SENSOR

SENSOR

07W130758D FUEL PRESSURE SENSOR

SENSOR PRESSAO COMBUSTIVEL VW

028096
07W130758D
07W130758M



1.95 SERVO EMBREAGEM

CLUTCH SERVO

2R0721257 CLUTCH SERVO (NO)

SERVO EMBR. S/ IND. DESGASTE

022859
2R0721257
2Z0721257



17.260EOT / 18.320EOT / 15.180E OD MWM
EURO 3 / 15.190E OD MWM EURO 3 / 17.210E

2R2721257B CLUTCH SERVO 83MM

SERVO EMBR. MID 83MM =ROSCA M12X1.5=

022559
2R2721257B
2R2721257
2R2721257A



26.260 CONSTELLATION / 31.260
CONSTELLATION / 31.320E CONSTELLATION /

2V5721261B CLUTCH SERVO VW

SERVO EMBREAGEM VW

027319
2V5721261B



2Z0721261A CLUTCH SERVO LONG

SERVO EMBR. CANECA LONGA =WABCO=

022536
2Z0721261A
2W0721263A



15.180EOD / 15.190EOD / 17.210E OD / 16.
270CO / 17.240CO / 17.260CO /

0501008846 CLUTCH SERVO LONG

SERVO EMBR. CANECA LONGA =WABCO=

022870



15.180EOD / 15.190EOD / 17.210E OD / 16.
270CO / 17.240CO / 17.260CO

9700511000 CLUTCH SERVO LONG

SERVO EMBR. CANECA LONGA =WABCO=

017565



15.180EOD / 15.190EOD / 17.210E OD / 16.
270CO / 17.240CO / 17.260CO

9700511280 A CLUTCH SERVO 110MM

SERVO EMBR. 110MM TIPO WABCO

013189



16.180CO / 16.210CO / 17.210OD / 24.250 / 40.
300 / 15.180EOD / 15.190EOD / 24.220 / 18.310 /

9700511630 CLUTCH SERVO (NO)

SERVO EMBR. S/ IND. DESGASTE

014801



16.180CO / 16.210CO / 17.210OD / 24.250 / 40.
300 / 15.180EOD / 15.190EOD / 24.220 / 18.310 /

K036633 CLUTCH SERVO 83MM W/

SERVO MID 83MM =ROSCA M12X1.5=

018069



26.260 CONSTELLATION / 31.260
CONSTELLATION / 31.320E CONSTELLATION /

K045092 CLUTCH SERVO MID 83MM

SERVO MID 83MM =ROSCA M12X1.5=

024302



26.260 CONSTELLATION / 31.260
CONSTELLATION / 31.320E CONSTELLATION /

TAR721257 A CLUTCH SERVO 110MM

SERVO EMBR. 110MM TIPO WABCO

013191
TAR721257 A
2W0721257 A



16.180CO / 16.210CO / 24.250 / 40.300 / 15.
180EOD / 15.190EOD / 24.220 / 18.310 / 26.260 /

1.96 SINCRONIZADOR

SYNCHRONIZING

2RK311243A SYNCHRONIZER

SINCRONIZADOR 1/2I. VEL.

007265
2RK311243A
3000794R
TF3311243
TAH311243



14.220 / 16.220 / 16.180CO / 16.210CO / 17.
210OD / 16.220 LEITO / 15.180EOD / 15.190EOD

1.97 SUPORTE BRACKET

20310 BRACKET APU DRYER

SUPORTE SECADOR APU (2T2607373B)
017778
20310
4329050522



19.320E CONSTELLATION / 19.370
CONSTELLATION / 25.370E CONSTELLATION /

20312 BRACKET APU DRYER

SUPORTE SECADOR APU 2T2607373N
017948
20312



24.250ECONSTELLATION / 17.250E
CONSTELLATION /

281857133 LOCK BRACKET

SUPORTE TRAVA PORTA LUVAS
005199
281857133



14.200 / 12.140H / 14.150 / 14.220 / 16.170 / 16.
220 / 16.220 LEITO / 24.220 / 24.250 / 35.300 /

2RP253863 ENGINE BRAKE BRACKET

SUPORTE FREIO MOTOR
017718
2RP253863



7.100 / 8.100 / 8.140 / 8.140CO / 8.140CE / L.80 /
14.200 / 8.150E / 8.150 / 9.150E / 7.120 / 8.120 /

2S2253877 ENGINE BRAKE BRACKET

SUPORTE COMPTO FREIO MOTOR (COD.13935/
017726
2S2253877



26.220 / 26.260 CONSTELLATION / 31.260
CONSTELLATION / 31.320E CONSTELLATION /

2VR801171 RUNNING BOARD LH

SUPORTE ESTRIBO L.E.
011849
2VR801171



17.250E / 13.150 / 13.180 / 13.190 / 15.180 / 15.
170 / 17.210 / 17.220 / 17.300 / 17.310 / 18.310 /

T06411167 REAR/FRONT BUNDLE OF

SUPORTE JUMELO MOLA DIANT/TRAS.
004940
T06411167



6.80 / 6.90 / 7.90S / 7.110S /

TAV121617 MOUNT

SUP. TRAS. RESERVATORIO AGUA
014523
TAV121617



17.250E / 12.170BT / 12.180 / 13.170 / 13.180 /
13.190 / 14.150 / 15.180 / 14.170BT / 14.180 / 14.

TH7807132 FENDER BRACKET RIGHT

SUPORTE PARACHOQUE DIREITO
004547
TH7807132



6.90 / 7.90S / 7.110S /

TJG807131 FENDER BRACKET LEFT

SUPORTE PARACHOQUE ESQUERDO
004552
TJG807131



14.150 / 14.200 / 14.220 / 16.170 / 16.220 / 24.250
/ 35.300 / 12.140H / 16.220 LEITO / 24.220 / 35.

1.98 TAMPA COVER

2RG115671 OIL CUSHION NOZZLE

TPA BOCAL ENCHIMENTO OLEO
006074
2RG115671



/ 7.100 / 8.100 / 8.120 / 8.150 / 9.150OD / 8.140 /
L.80 / 12.140T / 12.170BT / 12.180 / 13.150 / 13.

2S0407375A UPPER AXLE HOSE CAP

TAMPA VEDACAO SUP. ROSCADA MANGA
027833
2S0407375A



2S0407375B LOWER AXLE HOSE CAP

TAMPA VEDACAO INF. ROSCADA MANGA EIXO
027834
2S0407375B



2T0201551 COVER FUEL TANK W/ KEY

TAMPA COMBUSTIVEL COM CHAVE
017850
2T0201551



18.310 / 17.250E / 17.310 / 23.250E / 17.260EOT
/ 18.320EOT / 24.250E / 23.310 / 8.150E / 9.150E

2TA201551 FUEL TANK COVER WITH

TAMPA TANQUE C/CHAVE
005615
2TA201551
3894707105
3864707005



7.100 / 8.100 / 8.140 / 8.140CO / 8.140CE / L.80 /
12.140T / 12.170BT / 12.180 / 14.150 / 14.170BT

2Z0201551 FUEL TANK COVER WITH

TAMPA TANQUE C/CHAVE ROSCA INTERNA
005659
2Z0201551



7.100 / 17.210OD / 15.180EOD / 15.190EOD / 18.
310 / 26.260 / 26.310 / 26.220 / 31.260 / 31.310 /

T11407675 CAP

TAMPAO PINO MANGA EIXO
010343
T11407675



12.140T / 12.170BT / 12.140H / 13.170E / 13.
180E / 13.190 / 13.170 / 13.150 / 13.180 /

T2D145407 RESERVOIR COVER

TAMPA RESERV. HIDR.
016262
T2D145407
85HU3B725A



7.100 / 8.100 / 8.140 / 8.140CO / 8.140CE / L.80 /
12.140T / 12.170BT / 12.180 / 14.150 / 14.170BT

1.98 TAMPA

COVER

TAE109285 COVER INSPECTION

TAMPA INSPECAO
006348
TAE109285
961007860034
2S0109285



7.100 / 8.100 / 8.140 / 8.140CO / 8.140CE / L.80 / 12.140T / 12.180 / 14.150 / 14.180 / 16.180CO /

TJG407697C AXLE PIN COVER

TAMPA PINO MANGA EIXO
013566
TJG407697C



16.180CO / 16.210CO / 17.210OD / 15.180EOD / 15.190EOD / 17.210E OD / 17.210 / 17.300 / 17.

1.99 TERMINAL

TERMINALS

TJG711397XD TERMINAL 45MM INTERN

TERMINAL 45MM ROSCA INT. M12 X 1,75 DIR.
003837
TJG711397XD
87HU7B082



12.170BT / 14.170BT / 16.170 / 16.180CO / 16.220 / 35.300 / 16.220 LEITO / 16.200 / 17.250E /

TJG711397XE TERMINAL 45MM INTERN

TERMINAL 45MM ROSCA INT. M12 X 1,75 ESQ.
003838
TJG711397XE



12.170BT / 14.150 / 14.170BT / 14.220 / 16.170 / 16.180CO / 16.220 / 35.300 / 16.220 LEITO / 16.

1.100 TIRANTE

PISTON RODS

2T0505469 CROSS SUPPORT

TIRANTE SUSP. PNEUMATICA
011664
2T0505469



18.310 /

TJG711397A GEAR BOX ROD

TIRANTE TERMINAIS CAMBIO =COMPLETO=
003818
TJG711397A
2T0711491
TJG711397



12.170BT / 13.170 / 13.190 / 14.170BT / 16.170 / 16.220 / 17.220 / 16.220 LEITO / 16.200 / 16.

1.101 TRAVA

LOCKS

01925818 REAR HUB NUT LOCK

TRAVA ARANHA PORCA CUBO TRAS.
005374
01925818
T12501473A
T12501473
T11501473



11.130 / 13.130 / 14.140 / 11.140 / 12.140 /

85618516003 CABIN LOCK W/O SENSOR

TRAVA CABINE S/ SENSOR MAN TGX/
027704
85618516003



T72601157 REAR WHEEL HUB LOCK

TRAVA ARANHA CUBO RODA TRASEIRA
005380
T72601157



7.100 / 8.100 / 8.140 / 8.140CO / 8.140CE / L.80 / 8.140CKD / 6.90 / 7.90S / 7.110S / 7.110 / 8.150E

TJG501473 REAR WHEEL HUB LOCK

TRAVA ARANHA CUBO RODA TRASEIRA
005379
TJG501473
TE3501473
T16501473



12.140T / 12.170BT / 12.180 / 14.150 / 14.170BT / 14.180 / 14.220 / 16.170 / 16.180CO / 16.220 /

TJG899371E CABINE LOCK

TRANCA CABINA
005344
TJG899371E
TJG899371
2P0899371



7.100 / 8.100 / 8.140 / L.80 / 12.140T / 12.170BT / 12.180 / 14.150 / 14.170BT / 14.180 / 14.220 / 16.

1.102 TUBO TUBE

2R0607312B AIR PIPE

TUBO DESCARGA AR
014063
2R0607312B



8.120OD / 8.150 OD / 9.150OD /

2R0607312H CONNECTING PIPE

TUBO CONEXAO COMPRESOR
017785
2R0607312H



8.150 EOD / 9.150EOD /

2RD607312A TUBE FROM COMPRESOR

TUBO ESPIRAL COMPR. AO RESERV.
003970
2RD607312A



7.100 / 8.140 / 8.100 / 8.140CO / 8.140CE / 8.140CKD /

2RG121513B WATER TUBE

TUBO INFERIOR RADIADOR AGUA
014061
2RG121513B



12.140H / 14.200 / 14.150 / 12.180 / 14.180 / 13.180 / 15.180 / 17.210 MWM EURO 2 / 23.210 MWM

2TC607312 COMPRESSOR BLOCK

TUBO ENTR. AGUA COMPR. CUM.
005051
2TC607312
3355519



14.220 / 16.220 / 16.300 / 24.250 / 35.300 / 40.300 / 16.220 LEITO / 40.300 LEITO / 24.220 / 35.300

2TC607312A COMPRESSOR WATER PIPE

TUBO ENTR. AGUA COMPR. 6CT NOVO
003975
2TC607312A



14.220 / 16.220 / 16.300 / 24.250 / 35.300 / 40.300 / 16.220 LEITO / 24.220 / 35.300 LEITO / 40.300

2TD117239 INTERCOOLER

TUBO CONEXAO INTERCOOLER
014198
2TD117239



12.170BT / 13.170 / 13.190 / 14.170BT / 15.170 / 16.170 / 16.200 / 17.210 CUMMINS EURO 2 / 23.

2W0145741A COMPRESSOR TUBE

TUBO COMPRESOR D9T/D7T
017784
2W0145741A
941209180034



15.180EOD / 15.190EOD /

T06253101K EXHAUST PIPE

TUBO SAIDA MOTOR MWM
014184
T06253101K



6.90 / 7.90 / 7.90S /

T06611705A BRAKE LINE FRONT TUBE

TUBO FREIO DIANTEIRO L.E.
014107
T06611705A



6.90 / 7.90 / 7.90S / 7.110S /

T07253101H TUBE FRONT

TUBO SAIDA MOTOR
014187
T07253101H



7.110S /

TAC127525A FUEL FILTER TUBE

TUBO FILTRO COMB. A B'BOMBA
014105
TAC127525A
922909061805



12.140H /

TAE121855 WATER ENTRANCE

JUNCAO ENTRADA D'AGUA
005722
TAE121855
961004730014



12.180 / 14.150 / 14.180 / 16.180CO / 14.200 / 16.180 /

TAP145179 HYDR. STEERING OIL

TUBO RETORNO OLEO DIRECAO HIDR.
003979
TAP145179
2TA145179



7.100 / 8.100 / 8.140 / 8.140CO / 8.140CE / 8.140 ARGEN. / 8.140 CHILE / L.80 / 8.140CKD /

TD1253683A EXHAUST MANIFOLD TUBE

TUBO ESCAPE =LONGO=
014191
TD1253683A



11.130 / 13.130 / 14.140 / 11.140 / 12.140 /

TGG145177 PRESSURE PIPE

TUBO PRESSAO B'B HIDRAULICA
014098
TGG145177



14.200 / 14.150 / 12.180 / 14.180 / 14.220 / 12.170BT / 14.170BT /

TGG253101A TUBE FRONT

TUBO SAIDA MOTOR
014176
TGG253101A



14.150 /

TJG199379B TUBE ENGINE MOUNT

TUBO ESPACADOR COXIM MOTOR DIANT.
017524
TJG199379B



14.200 / 12.140H / 14.150 / 12.180 / 14.180 / 14.220 / 16.170 / 16.220 / 16.220 LEITO / 24.250 /

TJG253101A EXHAUST TUBE

TUBO DIANT. ESCAP. 12170/16170 =ANO 91 A
017088
TJG253101A



16.170 /

TNR411075 TUBE

TUBO ESPACADOR BARRA ESTAB. DIANT.
017523
TNR411075



12.140H / 14.150 / 14.220 / 16.170 / 16.220 / 16.220 LEITO / 24.220 / 24.250 / 35.300 / 35.300

1.103 TUBO INJETOR

INJECTOR TUBE

2RD130304 PIPE 4TH CYLINDER

4§ TUBO INJETOR CILINDRO
003913
2RD130304
941009060045



7.100 / 8.140 / 8.140CO / 8.140CE /

03873091 PIPE 4TH CYLINDER

4§ TUBO INJETOR CILINDRO
003918
03873091
632509060415
2R0130241A



6.90 / 7.90S / 11.130 / 13.130 / 7.90 /

03873092 PIPE 5TH CYLINDER

5§ TUBO INJETOR CILINDRO
003917
03873092
632509060405
2R0130241B



6.90 / 7.90S / 11.130 / 13.130 / 7.90 /

T12130303 PIPE 3RD CYLINDER

3§ TUBO INJETOR CILINDRO
003900
T12130303
922909061045



11.140 / 12.140 / 14.140 /

TAE130303 PIPE 3RD CYLINDER

3§ TUBO INJETOR CILINDRO
003906
TAE130303
961009060035



12.180 / 17.210 / 14.200 / 14.150 / 14.180 / 16.180CO / 16.210CO / 13.180 / 15.180 / 23.210 / 17.

TJG130301 CYLINDER 1ST INJ. PIPE

1§ TUBO INJETOR CILINDRO
003936
TJG130301
3354562



14.220 / 16.170 / 16.220 /

TJG130303 3RD CYLINDER INJECTOR

3§ TUBO INJETOR CILINDRO
003938
TJG130303



14.220 / 16.170 / 16.220 /

TJG130306 6TH CYLINDER INJECTOR

6§ TUBO INJETOR CILINDRO
003941
TJG130306



14.220 / 16.170 / 16.220 /

TRA130301 CYLINDER 1ST INJ. PIPE

1§ TUBO INJETOR CILINDRO
003930
TRA130301
3354915



12.180 / 14.150 / 14.180 / 14.200 / 16.170 /

TRA130302 2ND CYLINDER INJECTOR

2§ TUBO INJETOR CILINDRO
003931
TRA130302



16.170 /

TRA130304 4TH CYLINDER INJECTOR

4§ TUBO INJETOR CILINDRO
003933
TRA130304



16.170 /

TRA130305 5TH CYLINDER INJECTOR

5§ TUBO INJETOR CILINDRO
003934
TRA130305



16.170 /

TRA130306 6TH CYLINDER INJECTOR

6§ TUBO INJETOR CILINDRO
003935
TRA130306



16.170 /

TRG130302 2ND CYLINDER INJECTOR

2§ TUBO INJETOR CILINDRO
003943
TRG130302



16.300 / 24.250 / 35.300 / 40.300 /

1.104 VALVULA

VALVE

2RD109601 ADMISSION VALVE MWM

VALVULA ADMISSAO MWM X10
012732
2RD109601
961084600034



7.100 / 8.100 / 8.120 / 8.150 / 9.150OD / 8.140 / 8.140CO / 8.140CE / L.80 / 12.140T / 12.180 / 14.

2RD109611 EXHAUST VALVE MWM X10

VALVULA ESCAPE MWM X10
012733
2RD109611



7.100 / 8.100 / 8.120 / 8.150 / 9.150OD / 8.140 / 8.140CO / 8.140CE / L.80 / 12.140T / 12.180 / 14.

2T0130764 SOLENOID VALVE =12V=

VALVULA SOLENOIDE PARADA MOTOR=12V=
010567
2T0130764



24.250 / 40.300 / 26.220 / 17.220 / 23.220 /

2T020114A SOLENOID VALVE =24V=

VALVULA SOLENOIDE PARADA MOTOR=24V=
010569
2T020114A
4946641
2T0130764A
2T020114



18.310 / 18.310OT /

1.104 VALVULA VALVE

2TB130805 SOLENOID VALVE =24V=

VALVULA SOLENOIDE PARADA MOTOR=24V=
010570
2TB130805
961000780034



/ 17.240OT / 18.310OT / 17.210OD

2U0130764 SOLENOID VALVE =12V=

VALVULA SOLENOIDE PARADA MOTOR=12V=
010568
2U0130764
4946639
3935649
2U0130764A
2U0130764B



/ 16.300 CHILE / 40.300 CHILE / 24.250 CHILE /
35.300 CHILE / 35.300 LEITO CHILE / 40.300

T06129611 DRY AIR CLEANER VALVE

VALVULA BORRACHA DESCARGA POEIRA
005663
T06129611



/ 6.90 / 7.90S / 8.140CO / 8.140CE / 8.140CKD

TJG130805 SOLENOID VALVE =12V=

VALVULA SOLENOIDE PARADA MOTOR=12V=
010573
TJG130805



14.220 / 16.170 / 16.220 / 24.250 / 35.300 / 16.220
LEITO / 35.300H /

TRA130805 SOLENOID VALVE =12V=

VALVULA SOLENOIDE PARADA MOTOR=12V=
010571
TRA130805



14.220 / 16.170 / 16.300 / 35.300 / 40.300 / 16.220
LEITO / 40.300 LEITO / 35.300H / 16.220 CHILE /

1.105 VALVULA DIVERSAS DIVERSE VALVE

TRG201035 FUEL TANK BREATHING

VALVULA RESPIRO TANQUE COMB.
005171
TRG201035
2R0201136



7.100 / 8.100 / 8.140 / 8.140CO / 8.140CE / L.80 /
14.150 / 14.220 / 16.170 / 16.180CO / 16.210CO /

1.106 VARETA ROD

2TA115611 DIPSTICK L80

VARETA NIVEL OLEO MOTOR L80
012219
2TA115611



L.80 /

2TA422397 HYDR. STEERING OIL

VARETA NIVEL OLEO DIR. HIDR.
005937
2TA422397
T2D422397



12.140T / 12.170BT / 12.180 / 14.150 / 14.170BT
/ 14.180 / 14.220 / 16.170 / 16.180CO / 16.210CO /

1.107 VEDADOR SEALINGS

2TA608705A HAND BRAKE VALVE

VEDADOR VALVULA MANETIM
017801
2TA608705A



7.100 / 15.180EOD / 15.190EOD / 18.310 / 26.
260E / 31.260E / 26.260 CONSTELLATION / 31.

03873015 ENGINE OIL PUMP SEALING

ANEL VEDACAO BOMBA OLEO MOTOR MWM
005501
03873015
604931060204
2S0103196



6.90 / 7.90S / 11.130 / 14.150 / 14.200 / 17.210 /
16.210CO / 12.140H /

T12130803 INJECT. PUMP SEALING

ANEL VED. B'BA INJ. EM LINHA MWM
005500
T12130803
604931040753



7.110S / 12.180 / 13.180 / 14.150 / 15.180 / 14.
180 / 14.200 / 16.180CO / 17.210 / 16.210CO / 17.

TE3103487 VALVE COVER SEAL

ANEL VEDACAO TAMPA VALV. CUMMINS 8.3
012461
TE3103487



14.220 / 16.170 / 16.220 / 17.220 / 16.300 / 17.300
/ 17.310 / 18.310 / 24.250 / 26.260 / 26.300 / 26.

1.107 VEDADOR

SEALINGS

TRA121121 THERM. VALVE SEALING

ANEL VED. VALV. TERMOSTATICA

005508
TRA121121
3923331
TRA121119
BF8T6255A



12.170BT / 13.170 / 13.190 / 14.170BT / 15.170 /
16.170 / 16.200 / 17.210 / 17.210 CUMMINS EURO

Vendas / Sales: vendas@cipec.com.br
Geral / General: cipec@cipec.com.br
Televendas / Phone: +55 19 3834-9822
Fax / Fax: 0800.707.9822
www.cipec.com.br



Televendas: + 55 19 3834.9822



+ 55 54 3211.1800





+ 55 11 2626.8839

01925818	48	2P0711026	19	2R0721257	46	2RG607041	29
03618993	25	2P0711164	12	2R0805244A	12	2RG863521	38
03873015	51	2P0711579B	8	2R0903119A	35	2RG863522	38
03873091	50	2P0721405	17	2R0903119B	35	2RG957805G	14
03873092	50	2R0103548F	15	2R0903119C	35	2RH117241	27
03873109	5	2R0103548G	15	2R0903119D	35	2RH129723B	5
04099908	11	2R0103548H	15	2R2721257B	46	2RH501317	43
062103051	44	2R0103548I	15	2R2800375	17	2RJ311261	20
0081172032	43	2R0105276	45	2R2803877F	31	2RK103591	31
0289195011	45	2R0109293	43	2R2823301	19	2RK107119	15
0501008846	46	2R0121437	30	2R2823302	19	2RK107121	15
20310	47	2R0145157	10	2R2837206	26	2RK107123	15
20312	47	2R0145299	21	2R2899177	9	2RK107124	15
104061	30	2R0145487B	7	2R2899515	7	2RK107125	15
2830444	25	2R0145856C	27	2R2899541	19	2RK107126	15
3312252	13	2R0201146	45	2R2899542	11	2RK121005	10
5260246	45	2R0201156	6	2R2945511	45	2RK129725	31
133857119	37	2R0201589	18	2R4405421	12	2RK145467	28
281857133	47	2R0253137A	25	2R4405421 10	12	2RK311243A	46
282711119	27	2R0301338	29	2R4405421 20	12	2RL109623	29
2318372091	8	2R0311113	43	2R4405421 30	12	2RL721555B	14
4214110960	17	2R0311189	43	2R4407361	34	2RM141861	23
4214289150	23	2R0311593	33	2R4498629	39	2RP141147	24
4214299190	23	2R0321143A	33	2R4498629CH	39	2RP253861	17
4214299340	23	2R0398031 X	26	2RB121005	10	2RP253863	47
4214450020	17	2R0407071	15	2RD103113C	45	2RP253891	29
8961300504	9	2R0407071A	15	2RD109601	50	2RP301461	13
8977541814	24	2R0407071B	15	2RD109611	50	2RP721437	24
9617232014	21	2R0407171B O	12	2RD115657	5	2RP798121	43
9700511000	46	2R0407171B010	12	2RD117273	5	2RP957805	14
9700511280 A	46	2R0407171B020	12	2RD129311	28	2RR312141	24
9700511630	46	2R0407171B030	12	2RD129717	25	2RR399181	36
9709030104	18	2R0407171C040	12	2RD129723	5	2RR525413	43
51154080004	45	2R0407172	12	2RD130304	50	2RR525413B	43
81326906014	17	2R0407361010	33	2RD198005C	25	2RR599213	36
85618516003	48	2R0407361020	33	2RD253143B	5	2RR711259	29
906905810101	11	2R0407361030	33	2RD253683	36	2S0103085A	43
940707310035	10	2R0407361A	33	2RD253853B	23	2S0121004B	10
940707310055	10	2R0407361A010	33	2RD253869	19	2S0129142	5
2118370202999	26	2R0407361A020	33	2RD312021	23	2S0129142A	5
2118372391232	30	2R0407361A030	33	2RD398031	34	2S0129589A	25
07W130758D	46	2R0407361A040	33	2RD398043	45	2S0141707	19
111837225D	26	2R0407361STD	34	2RD407661	8	2S0253137A	25
111837226D	26	2R0407545	35	2RD407661B	8	2S0311113A	44
2B510014	17	2R0407641	43	2RD407661C	8	2S0407375A	47
2P0121004	10	2R0407641B	43	2RD407661D	15	2S0407375B	47
2P0129589	25	2R0419548	17	2RD407672	36	2S0721555H	14
2P0131113B	10	2R0498629A	39	2RD407687010	34	2S0721556A	14
2P0145299A	21	2R0498629A 10	39	2RD407687020	34	2S0807102B8A8	31
2P0253121A	36	2R0498629A 20	39	2RD407687030	34	2S0807103B8A8	31
2P0253683	36	2R0498629A 30	39	2RD407687STD	34	2S2141719A	23
2P0321143	33	2R0498629A 40	39	2RD407689	17	2S2145856F	28
2P0407172	12	2R0498629ACH 0	39	2RD525177A	19	2S2253691	16
2P0407361	33	2R0498629ACH 10	39	2RD525177B	19	2S2253853A	23
2P0407361 10	33	2R0498629ACH 20	39	2RD525275	43	2S2253853B	23
2P0407361 20	33	2R0498629ACH 30	39	2RD607054A	8	2S2253867A	11
2P0407361 30	33	2R0498629ACH 40	39	2RD607312A	49	2S2253867B	11
2P0407361 40	33	2R0498629G 0	39	2RD807124CTR	31	2S2253869A	19
2P0407545	35	2R0498629G 10	39	2RD807899	13	2S2253869B	19
2P0498629	38	2R0498629G 20	39	2RD957501	6	2S2253877	47
2P0498629 10	38	2R0498629G 30	39	2RD957805B	14	2S2298109	17
2P0498629 20	38	2R0498629G 40	39	2RD999491	31	2S2721261	17
2P0498629 30	38	2R0498629GCH 0	39	2RE117273	5	2SK141165	27
2P0498629 40	38	2R0498629GCH 10	39	2RE117273A	5	2SP145467	27
2P0498629CH	38	2R0498629GCH 20	39	2RE117273C	5	2T0105253B	36
2P0498629CH 10	38	2R0498629GCH 30	39	2RE121255	5	2T0121302	6
2P0498629CH 20	38	2R0498629GCH 40	39	2RE129311A	27	2T0129618	27
2P0498629CH 30	39	2R0501317	43	2RE253867	11	2T0129657	9
2P0498629CH 40	39	2R0607312B	49	2RG115671	47	2T0130764	50
2P0525275	43	2R0607312H	49	2RG121513B	49	2T0141707B	23

2T0145299	21	2TD407687 20	34	C64110	18	T06599517	37
2T0145828	28	2TD407687 30	34	C7TA8100155C	11	T06609283	29
2T0201114A	50	2TD498629	40	I90281	18	T06609702	14
2T0201551	47	2TD498629 10	40	K033409	18	T06611647	24
2T0253691	11	2TD498629 20	40	K033411	18	T06611705A	49
2T0301227	44	2TD498629 30	40	K036633	46	T07253101H	49
2T0301457	44	2TD498629CH 0	40	K045092	46	T11107125	30
2T0311189	44	2TD498629CH 10	40	N0101221	31	T11129863	38
2T0311281	44	2TD498629CH 20	40	N0102187	32	T11130125	22
2T0311449	44	2TD498629CH 30	40	N01024015	32	T11198165	22
2T0311807B	30	2TE117273	5	N0103506	32	T11407172	13
2T0498445A	40	2TE117273A	5	N011004	36	T11407393	45
2T0498445A 20	40	2U0130764	51	N0110212	36	T11407545	35
2T0498445A C2	40	2U0141701B	19	N0111862	36	T11407675	47
2T0498445A C3	40	2U0145299	21	N0209057	5	T11407677	7
2T0498445A CS	40	2U0311189	44	N0221461	36	T11407685	44
2T0498445A X0	40	2U0721555B	14	N0221491	36	T11407687	34
2T0498445A X1	40	2U2103548A	15	N0235463	5	T11407687 10	34
2T0498445A X2	40	2U2103548B	15	N0401064	32	T11407687 20	34
2T0505469	48	2U2103548C	15	N10023901	32	T11407687 30	34
2T0711141	29	2U2103548Y	15	NF033850AB	36	T11407693	17
2T0903165	36	2U2121303 H	24	NF055718AB	36	T11407751	37
2T2117413	27	2U2141255	44	NF058721AB	32	T11407759	37
2T2121303	24	2U2311189	44	NF058725AB	32	T11413435A O	11
2T2129589	25	2UU311623	44	NF386180AB	36	T11498629	41
2T2131113B	10	2V2121303	24	NF386478AA	36	T11498629 10	41
2T2141197	13	2V5129653	28	NFE602208C	32	T11498629 20	41
2T2141197A	13	2V5129653A	28	NFE602373C	32	T11498629 30	41
2T2141231A	7	2V5201495	9	NFE661120HF	7	T11498629CH 0	41
2T2141255	22	2V5498619A	40	NFE800817E	32	T11498629CH 10	41
2T2141719	23	2V5511150	19	NFE826238KA	37	T11498629CH 20	41
2T2141719B	23	2V5721261B	46	NFN601218AB	32	T11498629CH 30	41
2T2145299A	21	2V5881053	43	NFN620481DF	37	T11711291	34
2T2145856A	27	2V5906261A	45	NFU800900	13	T11711973	23
2T2145856S	28	2V5955425	31	NFU801225KA	5	T11957805	14
2T2253143C	5	2V5955993	10	NFU801229KA	5	T12130303	50
2T2253143H	5	2VB721405	17	RCCE00297	18	T12130803	51
2T2253143J	5	2VC498629	40	RCCE00700	18	T12130803A	30
2T2253143K	5	2VC498629 10	40	SP5074	23	T12501224	38
2T2311113	44	2VC498629 20	40	SP6964	23	T12501317	44
2T2419548B	16	2VC498629 30	40	SP7035	23	T12525371	20
2T2721261F	17	2VC498629CH 0	40	T00415721A	18	T12525375	25
2T2807071N28	31	2VC498629CH 10	40	T00711335A	14	T12525377	8
2T2821687	21	2VC498629CH 20	40	T00711335B	14	T12945223A	26
2TA115611	51	2VC498629CH 30	41	T00957805B	14	T12953141	26
2TA117231A	27	2VF8071038A8	31	T00957805C	14	T12957805	14
2TA117245	27	2VF999471	31	T06107119	15	T13141161	27
2TA145171	43	2VG721555	14	T06107121	15	T13141173	45
2TA201551	47	2VG721555A	14	T06107123	15	T13311189	44
2TA253861	17	2VR801171	47	T06129611	51	T13311983	29
2TA422397	51	2VU121073	28	T06130553	29	T13311995A	34
2TA608701A	7	2W0117413F	28	T06199201	19	T13312017	44
2TA608705A	51	2W0117413G	28	T06253101K	49	T14501275	37
2TA955651	10	2W0121303	24	T06311521	20	T14525873	32
2TA957501A	6	2W0145741A	49	T06407172	13	T15415701C	9
2TA957501B	6	2Z0105313	45	T06407373	30	T16407172	13
2TA957821B	20	2Z0121303A	24	T06407393	45	T16407393	45
2TB117231A	27	2Z0121303B	24	T06407545	35	T16407545	35
2TB121059A	27	2Z0129642	5	T06411041	11	T16407641	44
2TB121303 O	24	2Z0145828B	28	T06411167	47	T16407679A	15
2TB130805	51	2Z0201551	47	T06498629	41	T16407685	44
2TB145467	27	2Z0409135	31	T06498629 10	41	T16407687	34
2TC607312	49	2Z0511153	8	T06498629 20	41	T16407687 10	34
2TC607312A	49	2Z0721261A	46	T06498629 30	41	T16407687 20	34
2TC957501	6	2Z0721885	17	T06498629CH 0	41	T16407687 30	34
2TD117239	49	2Z0900275	45	T06498629CH 10	41	T16407687A	34
2TD129593	31	2Z0971759	45	T06498629CH 20	41	T16407687A 10	34
2TD145467	28	85HBE23862AB	37	T06498629CH 30	41	T16407687A 11	34
2TD407687	34	B925741	18	T06525159A	20	T16407687A 20	35
2TD407687 10	34	B925746	18	T06525275	44	T16407687A 30	35

T16407991	25	TE3103113Q	13	TJG899371E	48
T16411093	11	TE3103487	51	TJG899441	13
T16498629	41	TE3115561	22	TJG915415	37
T16498629 10	41	TE3121831E	6	TJG953277	38
T16498629 20	41	TE3129611A	11	TJG957501H	6
T16498629 30	41	TE3130317	8	TJG957501K	6
T16498629A	41	TE3141865	20	TL7121043	26
T16498629A 10	41	TE3141869	13	TL7129863	38
T16498629A 20	41	TE3145745A	22	TMG253853	23
T16498629A 30	42	TE3145903A	37	TMG521153	32
T16498629ACH 0	42	TE3311189A	44	TMG525231	37
T16498629ACH 10	42	TE3312061	7	TMJ121303 O	24
T16498629ACH 20	42	TE3501317A	44	TMJ512393	13
T16498629ACH 30	42	TE3607033	29	TMJ512395	44
T16498629B	42	TE3607473	37	TN4253861	18
T16498629B 10	42	TE3837016	21	TNQ711111	26
T16498629B 20	42	TEG129620	22	TNR411075	49
T16498629B 30	42	TEG129620A	22	TPH141857	24
T16498629B VP	42	TEG141165	27	TPH141857 X	24
T16498629BCH 0	42	TEG141165 F	27	TQG117231	29
T16498629BCH 10	42	TEG253143A	6	TQG117231 O	29
T16498629BCH 20	42	TEG311541A	24	TRA121045	7
T16498629BCH 30	42	TEG721619A	29	TRA121121	52
T16498629CH 0	42	TF3103211	7	TRA130301	50
T16498629CH 10	42	TF3721405	18	TRA130302	50
T16498629CH 20	42	TGG145177	49	TRA130304	50
T16498629CH 30	42	TGG253101A	49	TRA130305	50
T16513479	8	TH7299255	32	TRA130306	50
T16525187	8	TH7807132	47	TRA130805	51
T2D145407	47	TJ3121431	6	TRA145475	6
T2D312057	25	TJG115451B	28	TRA903119	36
T2D312077	7	TJG115451B S	28	TRG117231A	29
T2D525283	22	TJG130301	50	TRG117233	28
T72601157	48	TJG130303	50	TRG117245A	28
T75411185A	15	TJG130306	50	TRG117275	6
TAC109215	44	TJG130525B	29	TRG130302	50
TAC127525A	49	TJG130805	51	TRG201035	51
TAE107119	15	TJG141861	24	ZF7673975816	10
TAE107121	16	TJG141863	20		
TAE107123	16	TJG141865	20		
TAE109285	48	TJG141867	8		
TAE115425	25	TJG141883	35		
TAE121853	30	TJG145455	38		
TAE121855	49	TJG145457	37		
TAE129589A	26	TJG199379B	49		
TAE130303	50	TJG253101A	49		
TAF253227	32	TJG253135	26		
TAF253861	18	TJG253869A	20		
TAF253867	11	TJG301235C	26		
TAF253891	8	TJG311733	35		
TAF299251	8	TJG399181A	37		
TAF299263	19	TJG407689	17		
TAL117231	28	TJG407697C	48		
TAL117269	5	TJG411053	6		
TAP145179	49	TJG419669B	12		
TAP957805C	14	TJG501473	48		
TAR253853	23	TJG521153	32		
TAR411041	11	TJG711116	24		
TAR411053 O	6	TJG711141	29		
TAR411233A	32	TJG711259B	29		
TAR711523	23	TJG711397A	48		
TAR721075	19	TJG711397XD	48		
TAR721257 A	46	TJG711397XE	48		
TAR953235 O	25	TJG711549	13		
TAR957805	14	TJG711981C	7		
TAT863057232	16	TJG721139	33		
TAU957501	6	TJG807131	47		
TAV121617	47	TJG807202	30		
TD1253683A	49	TJG899369	20		
TD1711877B	14	TJG899369 X	20		



Conheça toda nossa linha de produtos:

- ✓ **Scania**
- ✓ **Volvo**
- ✓ **Iveco**
- ✓ **VW**
- ✓ **Mercedes**
- ✓ **Freios**
- ✓ **Daf**
- ✓ **Ford**



www.cipec.com.br

**EMPRESA CERTIFICADA
CERTIFIED COMPANY ISO 9001:2015**

