



CATÁLOGO PEÇAS DE REPOSIÇÃO
Spare Parts Catalogue

MULTIMARCAS
VW
MERCEDES
MAN



www.cipec.com.br

EMPRESA CERTIFICADA
CERTIFIED COMPANY ISO 9001:2015

Empresa

Company | La Empresa

A Cipec iniciou suas atividades em 1983 na cidade de São Caetano como um pequeno distribuidor e fabricante de peças de reposição para caminhões e ônibus. Trabalhando com empenho e seriedade, a Cipec rapidamente ampliou seu leque de produtos de distribuição, alcançando logo em seguida o status de referência nacional no mercado de reposição da linha Scania.

Em 1999, devido ao ritmo crescente dos negócios, a estrutura da Cipec já não comportava a demanda, levando a empresa a transferir suas atividades para uma área de 20.000 m² em Indaiatuba, localizada estrategicamente no interior paulista. Nesse novo local, a empresa investiu fortemente na parte fabril e agregou as linhas Volvo, VW, MWM, Cummins e Iveco.

Com amplo espaço fabril e novos nichos de mercado se abrindo, em 2003 a Cipec inovou mais uma vez, implantando uma completa linha de servos de embreagem, válvulas e reparos de freios para linha pesada. Surgiu então a NTI, uma marca Cipec que em pouco tempo ficaria conhecida no mercado, oferecendo um produto competitivo e altamente confiável.

Atualmente, a Cipec conta com mais de 170 colaboradores e comercializa mais de 22.000 itens a partir de sua unidade fabril localizada em Indaiatuba, ampliando ainda mais sua capacidade de produção e expedindo mais de 30 toneladas de produtos por dia para mais de 50 países em todo o mundo.

Cipec began its activities in 1983 in the city of São Caetano as a small distributor and manufacturer of spare parts for trucks and buses. Working with dedication and seriousness, Cipec quickly expanded its range of distribution products and soon achieved national reference status in the replacement market for the Scania line.

By 1999, its structure could no longer accommodate the growing pace of business, prompting Cipec to transfer its operations to a 20,000 m² area in Indaiatuba, strategically located in the interior of São Paulo. Strong investments were made in the manufacturing sector, and the Volvo, VW, MWM, Cummins, and Iveco lines were added.

With ample manufacturing space and new market niches emerging, Cipec innovated once again in 2003, introducing a complete line of clutch servos, valves, and brake repair kits for heavy-duty applications. Thus, NTI was born, a Cipec brand that quickly became known in the market, offering competitive and highly reliable products.

Today, Cipec employs over 170 employees and sells over 22,000 items from its manufacturing facility located in Indaiatuba, further increasing its production capacity and shipping over 30 tons of products per day to more than 50 countries worldwide.

La Cipec inició sus actividades en 1983 en la ciudad de São Caetano como un pequeño distribuidor y fabricante de repuestos para camiones y autobuses. Trabajando con dedicación y seriedad, Cipec amplió rápidamente su gama de productos de distribución y pronto alcanzó el estatus de referencia nacional en el mercado de repuestos para la línea Scania.

Para 1999, su estructura ya no podía soportar el creciente ritmo de negocios, lo que llevó a Cipec a trasladar sus operaciones a una área de 20,000 m² en Indaiatuba, estratégicamente ubicada en el interior de São Paulo. Se realizaron fuertes inversiones en el sector manufacturero y se añadieron las líneas Volvo, VW, MWM, Cummins y Iveco.

Con un amplio espacio de fabricación y nuevos nichos de mercado emergentes, Cipec innovó una vez más en 2003, introduciendo una línea completa de servos de embrague, válvulas y reparaciones de frenos para aplicaciones de servicio pesado. Así nació NTI, una marca de Cipec que rápidamente se hizo conocida en el mercado, ofreciendo productos competitivos y altamente confiables.

Hoy en día, Cipec emplea a más de 170 trabajadores y vende más de 22,000 artículos desde su planta de fabricación ubicada en Indaiatuba, aumentando aún más su capacidad de producción y enviando más de 30 toneladas de productos al día a más de 50 países en todo el mundo.



VW	5		
ABRACADEIRA	5	FLANGE E LUVA P/ CARDA	22
ACOPLAMENTO VISCOSO	6	FLEXIVEL	22
ADAPTADOR	6	FREIO MOTOR	23
ALAVANCA	7	GARFO	23
AMORTECEDOR	7	GUARDA-PO	24
ANEIS DIVERSOS	7	HASTE	24
ANEL TRAVA	7	HELICE	24
APOIO	8	INTERRUPTOR	25
ARRUELA	8	JOGO DE JUNTA	25
ASSENTO	8	JUNTA	25
BARRA DE DIRECAO	9	KIT	26
BATENTE	9	LANTERNA	26
BOCAL	9	MACANETA	26
BOIA COMBUSTIVEL	9	MANCAL	27
BOMBA ARLA	10	MANCAL DE EMBREAGEM	27
BOMBA D'AGUA	10	MANGUEIRA	27
BOMBA DIRECAO HIDRAULICA	10	MANGUEIRA SILICONE	28
BOMBA ESGUICHO PARABRISA	10	MANOPLA	29
BOMBA MANUAL	11	MOLA	29
BORBOLETA	11	MOLDURA	30
BORRACHA	11	MORINGA	30
BOTAO	12	O'RING	30
BUCHA DE BRONZE	12	PAINEL	31
BUCHAS DIVERSAS	12	PALHETA / BRACO	31
BUJAO	13	PARACHOQUE	31
CABO	13	PARAFUSO	31
CALCO	14	PEDAL	33
CAPA	16	PINO	33
CHAPA	16	PISTA	35
CHAVE	16	PISTAO	35
CHAVETA	16	POLIA	35
CILINDRO	17	PONTEIRA	36
COLUNA	18	PORCA	36
CONE	18	PORTA-OBJETO	37
COPO	18	PRESILHA	37
COXIM	18	PRISIONEIRO DE ACO	38
CUPILHA	19	PROTETOR	38
DOBRADICA	19	RELE	38
EIXO	19	REPARO MANGA DE EIXO	38
EMBOLO	20	REPAROS DIVERSOS	43
ENGRENAGEM	20	RESERVATORIO	43
ESFERA	20	RETENTOR	43
ESPACADOR	21	ROLAMENTO	45
ESTICADOR	21	SELO	45
ESTRIBO	21	SENSOR	45
FECHADURA	21	SERVO EMBREAGEM	46
FILTRO	22	SINCRONIZADOR	46
FLANGE	22	SUPORTE	47
		TAMPA	47

VW 5

TERMINAL	48
TIRANTE	48
TRAVA	48
TUBO	49
TUBO INJETOR	50
VALVULA	50
VALVULA DIVERSAS	51
VARETA	51
VEDADOR	51

MERCEDES 53

ABRACADEIRA	53
ACOPLAMENTO VISCOSO	53
ANEIS DIVERSOS	53
ARRUELA	54
BATENTE	54
BICO REFRIGERACAO	54
BOIA COMBUSTIVEL	54
BOMBA D'AGUA	55
BOMBA DE OLEO	56
BOMBA ESGUICHO PARABRISA	56
BOMBA MANUAL	56
BUCHAS DIVERSAS	57
CALCO	57
CASTANHA	57
CILINDRO	57
CONE	59
COXIM	59
ESPELHO RETROVISOR	60
ESTICADOR	60
FAROL	60
FILTRO	60
FLEXIVEL	61
HELICE	61
INSERTO	61
LANTERNA	61
MANCAL DE EMBREAGEM	62
MANGUEIRA SILICONE	62
MANOPLA	63
MOLDURA	63
O'RING	63
PALHETA / BRACO	64
PINO	64
POLIA	64
PORCA	64
REPARO BOMBA D'AGUA	65
REPARO MANGA DE EIXO	65
REPAROS DIVERSOS	67
RESERVATORIO	67

RETENTOR	67
ROLAMENTO	67
SENSOR	68
SERVO EMBREAGEM	68
TAMPA	69
TERMINAL	69
TRAVA	69
TUBO FLEXIVEL	70
VALVULA	70

MAN 71

ANEL TRAVA	71
BATENTE	71
BOIA COMBUSTIVEL	71
BOMBA ARLA	71
CALCO	72
CILINDRO	72
COXIM	72
GRAXEIRA	73
JUNTA	73
MANCAL DE EMBREAGEM	73
MANGUEIRA SILICONE	73
MOTOR ELETRICO	74
PALHETA / BRACO	74
PINO	74
REPARO MANGA DE EIXO	74
REPAROS DIVERSOS	75
RETENTOR	75
ROLAMENTO	75
SENSOR	75
SERVO EMBREAGEM	76
TRAVA	76

CONTATOS 77

ÍNDICE POR CÓDIGO 78

VW	5	YOKE	22
CLAMP	5	FLEXIBLE	22
VISCOUS COUPLING	6	EXHAUST BRAKES	23
ADAPTER	6	FORK	23
LEVER	7	DUST COVERS	24
SHOCK ABSORBER	7	ROD	24
RING	7	FAN	24
LOCK RING	7	SWITCH	25
BRACKET	8	GASKET SET	25
WASHER	8	GASKET	25
SEAT	8	KIT	26
STEERING BAR	9	LANTERN	26
STOPPER	9	HANDLE	26
NOZZLE	9	BEARING CAP	27
FUEL FLOAT	9	CLUTCH BEARING	27
UREA INJECTION FEED MODULE	10	HOSE	27
WATER PUMP	10	SILICON HOSE	28
POWER STEERING PUMP	10	KNOB	29
WINDSHIELD WIPER PUMP	10	SPRING	29
HAND PUMP	11	FRAME	30
THROTTLE	11	DRIVING SHAFT SLEEVE	30
RUBBER	11	O'RING	30
BUTTON	12	PANEL	31
BRONZE BUSHING	12	BLADE / ARM	31
BUSHING ALL TYPE	12	BUMPER	31
PLUG	13	SCREW	31
CABLE	13	PEDALS	33
SHIM	14	PIN	33
COVER	16	SUPPORT	35
PLATE	16	PISTON	35
SWITCH	16	PULLEY	35
KEY	16	PROTECTIVE	36
CYLINDER	17	NUT	36
COLUMN	18	OBJECT HOLDER	37
CONE	18	CLAMP	37
GLASSE	18	STEEL STUD	38
RUBBER MOUNTING	18	PROTECTOR	38
COTTER PIN	19	RELAYS	38
HINGE	19	KING PIN REPAIR KIT	38
AXLE	19	REPAIR KIT	43
PISTON	20	CONTAINERS	43
GEAR	20	RETAINER	43
BALL	20	ROLLER BEARING	45
SPACER	21	SEALINGS	45
BELT TENSIONER	21	SENSOR	45
RUNNING BOARD	21	CLUTCH SERVO	46
DOOR LOCK	21	SYNCHRONIZING	46
FILTER	22	BRACKET	47
FLANGE	22	COVER	47

VW 5

TERMINALS	48
PISTON RODS	48
LOCKS	48
TUBE	49
INJECTOR TUBE	50
VALVE	50
DIVERSE VALVE	51
ROD	51
SEALINGS	51

MERCEDES 53

CLAMP	53
VISCOUS COUPLING	53
RING	53
WASHER	54
STOPPER	54
NOZZLE COOLING	54
FUEL FLOAT	54
WATER PUMP	55
OIL PUMP	56
WINDSHIELD WIPER PUMP	56
HAND PUMP	56
BUSHING ALL TYPE	57
SHIM	57
CLAMP	57
CYLINDER	57
CONE	59
RUBBER MOUNTING	59
REAR VIEW MIRROR	60
BELT TENSIONER	60
HEAD LAMP	60
FILTER	60
FLEXIBLE	61
FAN	61
INSERT	61
LANTERN	61
CLUTCH BEARING	62
SILICON HOSE	62
KNOB	63
FRAME	63
O'RING	63
BLADE / ARM	64
PIN	64
PULLEY	64
NUT	64
WATER PUMP REPAIR KIT	65
KING PIN REPAIR KIT	65
REPAIR KIT	67
CONTAINERS	67

RETAINER	67
ROLLER BEARING	67
SENSOR	68
CLUTCH SERVO	68
COVER	69
TERMINALS	69
LOCKS	69
INOX FLEXIBLE TUBE	70
VALVE	70

MAN 71

LOCK RING	71
STOPPER	71
FUEL FLOAT	71
UREA INJECTION FEED MODULE	71
SHIM	72
CYLINDER	72
RUBBER MOUNTING	72
LUBRICATOR	73
GASKET	73
CLUTCH BEARING	73
SILICON HOSE	73
DOOR WINDOW LIFTERS	74
BLADE / ARM	74
PIN	74
KING PIN REPAIR KIT	74
REPAIR KIT	75
RETAINER	75
ROLLER BEARING	75
SENSOR	75
CLUTCH SERVO	76
LOCKS	76

CONTACTS 77

INDEX BY CODE 78

1.01 ABRACADEIRA

CLAMP

2RD115657 SPRING CLAMP

ABRACADEIRA TIPO MOLA
017857
2RD115657
NFU801228KA



/ 14.200 / 12.140H / 14.150 / 14.220 / 16.170 / 16.220 / 14.180 / 24.250 / 35.300 / 35.300H / 12.

2RD117273 STEEL CLAMP 73 X 79 MM

ABRACADEIRA ACO 73 X 79 MM
004875
2RD117273



/ 7.100 / 8.100 / 8.140 / 8.140CO / 8.140CE / L.80 / 12.140T / 8.140CKD / 13.150 / 8.150 MWM

2RD129723 STEEL CLAMP 96 X 102 MM

ABRACADEIRA ACO 96 X 102 MM
004871
2RD129723
NFU801222KN



/ 7.100 / 15.180EOD / 15.190EOD / 7.110 / 8.150 / 7.120 / 8.120 / 13.150 /

2RD253143B CLAMP 94 X 5 MM

ABRAC. ACO C/ CANALETA 94X5 MM
004853
2RD253143B
2P0253143B
TGG253143



/ 14.150 / 12.140T / 7.100 / 8.140 / 8.100 / L.80 / 7.110 / 7.120 / 8.120 / 8.150 / 13.150 / 13.180E

2RE117273 CLAMP 77 X 83 MM

ABRAC. ACO TIPO TUCHO 77X83 MM
004973
2RE117273



/ 8.140 / 16.180CO / 16.210CO / 7.120 / 8.120 / 8.150 / 13.150 / 17.210OD / 8.150E / 9.150E / 17.

2RE117273A STEEL CLAMP 68 X 74 MM

ABRACADEIRA ACO 68 X 74 MM
004879
2RE117273A



/ 8.150E / 17.250E / 8.120 / 8.150 / 9.150OD / 8.140 / 8.140CO / 8.140CE / 13.150 / 7.120 / 13.

2RE117273C STEEL CLAMP 83 X 92 MM

ABRACADEIRA ACO 83 X 92 MM
004975
2RE117273C



/ 17.210OD / 26.260 / 31.260 / 17.250E / 17.260EOT / 18.320EOT / 24.250E / 8.150E / 8.150 /

2RE121255 SPRING CLAMP

ABRACADEIRA TIPO MOLA
017855
2RE121255



/ 12.140T / 12.140H / 14.200 / 14.150 / 12.180 / 14.180 / 14.220 / 16.170 / 16.220 / 16.220 LEITO /

2RH129723B CLAMP 86 X 92 MM

ABRAC. ACO TIPO TUCHO 86X92 MM
004974
2RH129723B



/ 13.180 / 15.180 / 17.210 MWM EURO 2 / 23.210 MWM EURO 2 / 13.170E / 15.170E / 13.180E / 15.

2S0129142 AIR FILTER CLAMP

ABRAC. INFERIOR FILTRO AR
013352
2S0129142



/ 13.190 / 13.170 / 15.170 / 17.300 / 26.300 / 40.300 / 17.310 / 26.220 / 26.260 / 31.260 / 31.310 / 13.

2S0129142A CLAMP

ABRAC. SUPERIOR FILTRO AR
014884
2S0129142A



/ 13.190 / 13.170 / 15.170 / 17.300 / 26.300 / 40.300 / 17.310 / 26.220 / 26.260 / 31.260 / 31.310 / 13.

2T2253143C CLAMP EXHAUST TUBE

MEIA ABRACADEIRA TUBO ESCAPE
017853
2T2253143C



26.220 / 26.260E / 31.260E /

2T2253143H EXHAUST CLAMP

ABRACADEIRA TUBO ESCAPAMENTO
015302
2T2253143H



/ 19.370 / 25.320 / 15.180EOD / 15.190EOD / 19.320E / 25.370E / 24.250ECONSTELLATION / 17.

2T2253143J CLAMP

ABRACADEIRA TUBO FLEX. ESCAPE
017856
2T2253143J



26.220 / 26.260E / 31.260E / 26.260 CONSTELLATION / 31.260 CONSTELLATION /

2T2253143K EXHAUST CLAMP

ABRACADEIRA TUBO ESCAPE
017854
2T2253143K



24.250 / 40.300 / 18.310 / 26.260 / 26.310 / 26.220 / 31.260 / 31.310 / 17.210 / 17.220 / 17.300 / 17.

2TE117273 STEEL CLAMP 80 X 86 MM

ABRACADEIRA ACO 80 X 86 MM
004857
2TE117273



12.170BT / 14.170BT / 14.220 / 16.170 / 16.220 / 16.300 / 17.210OD / 24.250 / 35.300 / 40.300 / 15.

2TE117273A STEEL CLAMP 83 X 89 MM

ABRACADEIRA ACO 83 X 89 MM
004877
2TE117273A



/ 13.150 / 13.170 / 13.180 / 13.190 / 15.180 / 15.170 / 17.220 / 17.300 / 17.310 / 18.310 / 24.250 /

2Z0129642 STEEL CLAMP 151 X 160 MM

ABRACADEIRA ACO 151 X 160 MM
004867
2Z0129642



/ 17.210OD / 17.240OT / 18.310OT / 17.260EOT / 18.320EOT / 24.250ECONSTELLATION / 26.

03873109 BRACKET FOR 3 INJECTION

ABRAC. 3 CANALETAS TUBO INJETOR
005299
03873109
920509770044
2R0130531



12.140H / 6.90 / 7.90S / 7.110S / 11.130 / 13.130 / 14.140 / 11.140 / 12.140 / 7.90 /

N0209057 NYLON CLAMP 200 X 5

ABRACADEIRA NYLON 200 X 5
005657
N0209057



7.100 / 8.100 / 8.140 / 8.140CO / 8.140CE / 12.140T / 12.170BT / 12.180 / 14.150 / 14.170BT /

N0235463 STEEL CLAMP 9 X 13 MM

ABRACADEIRA ACO 9 X 13 MM
004887
N0235463
796348
ZBZ201193A



/ 8.140 / 8.140CO / 8.140CE / 8.140CKD

NFU801225KA STEEL CLAMP 57 X 76 MM

ABRACADEIRA ACO 57 X 76 MM
004884
NFU801225KA



/ 14.220 / 16.170 / 16.220 / 17.300 / 17.310 / 16.220 LEITO / 23.310 / 24.220

NFU801229KA STEEL CLAMP 38 X 51 MM

ABRACADEIRA ACO 38 X 51 MM
004883
NFU801229KA



UNIVERSAL TODOS VEICULOS /

TAL117269 CLAMP 104 MM

ABRAC. ACO C/ CANALETA 104 MM
004878
TAL117269



14.220 / 16.220 / 16.300 / 24.250 / 35.300 / 40.300 / 18.310 / 26.260 / 26.310 / 26.220 / 31.260 / 31.

1.01 ABRACADEIRA CLAMP

TAR411053 O CLAMP FOR STABILIZER
ABRACADEIRA ESTABILIZADOR
007477
TAR411053 O




/ 12.140H / 14.150 / 14.220 / 16.170 / 16.220 / 16.220 LEITO / 24.250 / 35.300 / 35.300H / 16.300 /

TE3121831E STEEL CLAMP 13 X 19 MM
ABRACADEIRA ACO 13 X 19 MM
004888
TE3121831E



/ 14.210 / 16.210

TEG253143A CLAMP 108 MM
ABRAC. ACO C/ CANALETA 108 MM
004856
TEG253143A
TJG253143A




12.180 / 14.150 / 14.180 / 16.170 / 16.180CO / 16.210CO / 17.210OD / 24.250 / 40.300 / 15.180EOD

TJG411053 CLAMP FOR STABILIZER
ABRACADEIRA ESTABILIZADOR
012317
TJG411053



14.200 / 12.140H / 14.150 / 14.220 / 16.170 / 16.220 / 16.220 LEITO / 24.250 / 35.300 / 35.300H /

TRA145475 CLAMP OF TURBINE
ABRACADEIRA TURBINA
006625
TRA145475
3354862
TIRC818CUM



12.170BT / 14.170BT / 16.170 / 16.200 / 17.250E / 17.210 / 24.250E / 13.170E / 15.170E / 15.190E /

TRG117275 STEEL CLAMP 77 X 86 MM
ABRACADEIRA ACO 76 X 83 MM
004873
TRG117275



24.250 / 35.300 / 35.300H /

1.02 ACOPLAMENTO VISCOZO VISCIOUS COUPLING

2T0121302 VISCIOUS COUPLING
ACOPL. VISCOSO CUMMINS
013368
2T0121302



/ 17.300 / 17.310 / 18.310 / 26.300 / 26.310 / 40.300 / 31.310

TJ3121431 VISCIOUS FAN COUPLING
ACOPL. VISCOSO VENTILADOR
005796
1932-114
TAP121431
TJ3121431



/ 8.150E / 7.100 / 8.100 / 8.120 / 8.150 / 9.150OD / 8.140 / 8.140CO / 8.140CE / L.80 / 12.140T / 12.

1.03 ADAPTADOR ADAPTER

2R0201156 FUEL FILTER ADAPTER
ADAPTADOR FILTRO COMB.
017806
2R0201156



18.310 / 8.150E / 9.150E / 17.250E / 23.250E / 24.250E / 13.180E / 15.170E / 15.180E / 15.190E /

2RD957501 SPEEDOMETER ADAPTOR
ADAPTADOR VELOCIMETRO
015456
2RD957501



7.100 / 8.100 /

2TA957501A SPEEDOMETER ADAPTOR
ADAPTADOR VELOCIMETRO
015457
2TA957501A



L.80 / 16.210CO /

2TA957501B SPEEDOMETER ADAPTOR
ADAPTADOR VELOCIMETRO
015458
2TA957501B



L.80 /

2TC957501 SPEEDOMETER ADAPTOR
ADAPTADOR VELOCIMETRO
015450
2TC957501



16.300 / 40.300 /

TAU957501 SPEEDOMETER ADAPTOR
ADAPTADOR VELOCIMETRO
015453
TAU957501



24.250 /

TJG957501H SPEEDOMETER ADAPTOR
ADAPTADOR VELOCIMETRO
015454
TJG957501H



24.250 / 24.220 /

TJG957501K SPEEDOMETER ADAPTOR
ADAPTADOR VELOCIMETRO
015455
TJG957501K



24.220 / 24.250 /

1.04 ALAVANCA LEVER

TJG711981C GEAR BOX CONTROL

ALAV. ARTIC. CAIXA CAMBIO RT

005135
TJG711981C



16.300 / 24.250 / 35.300 / 40.300 / 24.220 / 26.260 / 26.310 / 26.220 / 31.260 / 31.310 / 26.260E / 31.

1.05 AMORTECEDOR SHOCK ABSORBER

2R2899515 CABIN SHOCK ABSORBER

AMORT. CABINE CONSTELLATION S/

012392
2R2899515



26.260 CONSTELLATION / 31.260
CONSTELLATION / 31.320E CONSTELLATION /

1.06 ANEIS DIVERSOS RING

2R0145487B COMPRESSOR O-RING

O-RING COMPRESSOR AR

017803
2R0145487B



15.180EOD / 15.190EOD / 26.260E / 31.260E / 26.260 CONSTELLATION / 31.260

TF3103211 SEALING RING

ANEL VEDACAO CAPA SECA VOLANTE

017799
TF3103211



12.170BT / 14.170BT / 14.220 / 16.170 / 16.220 / 16.300 / 24.250 / 35.300 / 40.300 / 16.220 LEITO /

TRA121045 WATER PUMP SEALING

ANEL VEDACAO B'B D'AGUA

017800
TRA121045



16.170 / 12.170BT / 14.170BT / 16.200 / 13.190 / 13.170 / 15.170 / 17.210 CUMMINS EURO 2 / 23.

1.07 ANEL TRAVA LOCK RING

2T2141231A CLUTCH BEARING LOCK

ANEL TRAVA ROL. EMBREAGEM

018071
2T2141231A



26.260 CONSTELLATION / 31.260
CONSTELLATION / 31.320E CONSTELLATION /

2TA608701A SAFETY RING

ANEL SEGURANCA VALV. MANETIM

017805
2TA608701A



7.110 / 7.120 / 7.100 / 8.120 / 8.150 / 18.310 / 13-190 / 15-190 / 13.150 / 13.170 / 15.170 / 13.180 /

NFE661120HF LOCK RING

ANEL TRAVA 18,5 X 1,2

009392
NFE661120HF



7.100 / 8.100 / 8.140 / L.80 / 12.140T / 12.170BT / 12.180 / 14.150 / 14.170BT / 14.180 / 14.220 / 16.

T11407677 AXLE LOCK RING

ANEL TRAVA MANGA EIXO

010342
T11407677



12.140T / 12.170BT / 12.140H / 11.130 / 13.130 / 14.140 / 11.140 / 12.140 / 13.190 / 13.170 / 13.150

T2D312077 LOCK GEAR

ANEL TRAVA ENGRENAGEM 3: VEL.

007538



12.140H / 14.150 / 12.170BT / 14.170BT / 12.140T / 12.180 / 14.180 / 7.90S / 7.110S / 7.100 /

TE3312061 LOCKING RING

ANEL TRAVA

012124
TE3312061
3315686



17.250E / 14.200 / 16.170 / 16.180CO / 16.200 / 17.210 / 16.220 / 17.220 / 16.300 / 17.300 / 17.

1.08 APOIO BRACKET

2318372091 OUTER DOOR HANDLE

BASE PEQ. MACANETA EXT. PORTA

012458
2318372091



14.200 / 12.140H / 14.150 / 14.220 / 16.170 / 16.220 / 16.220 LEITO / 24.220 / 24.250 / 35.300 /

1.09 ARRUELA WASHER

2P0711579B PLASTIC WASHER

ARRUELA PLASTICA

018269
2P0711579B



17.210OD / 15.180EOD / 15.190EOD / 5.140 MWM DELIVERY / 8.150 MWM DELIVERY /

2RD407661 STEERING KNUCKLE NUT

ARRUELA TRAVA PORCA MANGA EIXO

005377
2RD407661
02989561



7.100 / 8.100 / 8.140 / 8.140CO / 8.140CE / L.80 / 8.140CKD / 6.90 / 7.90S / 7.110S / 7.110 / 7.90 /

2RD407661B AXLE ADJUSTER WASHER

ARRUELA AJUSTE MANGA EIXO 29,5 X 50,0 X

011244
2RD407661B



7.100 / 8.100 / 8.140 / 8.140CO / 8.140CE / 8.140CKD / 6.90 / 7.90S / 7.110S / 7.90 / 8.150 / 7.

2RD407661C AXLE ADJUSTER WASHER

ARRUELA AJUSTE MANGA EIXO 29,5 X 50,0 X

011245
2RD407661C



5.140 EOD / 6.90 / 7.100 / 7.110S / 7.120 / 7.90 / 7.90S / 8.100 / 8.120 / 8.120OD / 8.140 / 8.140CE

2RD607054A SLACK ADJUSTER

ARRUELA INTERM. CATRACA FREIO

018119
2RD607054A



7.100 / 8.140 / 8.100 / L.80 / 7.110 / 7.120 / 8.120 / 8.150 / 8.150E / 9.150E / 8.150 EOD / 9.150EOD /

T12525377 COPPER WASHER 0,9 X 40

ARRUELA COBRE 0,9X 40 X 45 (1540A45A)

023409
T12525377



14.200 / 12.140H / 14.150 / 14.150 CHILE / 14.220 / 16.170 / 16.220 / 16.220 LEITO / 12.170BT / 14.

T16513479 SHOCK ABSORBER

ARRUELA AMORTECEDOR CONSTELLATION

016566
T16513479



14.200 / 12.140H / 14.150 / 14.220 / 16.170 / 16.220 / 16.300 / 12.170BT / 14.170BT / 16.200 / 12.

T16525187 SATELITE SUPPORT

ARRUELA ENC. SATEL. 14 A 16 TON. 2

005335
T16525187
009128



14.220 / 16.170 / 16.180CO / 16.210CO / 16.220 / 17.210OD / 15.180EOD / 15.190EOD / 16.220

TAF253891 PRESSURE WASHER

ARRUELA PRESSAO FREIO MOTOR (M8) DIN

017706
TAF253891



7.100 / 8.100 / 8.140 / 8.140CO / 8.140CE / L.80 / 12.180 / 14.150 / 14.180 / 14.220 / 16.170 / 16.

TAF299251 WASHER

ARRUELA PISTAO FREIO MOTOR

017711
TAF299251



7.100 / 8.100 / 8.140 / 8.140CO / 8.140CE / L.80 / 14.220 / 16.170 / 16.180CO / 16.210CO / 16.220 /

TE3130317 DOUBLE TUBE SEALING

ARRUELA VED. DUPLA TUBO BICO CUMMINS

005301
TE3130317



/ 12.170BT / 13.170 / 13.190 / 14.170BT / 14.220 / 15.170 / 16.170 / 16.200 / 16.220 / 17.220 / 16.

TJG141867 AXLE LOCK WASHER 9/16

ARRUELA TRAVA DO EIXO 9/16

005068
TJG141867
3001709
2RD141867



17.250E / 12.170BT / 12.180 / 13.170 / 13.180 / 13.190 / 14.150 / 15.180 / 14.170BT / 14.180 / 14.

1.10 ASSENTO SEAT

2Z0511153 SPRING SEAT

ASSENTO SUP. MOLA

014484
2Z0511153



17.240OT / 18.310OT / 17.260EOT / 18.320EOT /

1.11 BARRA DE DIRECAO

STEERING BAR

T15415701C LEFT TIE ROD

BARRA DIRECAO ESQUERDA
003830
T15415701C



/ 16.210 / 16.210H

1.12 BATENTE

STOPPER

2R2899177 CABIN SUSPENSION

BATENTE SUSPENSAO CABINA
018019
2R2899177



17.250E CONSTELLATION / 24.
250ECONSTELLATION / 13.180E

8961300504 PEDAL VALVE CUSHION

BATENTE BORRACHA VALVULA PEDAL
014398



7.100 / 8.100 / 8.140 / 8.140CO / 8.140CE / L-80 /
12.140T / 12.170BT / 12.180 / 14.150 / 14.170BT

1.13 BOCAL

NOZZLE

2T0129657 AIRCOM EXHAUST

BOCAL SAIDA AR
018234
2T0129657



17.250E / 13.170 / 13.180 / 13.190 / 15.180 / 15.
170 / 17.220 / 17.300 / 18.310 / 24.250 / 26.260 /

1.14 BOIA COMBUSTIVEL

FUEL FLOAT

2V5201495 FUEL LEVEL SENSOR

BOIA SENSOR TANQUE COMB. MAN TGX/VW
027394
2V5201495



1.15 BOMBA ARLA UREA INJECTION FEED

2P0131113B
BOMBA DOSADORA ARLA 12V DAF
028458
2P0131113B
2T2131113A



2T2131113B ADBLUE DOSING PUMP
BOMBA DOSADORA ARLA VW
028080
2T2131113B



1.16 BOMBA D'AGUA WATER PUMP

2P0121004 WATER PUMP CUMMINS
B'B D'AGUA MWM SPRINT 4 CIL-MOD. 5-140-
013685
2P0121004
940807310015
UB0574



8.150 MWM DELIVERY / 8.150 EOD / 5.140 /
MOTOR MWM 4.08TCE 4C /

2RB121005 WATER PUMP MWM 4/6 CYL.
B'B D'AGUA MWM 3/4/6 CIL D229 ASP.
004904
2RB121005
922987310026
922987310016
922507310015
75202649
03618992



12.140H / 6.90 / 7.90S / 11.130 / 13.130 / 11.140 /
12.140 / 7.90 / 6.90S /

2RK121005 WATER PUMP ENGINE 8.3L
B'B D'AGUA CUMMINS 8.3L SERIE C
004907
2RK121005
UB0732
TF3121005
TE3121005
3285323
2S0121005



14.220 / 16.170 / 16.220 / 16.300 / 24.250 / 35.300
/ 40.300 / 16.220 LEITO / 18.310 / 26.260 / 26.310

2S0121004B WATER PUMP CUMMINS
B'B D'AGUA MOTOR CUMMINS ELETRONICO
012937
2S0121004B
4891252
2R0121004



17.250E / 23.250E / 17.260EOT / 8.150E / 13.
170E / 15.170E / 15.190E / 13.180 / 9.150EOD /

940707310035 WALTER PUMP MWM
B'B D'AGUA MWM 4.0 TCA 4 CIL
007804
940707310035
0105002
73102



940707310055 WATER PUMP CUMMINS
B'B D'AGUA MWM SPRINT 4 CIL-MOD.
019384
940707310055



1.17 BOMBA DIRECAO HIDRAULICA POWER STEERING PUMP

2R0145157 POWER STEERING PUMP
B'B DIRECAO HIDRAULICA
014905
2R0145157



7.100 / 8.140 / 8.140CO / 8.140CE / 7.110 / 8.150 /
7.120 / 8.120 / 9.150OD / 8.120OD / 8.150 OD / 8.

ZF7673975816 POWER STEERING PUMP
B'B DIRECAO HIDRAULICA
023256



7.100 / 8.140 / 8.140CO / 8.140CE / 7.110 / 8.150 /
7.120 / 8.120 / 9.150OD / 8.120OD / 8.150 OD / 8.

1.18 BOMBA ESGUICHO WINDSHIELD WIPER PUMP

2TA955651 WINDSHIELD WASHER
BOMBA ESGUICHO PARABRISA
005680
2TA955651



L.80 / 18.310 / 26.260E / 31.260E / 17.250E / 23.
250E / 24.250E / 8.150E / 13.170E / 15.170E / 15.

2V5955993 WINDSHIELD WASHER
ESGUICHO AGUA PARABRISA VW
027594
2V5955993



1.19 BOMBA MANUAL HAND PUMP

04099908 HAND PUMP MWM

BOMBA MANUAL MWM
006222
04099908
2447222099
2S0261437



12.180 / 14.150 / 14.180 / 16.180CO / 16.210CO / 17.210OD / 12.140H / 6.90 / 7.90S / 7.110S / 11.

906905810101 MANUAL PUMP 111/2/3

BOMBA MANUAL 111/2/3
023622



12.180 / 14.150 / 14.180 / 16.180CO / 16.210CO / 17.210OD / 12.140H / 6.90 / 7.90S / 7.110S / 11.

1.20 BORBOLETA THROTTLE

2RE253867 THROTTLE

BORBOLETA FREIO MOTOR
017720
2RE253867



7.100 / 8.100 / 8.140 / 8.140CO / L.80 / 12.140T / 15.180EOD / 15.190EOD / 7.110 / 8.150E / 8.150 /

2S2253867A THROTTLE

BORBOLETA FREIO MOTOR
017732
2S2253867A



13.180E CONSTELLATION / 15.180E CONSTELLATION /

2S2253867B THROTTLE

BORBOLETA FREIO MOTOR
017735
2S2253867B



26.260 / 26.220 / 31.260 / 26.260 CONSTELLATION / 31.260 CONSTELLATION /

2T0253691 THROTTLE

BORBOLETA FREIO MOTOR
017709
2T0253691



14.220 / 16.220 / 16.300 / 24.250 / 35.300 / 40.300 / 15.180EOD / 15.190EOD / 24.220 / 18.310 / 26.

TAF253867 THROTTLE

BORBOLETA FREIO MOTOR
017716
TAF253867



12.140T / 12.170BT / 12.180 / 14.150 / 14.170BT / 14.180 / 16.170 / 16.180CO / 16.210CO / 17.

1.21 BORRACHA RUBBER

2R2899542 SHOCK ABSORBER


BUCHA BORRACHA AMORT. CABINA
014486
2R2899542



17.250E CONSTELLATION / 24.250ECONSTELLATION / 13.180E

C7TA8100155C BUSHING

BUCHA TRAS. INFERIOR CABINA
007349
C7TA8100155C



T06411041 STABILIZER BAR BUSHING

BUCHA BARRA ESTABIL. DIANT.
007747
T06411041
2RE411041



6.80 / 6.90 / 7.90S / 7.110S / 7.100 / 8.100 / 8.120 / 8.150 / 8.150OD / 8.140 / 8.140CO / 8.140CE / L.

T11413435A O REAR SHOCK ABSORBER

BUCHA AMORTECEDOR TRASEIRO
004520
T11413435A O



/ 7.90S / 7.110S / 11.130 / 13.130 / 14.140 / 11.140 / 12.140 / 6.90S / 7.90

T16411093 FRONT TURNING BAR

MANCAL BARRA ESTAB. DIANT.
004524
T16411093



/ 12.140 / 14.150 / 14.200 / 14.220 / 16.170 / 16.220 / 24.250 / 35.300 / 12.140H

TAR411041 RUBBER BUSHING

MANCAL BARRA ESTAB. DIANT.
007743
TAR411041
2Z0411324



/ 12.180 / 14.150 / 14.220 / 16.220 / 24.250 / 35.300 / 40.300

TE3129611A DRY AIR CLEANER VALVE

VALV. BORRACHA DESCARGA POEIRA
005859
TE3129611A



/ 8.150E / 7.100 / 8.100 / 8.120 / 8.150 / 9.150OD / 8.140 / L.80 / 12.140 / 12.140T / 12.170BT / 12.

1.22 BOTAO BUTTON

TJG419669B HORN BUTTON

BOTAO BUZINA
011217
TJG419669B



16.180CO / 16.210CO /

1.23 BUCHA DE BRONZE BRONZE BUSHING

2R0407171C040 STEERING KNUCKLE PIN

BUCHA PINO MANGA EIXO 0,40MM
016937
2R0407171C04
0
500056490 D



8.150E / 8.150 / 9.150E / 7.120 / 8.120 / 5.140
MWM DELIVERY / 8.150 MWM DELIVERY / 9.

1.24 BUCHAS DIVERSAS BUSHING ALL TYPE

2P0407172 BUSHING

BUCHA CHIME MANGA EIXO
018955
2P0407172



5.140 MWM DELIVERY / 8.150 MWM DELIVERY /
8.150 EOD / 5.140 EOD /

2P0711164 MOUNT BUSHING

BUCHA MANCAL TRAMBULADOR
017262
2P0711164



15.180EOD / 15.190EOD / 17.210 EOD / 5.140
MWM DELIVERY / 8.150 MWM DELIVERY /

2R0407171B010 STEERING KNUCKLE PIN

BUCHA PINO MANGA EIXO 0,10MM
016930
2R0407171B010



7.100 / 8.100 / 8.140 / 8.140CO / 8.140CE / 8.
140CKD / 8.150E / 8.150 / 9.150E / 7.120 / 8.120 /

2R0407171B020 STEERING KNUCKLE PIN

BUCHA PINO MANGA EIXO 0,20MM
016931
2R0407171B020



7.100 / 8.100 / 8.140 / 8.140CO / 8.140CE / 8.
140CKD / 8.150E / 8.150 / 9.150E / 7.120 / 8.120 /

2R0407171B030 STEERING KNUCKLE PIN

BUCHA PINO MANGA EIXO 0,30MM
016932
2R0407171B030



7.100 / 8.100 / 8.140 / 8.140CO / 8.140CE / 8.
140CKD / 8.150E / 8.150 / 9.150E / 7.120 / 8.120 /

2R0407171B O BUSHING

BUCHA PINO MANGA EIXO STD
007802
2R0407171B O
2R0407397 O



7.100 / 8.100 / 8.140 / 8.140CO / 8.140CE / 8.
140CKD / 8.150E / 8.150 / 9.150E / 7.120 / 8.120 /

2R0407172 BUSHING KING PIN

BUCHA CHIME MANGA EIXO
019834
2R0407172



7.100 / 8.100 / 8.140 / 8.140CO / 8.140CE / 8.
140CKD / 8.150E / 8.150 / 9.150E / 7.120 / 8.120 /

2R0805244A BUSHING

BUCHA ARTICULACAO DIANT. CABINA
013268
2R0805244A



7.100 / 8.120 / 8.150 / 13.150 / 13.170 / 13.180 /
15.180 / 15.170 / 17.210 / 17.220 / 17.300 / 18.310

2R4405421 KING PIN BUSHING AGRATE

BUCHA PINO MANGA EIXO AGRALE =STD=
024558
2R4405421



2R4405421 10 KING PIN BUSHING AGRALE

BUCHA PINO MANGA EIXO AGRALE 0,10MM
024557
2R4405421 10



2R4405421 20 KING PIN BUSHING AGRALE

BUCHA PINO MANGA EIXO AGRALE 0,20MM
024555
2R4405421 20



2R4405421 30 KING PIN BUSHING AGRALE

BUCHA PINO MANGA EIXO AGRALE 0,30MM
024556
2R4405421 30



1.24 BUCHAS DIVERSAS BUSHING ALL TYPE

2RD807899 BUSHING
BUCHA SUPORTE PLACA
012457
2RD807899



TODOS VEICULOS APARTIR 1994 /

2RP301461 FORK BUSHING
BUCHA GARFO SELETOR TRAMBULADOR
005286
2RP301461



/ 8.150E / 17.250E / 7.100 / 8.100 / 8.120 / 8.150 / 8.140 / 8.140CO / 8.140CE / L.80 / 12.140T / 12.

2T2141197 BUSHING
BUCHA COROA GARFO EMBREAGEM
017868
2T2141197



13.180E CONSTELLATION / 15.180E CONSTELLATION / 17.250E CONSTELLATION /

2T2141197A CLUTCH FORK BUSHING
BUCHA GARFO EMBREAGEM
017869
2T2141197A



15.180EOD / 15.190EOD / 13.180E CONSTELLATION / 15.180E CONSTELLATION /

3312252 FORK BUSHING
BUCHA GARFO SELETOR TRAMBULADOR
023245



12.140H / 14.150 / 12.170BT / 14.170BT / 12.140T / 12.180 / 14.180 / 14.200 / 16.170 / 14.220 /

NFU800900 BOX PIN SPACER BUSHING
BUCHA ESPAC. PINO CABINA
006334
NFU800900



TODOS A PARTIR 1991 /

T06407172 BUSHING KING PIN VW
BUCHA CHIME MANGA EIXO
019830
T06407172



6.80 / 6.90 / 7.90S / 7.110S / 7.90 /

T11407172 BUSHING KING PIN VW
BUCHA CHIME MANGA EIXO
019832
T11407172



12.140T / 12.170BT / 12.140H / 11.130 / 13.130 / 14.140 / 11.140 /

T16407172 BUSHING KING PIN VW
BUCHA CHIME MANGA EIXO
019836
T16407172



14.150 / 14.170BT / 14.220 / 16.170 / 16.220 / 16.300 / 24.250 / 35.300 / 40.300 / 16.220 LEITO /

TE3141869 CLUTCH FORK SHAFT
BUCHA EIXO DO GARFO EMBREAGEM
005067
TE3141869
TJG141869



12.170BT / 12.180 / 14.150 / 14.170BT / 14.180 / 14.220 / 16.170 / 16.180CO / 16.210CO / 16.220 /

TJG899441 ENGINE BUSHING
BUCHA PARTIDA
006707
TJG899441



7.100 / 8.100 / 8.140 / L.80 / 12.140T / 12.170BT / 12.180 / 14.150 / 14.170BT / 14.180 / 14.220 / 16.


TMJ512393 BUSHING
BUCHA TIRANTE
004848
TMJ512393



/ 24.250 / 24.220

1.25 BUJAO PLUG

TE3103113Q PLUG
PARAF. ALLEN S/ CAB. M8X1,0X8 DIN 913
014682
TE3103113Q
217631



12.170BT / 14.170BT / 14.220 / 16.170 / 16.220 / 16.300 / 24.250 / 35.300 / 40.300 / 16.220 LEITO /

1.26 CABO CABLE

2RD957805B SPEEDOMETER CABLE -
CABO VELOCIMETRO - 2680MM
005385
2RD957805B



/ 7.100 / 8.140 / 8.100 / 8.140CE / 8.140CO / 8.140CKD

2RG957805G CABLE
CABO TACOG. P/ EIXO 4.6MM =2595MM=
014079
2RG957805G



12.140T /

2RL721555B THROTTLE CABLE 1345 MM
CABO ACELERADOR 1345MM
005395
2RL721555B



/ 16.170BT

2RP957805 SPEEDOMETER CABLE -
CABO VELOCIMETRO - 3232MM
004188
2RP957805



/ 16.210CO

1.26 CABO CABLE

2S0721555H THROTTLE CABLE 1340 MM

CABO ACELERADOR 1340MM
003776
2S0721555H
2TD721555



/ 16.170 / 12.170BT / 14.170BT / 16.200

2S0721556A THROTTLE CABLE

CABO ACEL. PEDAL A CX. S/ ACEL. MAN. -
005411
2S0721556A



/ 13.180 / 15.180 / 17.210 MWM EURO 2 / 23.210 MWM EURO 2

2U0721555B THROTTLE CABLE 1734 MM

CABO ACELERADOR 1734MM
005390
2U0721555B
TRG721555



/ 35.300 / 24.250 CHILE / 35.300 CHILE / 35.300 LEITO

2VG721555 THROTTLE CABLE - 1147

CABO ACELERADOR S/ MANUAL - 1147MM
004010
2VG721555



/ 13.170 / 15.170 / 13.190 / 15.190

2VG721555A THROTTLE CABLE 1525 MM

CABO ACELERADOR 1525MM
004011
2VG721555A



/ 17.210 CUMMINS EURO 2 / 23.210 CUMMINS EURO 2

T00711335A CONTROL STOP CABLE -

CABO PARADA MOTOR =2550MM=
003782
T00711335A
VC-855
31055



/ 11.130 / 13.130 / 14.140 / 11.140 / 12.140 /

T00711335B CABLE

CABO ESTRANGULADOR C/ BOTAO =2420MM=
014077
T00711335B
11155B



6.80 /

T00957805B SPEEDOMETER CABLE -

CABO VELOCIMETRO - 3500MM
003780
T00957805B



/ 11.130 / 13.130 / 11.140 / 12.140 / 14.140

T00957805C CABLE

CABO TACOG. P/ EIXO 3.6MM =4900MM=
014081
T00957805C
11903



22.160 /

T06609702 HAND BRAKE CABLE -

CABO FREIO MAO L.D. =1195MM=
004019
T06609702
2R0609702



/ 6.90 / 7.90 / 7.110S / 7.90S

T11957805 CABLE

CABO TACOG. P/ EIXO 3.6MM =3500MM=
014080
T11957805
11511



7.90S / 7.110S CURVAO / 7.90S CURVAO /

T12957805 SPEEDOMETER CABLE -

CABO VELOCIMETRO - 3500MM
004192
T12957805



/ 6.90 / 7.90S / 7.110S

TAP957805C SPEEDOMETER CABLE -

CABO VELOCIMETRO - 3340MM
004183
TAP957805C



/ 7.100 / 8.140 / 8.140CO / 8.140CE

TAR957805 SPEEDOMETER CABLE -

CABO VELOCIMETRO - 3240MM
004184
TAR957805



/ 16.180CO

TD1711877B OUTLET IN MONTION CABLE

CABO ACION. TOMADA FORCA - 3320MM
005398
TD1711877B
2R0711877



/ 6.90 / 7.90S / 7.110S / 11.130 / 13.130 / 14.140 / 11.140 / 12.140

1.27 CALCO SHIM

2R0103548F WHEEL CHOCK

CALCO CAMISA 0,25 MM MWM X 10
012991
2R0103548F
9610083400404



7.100 / 8.100 / 8.140 / 8.140CO / 8.140CE / L.80 / 12.140T / 12.180 / 14.150 / 14.180 / 16.180CO /

2R0103548G WHEEL CHOCK

CALCO CAMISA 0,40 MM MWM X 10
012990
2R0103548G
9610083400414



7.100 / 8.100 / 8.140 / 8.140CO / 8.140CE / L.80 / 12.140T / 12.180 / 14.150 / 14.180 / 16.180CO /

2R0103548H WHEEL CHOCK

CALCO CAMISA 0,30 MM MWM X 10
013052
2R0103548H



7.100 / 8.100 / 8.140 / 8.140CO / 8.140CE / L.80 / 12.140T / 12.180 / 14.150 / 14.180 / 16.180CO /

2R0103548I WHEEL CHOCK

CALCO CAMISA 0,50 MM MWM X 10
013154
2R0103548I



7.100 / 8.100 / 8.140 / 8.140CO / 8.140CE / L.80 / 12.140T / 12.180 / 14.150 / 14.180 / 16.180CO /

1.27 CALCO

SHIM

2R0407071 WHEEL CHOCK

CALCO PINO MANGA EIXO 57X33,4X0,3
010336
2R0407071
500053593



8.150E / 8.150 / 9.150E / 7.120 / 8.120 / 5.140
MWM DELIVERY / 8.150 MWM DELIVERY / 9.

2R0407071A KING PIN WASHER 57X33,

CALCO AJUSTE MANGA EIXO 57X33,4X0,5
019550
2R0407071A



8.150E / 8.150 / 9.150E / 7.120 / 8.120 / 5.140
MWM DELIVERY / 8.150 MWM DELIVERY / 9.

2R0407071B KING PIN WASHER 57X33,

CALCO AJUSTE MANGA EIXO 57X33,4X1
019551
2R0407071B



8.150E / 8.150 / 9.150E / 7.120 / 8.120 / 5.140
MWM DELIVERY / 8.150 MWM DELIVERY / 9.

2RD407661D KING PIN WASHER 50,

CALCO AJUSTE MANGA EIXO 50,00X29,50X0,
019547
2RD407661D



7.100 / 8.100 / 8.140 / L.80 / 6.90 / 7.90S / 7.110S
/ 6.80 /

2RK107119 CYLINDER LINER RUBBER

CALCO CAMISA 0,10 MM CUMMINS
005279
2RK107119
T7110-010



14.220 / 16.170 / 16.220 / 16.300 / 24.250 / 35.300
/ 40.300 / 16.220 LEITO / 18.310 / 26.260 / 26.310

2RK107121 CYLINDER LINER RUBBER

CALCO CAMISA 0,15 MM CUMMINS
005280
2RK107121
T7115-015



14.220 / 16.170 / 16.220 / 16.300 / 24.250 / 35.300
/ 40.300 / 16.220 LEITO / 18.310 / 26.260 / 26.310

2RK107123 CYLINDER LINER RUBBER

CALCO CAMISA 0,20 MM CUMMINS
005281
2RK107123
T7120-020



14.220 / 16.170 / 16.220 / 16.300 / 24.250 / 35.300
/ 40.300 / 16.220 LEITO / 18.310 / 26.260 / 26.310

2RK107124 WHEEL CHOCK

CALCO CAMISA 0,25 MM CUMMINS
013047
2RK107124



14.220 / 16.170 / 16.220 / 16.300 / 24.250 / 35.300
/ 40.300 / 16.220 LEITO / 18.310 / 26.260 / 26.310

2RK107125 WHEEL CHOCK

CALCO CAMISA 0,50 MM CUMMINS
013048
2RK107125



14.220 / 16.170 / 16.220 / 16.300 / 24.250 / 35.300
/ 40.300 / 16.220 LEITO / 18.310 / 26.260 / 26.310

2RK107126 SHIM 0,30MM CUMMINS

CALCO CAMISA 0,30 MM CUMMINS
024210
2RK107126



14.220 / 16.170 / 16.220 / 16.300 / 24.250 / 35.300
/ 40.300 / 16.220 LEITO / 18.310 / 26.260 / 26.310

2U2103548A WHEEL CHOCK

CALCO CAMISA 0,10 MM MWM EURO 3
014003
2U2103548A



19.320E CONSTELLATION / 19.370
CONSTELLATION / 25.370E CONSTELLATION /

2U2103548B WHEEL CHOCK

CALCO CAMISA 0,25 MM MWM EURO 3
014004
2U2103548B
2U2103548E



19.320E CONSTELLATION / 19.370
CONSTELLATION / 25.370E CONSTELLATION /

2U2103548C WHEEL CHOCK

CALCO CAMISA 0,50 MM MWM EURO 3
014006
2U2103548C
2U2103548G



19.320E CONSTELLATION / 19.370
CONSTELLATION / 25.370E CONSTELLATION /

2U2103548Y WHEEL CHOCK

CALCO CAMISA 0,30 MM MWM EURO 3
014005
2U2103548Y



19.320E CONSTELLATION / 19.370
CONSTELLATION / 25.370E CONSTELLATION /

T06107119 WHEEL CHOCK

CALCO CAMISA 0,10 MM MWM 229
013960
T06107119
922903400214



12.140H / 6.90 / 7.90S / 11.130 / 13.130 / 14.140 /
11.140 / 12.140 / 7.90 /

T06107121 WHEEL CHOCK

CALCO CAMISA 0,15 MM MWM 229
013961
T06107121
922903400234



12.140H / 6.90 / 7.90S / 11.130 / 13.130 / 14.140 /
11.140 / 12.140 / 7.90 /

T06107123 WHEEL CHOCK

CALCO CAMISA 0,20 MM MWM 229
013962
T06107123
922903400244



12.140H / 6.90 / 7.90S / 11.130 / 13.130 / 14.140 /
11.140 / 12.140 / 7.90 /

T16407679A WHEEL CHOCK

CALCO PINO MANGA EIXO 63,5X45,9X0,3
010349
T16407679A



12.180 / 14.150 / 14.170BT / 14.180 / 14.220 / 16.
170 / 16.180CO / 16.210CO / 16.220 / 16.300 / 24.

T75411185A SHIM

CALCO APOIO GRAMPO MOLA
014621
T75411185A



TAE107119 SPACER LINER RUBBER 0,

CALCO CAMISA 0,10 MM MWM X 10
005283
TAE107119
961083400384
961083400154
2R0103548D



7.100 / 8.100 / 8.140 / 8.140CO / 8.140CE / L.80 /
12.140T / 12.180 / 14.150 / 14.180 / 16.180CO /

TAE107121 SPACER LINER RUBBER 0,

CALCO CAMISA 0,15 MM MWM X 10
005284
TAE107121
961083400164
2R0103548E



7.100 / 8.100 / 8.140 / 8.140CO / 8.140CE / L.80 /
12.140T / 12.180 / 14.150 / 14.180 / 16.180CO /

TAE107123 SPACER LINER RUBBER 0,

CALCO CAMISA 0,20 MM MWM X 10
005285
TAE107123
T7123-020
961083400174



7.100 / 8.100 / 8.140 / 8.140CO / 8.140CE / L.80 /
12.140T / 12.180 / 14.150 / 14.180 / 16.180CO /

1.28 CAPA COVER

TAT863057232 COVER UNDER

COBERTURA INF. PAINEL INSTR. L.E. (CINZA)
012589
TAT863057232



8.140CO / 8.140CE / 12.140 / 12.170BT / 12.180 /
14.150 / 14.170BT / 14.180 / 14.220 / 16.170 / 16.

1.29 CHAPA PLATE

2S2253691 ENGINE BRAKE PLATE

CHAPA ENCOSTO FREIO MOTOR
017727
2S2253691



26.220 / 26.260 CONSTELLATION / 31.260
CONSTELLATION / 31.320E CONSTELLATION /

1.30 CHAVE SWITCH

2T2419548B AXLE SPINDLE KEY

CHAVETA MANGA EIXO VW 120MM
027964
2T2419548B



1.31 CHAVETA KEY

2R0419548 RETAINING PIN

CHAVETA PINO MANGA EIXO
010337
2R0419548
2P0419548



8.150E / 8.150 / 9.150E / 7.120 / 8.120 / 5.140
MWM DELIVERY / 8.150 MWM DELIVERY / 9.

2RD407689 KEY, KING

CHAVETA TRAVA PINO MANGA EIXO
007448
2RD407689
02989555



7.100 / 8.100 / 8.140CO / 8.140CE / L.80 / 8.
140CKD / 6.90 / 7.90S / 7.110S / 7.90 / 8.150E / 8.

T11407693 PIN UPPER

CHAVETA PINO MANGA EIXO
007854
T11407693
2S0419548
T16407693



12.180 / 14.150 / 14.170BT / 14.180 / 14.220 / 16.
170 / 16.180CO / 16.210CO / 16.220 / 16.300 / 17.

TJG407689 PIN LOWER

CHAVETA PINO MANGA EIXO
007852
TJG407689
2S0419548A
T11407689



12.180 / 14.150 / 14.170BT / 14.180 / 14.220 / 16.
170 / 16.180CO / 16.210CO / 16.220 / 16.300 / 35.

1.32 CILINDRO CYLINDER

2B510014 COMPRESSOR LINER LK15

CIL. COMPR. LK15 (VW) (MF0641)
011538



8.150E / 5.140 MWM DELIVERY / 8.150 MWM DELIVERY / 9.160E

2P0721405 CLUTCH CYLINDER VW

CIL. ACION.EMBR.VW
025296
2P0721405



17.210E OD / 15.180E OD / 15.190E OD /

2RP253861 ENGINE BRAKE CYLINDER

CIL. ACION. FREIO MOTOR SIST. WABCO
005095
2RP253861
2TK253861



12.140T / 12.180 / 14.150 / 14.180 / 14.220 / 16.170 / 16.180CO / 16.220 / 16.300 / 17.210OD / 24.

2S2298109 ENGINE BRAKE CYLINDER

CIL. ACION. FREIO MOTOR
017728
2S2298109



26.220 / 26.260 CONSTELLATION / 31.260 CONSTELLATION / 31.320E CONSTELLATION /

2S2721261 CLUTCH CYLINDER 36MM

CIL. EMBR. EMBR. DIAM. 36MM CONSTEL.=
022255
2S2721261
2S2721261B



13.180E CONSTELLATION / 15.180E CONSTELLATION / 17.250E CONSTELLATION /

2T2721261F CLUTCH CYLINDER 36MM

CIL. EMBR. DIAM. 36MM CONSTELLATION
018861
2T2721261F
2T2721261C
2T2721261



26.260 CONSTELLATION / 31.260 CONSTELLATION / 31.320E CONSTELLATION /

2TA253861 ENGINE BRAKE CYLINDER

CILINDRO F. MOTOR SIST. WABCO
005097
2TA253861



7.100 / 8.100 / 8.140 / 8.140CO / 8.140CE / L.80 / 8.140CKD / 7.110 / 17.240OT / 18.310OT / 17.

2VB721405 CLUTCH MASTER

CIL. MESTRE EMBREAGEM
013494
2VB721405



7.100 / 8.140CO / 8.140CE / 24.250 / 40.300 / 24.220 / 7.110 / 17.210 / 17.220 / 17.300 / 26.300 /

2Z0721885 CLUTCH CYLINDER MBB (NO

CARCACA CIL.LONGO SERVO EMBR.MBB.S/
022953
2Z0721885



15.190E OD MWM EURO 3 / 17.210E OD MWM EURO 3 / 17.260EOT / 18.320EOT / 15.180E OD

4214110960 ENGINE BRAKE CYLINDER

CILINDRO F. MOTOR SIST. WABCO
022634



14.150 / 14.220 / 16.170 / 16.220 / 24.250 / 35.300 / 12.140H / 16.220 LEITO / 24.220 / 35.300 LEITO

4214450020 ENGINE BRAKE CYLINDER

CILINDRO F. MOTOR SIST. WABCO
022662



7.100 / 8.100 / 8.140 / 8.140CO / 8.140CE / L.80 / 8.140CKD / 7.110 / 17.240OT / 18.310OT / 17.

81326906014 GEARBOX CHANGING

CILINDRO COMANDO
027314



19.320E CONSTELLATION / 25.320 CONSTELLATION / 19.370 CONSTELLATION /

9709030104 CLUTCH SERVO HOUSING

CIL. LONGO SERVO EMBR. S/INDIC.
006457



17.250E / 16.180CO / 17.210 / 16.210CO / 17.220 / 17.300 / 17.210OD / 17.310 / 18.310 / 24.250 /

B925741 COMPRESSOR CYLINDER

CIL. COMPR. LK38 (REGULADOR 88MM)
011534



7.100 / 8.100 / 8.140 / 12.140T / 11.130 / 11.140 / 12.140 / 11.160 / 14.170

B925746 COMPRESSOR CYLINDER

CIL. COMPR. LK38 VW (GOVERNADOR)
011536



7.100 / 8.100 / 8.140 / 12.140T / 14.150 / 11.130 / 11.140 / 12.140 / 14.200

C64110 COMPRESSOR CYLINDER

CIL. COMPR. LK39 (REGULADOR 88MM)
011535



7.100 / 16.210CO / 17.210OD / 15.180EOD / 15.190EOD / 26.260E / 31.260E / 17.210E OD / 7.110

I90281 ENGINE BRAKE CYLINDER

CIL. ACION.FREIO MOTOR
022636



7.100 / 8.100 / 8.140 / 8.140CO / 8.140CE / L.80 / 8.140CKD / 7.110 / 17.240OT / 18.310OT / 17.

K033409 CLUTCH CYLINDER 36MM

CIL. ACION.EMBR.DIAM.36MM.COSTEL.HASTE
018730



26.260 CONSTELLATION / 31.260 CONSTELLATION / 31.320E CONSTELLATION /

K033411 CLUTCH CYLINDER 36MM

CIL. ACION.EMBR.36MM.CONSTEL.HASTE
019631



13.180E CONSTELLATION / 15.180E CONSTELLATION / 17.250E CONSTELLATION /

RCCE00297 CLUTCH MASTER

CIL. MESTRE EMBREAGEM DIAM. 22.22MM
022625



12.140H / 14.150 / 14.220 / 16.210 / 16.220 / 24.250 / 35.300 / 14.200 / 16.170 / 16.220 LEITO /

RCCE00700 CLUTH MASTER CYLINDER

CIL. MESTRE EMBREAGEM
023771



7.100 / 8.140CO / 8.140CE / 24.250 / 40.300 / 24.220 / 7.110 / 17.210 / 17.220 / 17.300 / 26.300 /

TAF253861 ENGINE BRAKE CYLINDER

CIL. ACION. FREIO MOTOR SIST. KNORR
005096
TAF253861



7.100 / 8.100 / 8.140 / 14.220 / 16.170 / 16.180CO / 16.210CO / 16.220 / 16.300 / 24.250 / 35.300 /

TF3721405 CLUTCH MASTER

CIL. MESTRE EMBREAGEM DIAM. 22.22MM
004560
TF3721405
TE3721405
TAR721405



12.140H / 14.150 / 14.220 / 16.210 / 16.220 / 24.250 / 35.300 / 14.200 / 16.170 / 16.220 LEITO /

TN4253861 ENGINE BRAKE CYLINDER

CILINDRO F. MOTOR SIST. WABCO
005094
TN4253861



14.150 / 14.220 / 16.170 / 16.220 / 24.250 / 35.300 / 12.140H / 16.220 LEITO / 24.220 / 35.300 LEITO

1.33 COLUNA

COLUMN

T00415721A STEERING COLUMN

COLUNA DIRECAO
012484
T00415721A
2106101101X



13.130 / 14.140 / 11.140 / 12.140 /

1.34 CONE

CONE

TG5501271 ADAPTER

CONE PRISIONEIRO SEMI EIXO TRAS.
007483
TG5501271



14.200 / 14.150 / 14.220 / 16.170 / 16.220 / 24.250
/ 35.300 / 35.300H / 16.300 / 14.170BT / 16.200 /

1.35 COPO

GLASSE

2R0201589 WATER COLECTOR

COPO FILTRO D'AGUA
013475
2R0201589



7.100 / 8.140CO / 8.140CE / 16.220 / 24.250 / 40.
300 / 18.310 / 26.260 / 26.310 / 26.220 / 31.260 /

1.36 COXIM

RUBBER MOUNTING

2P0711026 GEAR LEVER MOUNTING

COXIM ALAVANCA CAMBIO
018261
2P0711026



5.140 MWM DELIVERY / 8.150MWM DELIVERY /

2R2899541 RETAINER LOWER

COXIM INF. BARRA SUSP. CABINA
013623
2R2899541



24.250ECONSTELLATION / 17.250E
CONSTELLATION / 19.320E CONSTELLATION /

2V5511150 ENGINE MOUNTING SUSP.

COXIM SUSP. EIXO TRAS. L.D. MAN/VW TGX
027407
2V5511150



T06199201 FRONT ENGINE BUFFER

COXIM DIANTEIRO MOTOR
004482
T06199201
BD4T6038A



6.90 / 7.90S / 7.110S /

1.37 CUPILHA

COTTER PIN

TAF299263 LOCKING PIN

CUPILHA FREIO MOTOR 5,64X1/2

017712
TAF299263



7.100 / 8.100 / 8.140 / 8.140CO / 8.140CE / L.80 /
14.220 / 16.170 / 16.180CO / 16.220 / 16.300 / 24.

1.38 DOBRADICA

HINGE

2R2823301 HINGE

DOBRADICA TAMPA FRONTAL L.E.

018519
2R2823301



24.250ECONSTELLATION / 17.250E
CONSTELLATION / 19.320E CONSTELLATION /

2R2823302 HINGE

DOBRADICA TAMPA FRONTAL L.D.

018520
2R2823302



24.250ECONSTELLATION / 19.320E
CONSTELLATION / 19.370 CONSTELLATION /

1.39 EIXO

AXLE

2RD253869 THROTTLE SET

CONJ. EIXO BORBOLETA FREIO MOTOR

017722
2RD253869



7.100 / 8.100 / 8.140 / 8.140CO / L.80 / 12.140T /
15.180EOD / 15.190EOD / 7.110 / 8.150E / 8.150 /

2RD525177A SHAFT =28,5X139,5MM=

EIXO CAIXA SATELITE =28,5X139,5MM=

018423
2RD525177A



7.100 / 8.140 ARGEN. / 8.140 BOLIVIA / 8.100 / L.
80 / 8.140CO / 8.140CE / CONSTELLATION /

2RD525177B SHAFT =25,3X176MM=

EIXO CAIXA SATELITE =25,3X176MM=

018425
2RD525177B



7.100 / 8.140 / 8.100 / 8.140CO / 8.140CE / 8.140
CE CHILE / 8.140 CO CHILE /

2S0141707 CLUTCH FORK SHAFT

EIXO GARFO EMBREAGEM =COMPR. 188,

018193
2S0141707



13.170E / 15.170E / 15.190E / 15.180E / 13.180E
/

2S2253869A THROTTLE SET

CONJ. EIXO BORBOLETA FREIO MOTOR

017729
2S2253869A



13.180E CONSTELLATION / 15.180E
CONSTELLATION /

2S2253869B THROTTLE SET

CONJ. EIXO BORBOLETA FREIO MOTOR

017734
2S2253869B



26.260 / 26.220 / 31.260 / 26.260
CONSTELLATION / 31.260 CONSTELLATION /

2U0141701B CLUTCH FORK SHAFT

EIXO GARFO EMBREAGEM =COMPR. 188,

018195
2U0141701B



26.260E / 31.260E /

TAR721075 CLUTCH AND BRAKE

EIXO PEDAIS FREIO E EMBREAGEM

005139
TAR721075



/ 16.180CO / 16.210CO / 17.210 / 17.210OD / 17.
240OT / 18.310OT / 15.180EOD / 15.190EOD / 17.

TE3141865 CLUTCH FORK AXLE

EIXO GARFO EMBREAGEM

005066
TE3141865



/ 14.210 / 16.210

TJG141863 BIG CLUTCH FORK AXLE

EIXO GARFO EMBR. =GR= COMPR.220MM

005062
TJG141863



/ 14.150 / 14.200 / 14.220 / 16.170 / 16.180CO /
16.220 / 16.300 / 17.300 / 24.250 / 35.300 / 35.

TJG141865 SMALL CLUTCH FORK

EIXO GARFO EMBREAGEM PEQUENO

005063
TJG141865



/ 17.250E / 12.170BT / 12.180 / 13.170 / 13.180 /
13.190 / 14.150 / 15.180 / 14.170BT / 14.180 / 14.

TJG253869A ENGINE BRAKE AXLE -

CONJ. EIXO FREIO MOTOR (COD.5084)

006280
TJG253869A
TAF253869A



14.220 / 16.170 / 16.220 / 16.300 / 24.250 / 35.300
/ 40.300 /

1.39 EIXO

AXLE

TJG899369 CAB LOCK AXLE

EIXO TORRE TRASEIRA CABINA
004554
TJG899369



/ 14.200 / 12.140H / 14.150 / 14.220 / 16.170 / 16.220 / 16.220 LEITO / 24.220 / 24.250 / 35.300 /

TJG899369 X MOHTING SHAFT

JOGO EIXO TORRE TRAS. CABINA (ANEL+
009393
TJG899369 X



7.100 / 8.100 / 8.120 / 8.150 / 8.140 / L.80 / 12.140T / 12.170BT / 12.180 / 13.150 / 13.180 / 14.

1.40 EMBOLO

PISTON

T12525371 ALLOY REDUCTION PISTON

EMBOLO REDUZIDA ALUMINIO =ANODIZADO=
023751
T12525371



14.200 / 12.140H / 14.150 / 14.150 CHILE / 14.220 / 16.170 / 16.170 EXP.ARGENTINA / 16.220 / 16.

1.41 ENGRENAGEM

GEAR

2RJ311261 IDLER GEAR, 2ND SPEED

ENGRENAGEM 2ª VEL.
007219
2RJ311261



14.200 / 16.170 / 16.180CO / 16.210CO / 13.170E / 15.170E / 13.180E / 15.180E / 15.190E /

2TA957821B SPEEDO PINION 18 TEETH

PINHAO VELOCIMETRO - 18 DENTES
005018
2TA957821B



/ L.80

T06525159A PLANETARY GEAR 16

ENGR. PLAN. 16 DENTES - 35 ESTRIAS
004745
T06525159A



/ 6.80 / 6.90 / 7.90S / 7.110S

1.42 ESFERA

BALL

T06311521 BALL 3/16"

ESFERA ACO 3/16"
013618
T06311521
10J6



7.90S / 7.110S / 8.150E / 17.250E / 7.100 / 8.100 / 8.120 / 8.150 / 8.140 / 8.140CO / 8.140CE / L.80 /

1.43 ESPACADOR SPACER

9617232014 SPACER W/THREAD AND

ESPACADOR C/ ROSCA E S/ ROSCA
016064



13.170E / 13.170 / 15.170 / 13.150 / 13.180 / 15.180

1.44 ESTICADOR BELT TENSIONER

2P0145299A STRETCHER PULLEY

ESTIC. CORREIA MOTOR CUMMINS
027316
2P0145299A



2R0145299 BELT TENSIONER =

ESTIC. CORREIA MOTOR =ELETRONICO=
011246
2R0145299



17.250E / 23.250E / 24.250E / 8.150E / 13.170E / 15.170E / 15.190E / 9.150E / 15.180E / 13.180E /

2T0145299 ENGINE BELT SUPPORT

ESTIC. CORREIA CUMMINS. POLIA LISA
005077
2T0145299
2TA0145299
2T0145299B



18.310 / 26.260 / 26.310 / 31.260 / 31.310 / 17.220 / 17.310 / 23.220 / 17.180 CUMMINS EURO 3 / 17.

2T2145299A BELT TENSIONER

ESTIC. CORREIA MOTOR
011247
2T2145299A
3973831
2T2145299



CONSTELLATION /

2U0145299 BELT SUPPORT CUMMINS

ESTIC. CORREIA MOTOR CUMMINS
005076
2U0145299
2U0145299A
2S0145299
2S0145299B
2TD145275
TJG145275



/ 14.210 / 16.210 / 12.170BT / 13.170 / 13.190 / 14.170BT / 15.160 / 14.220 / 15.170 / 16.170 / 16.

1.45 ESTRIBO RUNNING BOARD

2T2821687 RUNNING BOARD L.H.

ESTRIBO SUP. TETO BAIXO L.E.
014327
2T2821687
2T28216874M2



17.320E CONSTELLATION / 19.320E CONSTELLATION / 19.370 CONSTELLATION /

1.46 FECHADURA DOOR LOCK

TE3837016 RIGHT DOOR LOCK

FECHADURA PORTA L.D.
003755
TE3837016
2R0837016
2318370161
211837016H
2118370161



7.100 / 8.100 / 8.140 / L.80 / 12.140T / 12.170BT / 12.180 / 14.150 / 14.170BT / 14.180 / 14.220 / 16.

1.47 FILTRO

FILTER

T11130125 FILTER

FILTRO (PENEIRINHA)
006275
T11130125



6.90 / 7.90S / 7.110S / 11.130 / 11.140 / 12.140 / 13.130 / 14.140 / 14.150 / 12.180 / 14.180 / 16.

T11198165 DIESEL PRE-FILTER

PRE-FILTRO DIESEL =S/CABECOTE=
006277
T11198165



6.90 / 7.90S / 7.110S / 11.130 / 11.140 / 12.140 / 13.130 / 14.140 / 16.210CO / 17.210OD /

TE3115561 ENGINE OIL FILTER

FILTRO OLEO MOTOR CUMMINS 8.3L
005039
TE3115561
TR3115561



/ 14.210 / 16.210

TEG129620 AIR FILTER PRIMARY

ELEMENTO PRIMARIO FILTRO AR
005031
TEG129620



/ 12.170BT / 12.180 / 14.150 / 14.170BT / 14.180 / 14.200 / 16.200 / 12.140H

TEG129620A AIR FILTER SECONDARY

ELEMENTO SECUNDARIO FILTRO AR
005034
TEG129620A
CA4692SY



/ 12.170BT / 12.180 / 14.150 / 14.170BT / 14.180 / 14.200 / 16.170 / 16.200 / 12.140H / 14.170

1.48 FLANGE

FLANGE

2T2141255 CLUTCH FORK FLANGE

FLANGE GARFO EMBREAGEM
018194
2T2141255



26.260 CONSTELLATION / 31.260
CONSTELLATION / 31.320E CONSTELLATION /

1.49 FLANGE E LUVA P/ CARDA

YOKE

T2D525283 PROPELLER SHAFT

FLANGE CARDA DIFERENCIAL TINKEN
011290
T2D525283



22.140 / 22.160 /

1.50 FLEXIVEL

FLEXIBLE

TE3145745A HYDR. STEERING HOSE

FLEXIVEL DIRECAO HIDRAULICA
004261
TE3145745A



/ 14.210

1.51 FREIO MOTOR EXHAUST BRAKES

2RD253853B ENGINE BRAKE 74MM
FREIO MOTOR =74MM= 2-7/8
005081
2RD253853B
2TK253853
2TA253853C
2TA253853B
2RE253853B
2RE253853



7.100 / 8.100 / 8.140 / 8.140CO / L.80 / 12.140T / 15.180EOD / 15.190EOD / 7.110 / 8.150E / 8.150 /

2S2253853A ENGINE BRAKE 60MM
FREIO MOTOR =60MM= CONSTELLATION
017731
2S2253853A



13.180E CONSTELLATION / 15.180E CONSTELLATION /

2S2253853B ENGINE BRAKE 80MM
FREIO MOTOR =80MM= CONSTELLATION
013935
2S2253853B
2T2253853



26.260 / 26.220 / 31.260 / 26.260 CONSTELLATION / 31.260 CONSTELLATION /

4214289150 ENGINE BRAKE 99MM
FREIO MOTOR =99MM= 3-7/8
021854



14.220 / 16.220 / 16.300 / 24.250 / 35.300 / 40.300 / 15.180EOD / 15.190EOD / 24.220 / 18.310 / 26.

4214299190 ENGINE BRAKE 85MM
FREIO MOTOR =85MM= 3- 3/8
022631



12.140T / 12.170BT / 12.180 / 14.150 / 14.170BT / 14.180 / 16.170 / 16.180CO / 16.210CO / 17.

4214299340 ENGINE BRAKE 74MM
FREIO MOTOR =74MM= 2-7/8
022630



7.100 / 8.100 / 8.140 / 8.140CO / L.80 / 12.140T / 15.180EOD / 15.190EOD / 7.110 / 8.150E / 8.150 /

SP5074 ENGINE BRAKE =99MM= 3-7/8
FREIO MOTOR =99MM= 3-7/8
023645



14.220 / 16.220 / 16.300 / 24.250 / 35.300 / 40.300 / 15.180EOD / 15.190EOD / 24.220 / 18.310 / 26.

SP6964 ENGINE BRAKE =85MM=3- 3/8
FREIO MOTOR =85MM=3- 3/8
023642



12.140T / 12.170BT / 12.180 / 14.150 / 14.170BT / 14.180 / 16.170 / 16.180CO / 16.210CO / 17.

SP7035 ENGINE BRAKE 74MM
FREIO MOTOR =74MM= 2-7/8
021845



7.100 / 8.100 / 8.140 / 8.140CO / L.80 / 12.140T / 15.180EOD / 15.190EOD / 7.110 / 8.150E / 8.150 /

TAR253853 ENGINE BRAKE 85MM
FREIO MOTOR =85MM= 3-3/8
005084
TLG253853
2RH253853
2RH253853C
2RP253853B
2RP253853C
2T0253853A



12.140T / 12.170BT / 12.180 / 14.150 / 14.170BT / 14.180 / 16.170 / 16.180CO / 16.210CO / 17.

TMG253853 ENGINE BRAKE 99MM
FREIO MOTOR =99MM= 3-7/8
007404
TMG253853
2RK253853
TMG253853A



14.220 / 16.220 / 16.300 / 24.250 / 35.300 / 40.300 / 15.180EOD / 15.190EOD / 24.220 / 18.310 / 26.

1.52 GARFO FORK

2RD312021 GEAR SELECTOR TOWER
GARFO SELETOR TORRE CAMBIO
005160
2RD312021



/ 7.100 / 8.100

2RM141861 CLUTCH FORK
GARFO EMBREAGEM C/ROLETE
005061
2RM141861



12.170BT / 12.180 / 14.150 / 14.170BT / 14.180 / 14.220 / 16.170 / 16.220 / 16.300 / 17.210OD / 24.

2S2141719A CLUTCH FORK
GARFO EMBREAGEM C/ROLETE (MODERNO)
014681
2S2141719A
125731
2S2141719D



12.170BT / 12.180 / 14.150 / 14.170BT / 14.180 / 14.220 / 16.170 / 16.220 / 16.300 / 17.210OD / 24.

2T0141707B FORK CLUTCH BEARING
MANCAL ROLAMENTO GARFO EMBREAGEM
017832
2T0141707B
2T2141707B
2T2141707A



19.320E CONSTELLATION / 19.370 CONSTELLATION / 25.370E CONSTELLATION /

2T2141719 CLUTCH FORK
GARFO EMBREAGEM C/ ROLETE
017751
2T2141719
2T2141719A
2T2141719E
2T2141719D



13.180E CONSTELLATION / 15.180E CONSTELLATION / 17.250E CONSTELLATION /

2T2141719B CLUTCH ACTIVATION
GARFO EMBREAGEM
017116
2T2141719B



26.260 CONSTELLATION / 31.260 CONSTELLATION / 31.320E CONSTELLATION /

T11711973 REAR FORK
HASTE TRASEIRO TRAMBULADOR
005124
T11711973



/ 6.90 / 11.130 / 13.130

TAR711523 GEARBOX LEVER BRACKET
GARFO APOIO ALAVANCA CAMBIO
005155
TAR711523



/ 7.100 / 8.120 / 8.150 / 9.150 / 13.170 / 16.180CO / 16.210CO

1.52 GARFO FORK

TEG311541A GEAR SELECTOR TOWER

GARFO SELETOR TORRE CAMBIO
005852
TEG311541A



/ 12.140

TJG141861 CLUTCH FORK

GARFO EMBREAGEM
005060
TJG141861
2RP141861A
2RP141861



14.150 / 14.220 / 16.170 / 16.180CO / 16.210CO /
16.220 / 16.300 / 17.210OD / 24.250 / 35.300 / 16.

TPH141857 CLUTCH FORK

GARFO EMBREAGEM
007580
TPH141857
2R0141719A



/ 12.140T / 7.100 / 8.140 / 8.140CO / 8.140CE / 8.
100 / L.80 / 8.120OD / 9.150EOD / 8.150OD / 7.

TPH141857 X CLUTCH FORK W/ PIN

GARFO EMBREAGEM C/PINO
015359
TPH141857 X
2R0141719A X



8.150E / 7.100 / 8.100 / 8.120 / 8.150 / 8.140 / 8.
140CO / 8.140CE / L.80 / 12.140T / 13.150 / 7.110

1.53 GUARDA-PO DUST COVERS

TJG711116 GEARBOX LEVER DUST

GUARDA PO ALAVANCA CAMBIO
006745
TJG711116



7.100 / 8.100 / 8.140 / 8.140CO / 8.140CE / L.80 /
12.140T / 12.170BT / 12.180 / 14.150 / 14.170BT

1.54 HASTE ROD

2RP141147 CLUTCH CYLINDER ROD

HASTE CILINDRO EMBREAGEM
005058
2RP141147
2RP721263



16.180CO /

2RR312141 GEARBOX END SHAFT

HASTE TERM. CAIXA CAMBIO
017794
2RR312141
20925



24.250 CHILE / 24.250 / 35.300 / 35.300H / 40.300
/ 40.300 LEITO / 17.300 / 26.300 / 17.310 / 26.220

2RR312141 C GEARBOX END SHAFT

HASTE TERM. CAIXA CAMBIO =COMPLETO=
018030
BFOX72028 C
2RR312141 C



24.220 / 24.250 CHILE / 24.250 / 35.300 / 35.300H
/ 16.300 / 40.300 / 40.300 LEITO / 17.300 / 26.300

T06611647 PULL ROD

HASTE ACION. CIL. RODA DIANT.
013402
T06611647



6.90 / 7.90S / 7.110S / 7.90 /

1.55 HELICE FAN

2T2121303 FAN WHEEL

HELICE MOTOR =704MM=
017258
2T2121303
1932225



19.320E / 25.370E / 19.370E / 25.320E / 25.
3200E / 26.260 / 31.260 / 31.320E / 31.370E / 19.

2TB121303 O FAN WHEEL =8 BLADES=

HELICE CUMMINS =8 PAS PLAST=
006014
2TB121303 O
1932-136



24.250 / 40.300 / 18.310 / 26.310 / 26.220 / 31.310
/ 26.260 CONSTELLATION / 31.260

2U2121303 H FAN BLADE

HELICE MOTOR
028286
2U2121303 H



2V2121303 FAN BLADE

HELICE MOTOR
028289
2V2121303



2W0121303 FAN WHEEL

HELICE MOTOR MWM
017256
2W0121303
1932184



15.180EOD / 15.190EOD / 17.180 MWM EURO 3 /
17.220 MWM EURO 3 / 24.220 MWM EURO 3 / 15.

2Z0121303A FAN WHEEL

HELICE MOTOR C/CAMBIO EATON 6V =600MM=
017259
2Z0121303A



17.240OT / 18.310OT /

2Z0121303B FAN WHEEL

HELICE MOTOR C/CAMBIO ZF/ALLISON 4V =
017260
2Z0121303B



18.310OT / 17.240OT / 17.260EOT / 18.320EOT /

TMJ121303 O FAN WHEEL =9 BLADES=

HELICE MOTOR 9 PAS
007368
TMJ121303 O
1932081 O
2TC121303B O



24.250 / 16.300 / 35.300 /

1.56 INTERRUPTOR

SWITCH

TAR953235 O LIGHT SWITCH

INTERRUPTOR PISCA ALERTA

007648
TAR953235 O



16.180CO / 16.210CO /

1.57 JOGO DE JUNTA

GASKET SET

2RD198005C TURBINE GLAND SET MWM

JG. JTAS MWM TURBO 4CIL.

004643
2RD198005C
941080130046
2RD198005A
2RE198005



/ 12.140T

1.58 JUNTA

GASKET

2830444 EXHAUST MANIFOLD

JUNTA COL. ESCAP. CUMMINS SERIE B =
024136



17.250E / 23.250E / 24.250E / 8.150E / 13.170E /
15.170E / 15.190E / 9.150E / 15.180E / 13.180E /

2P0129589 EXHAUST MANIFILD

JUNTA COL. ESCAP. CUMMINS SERIE B =
024135



9.160 ADVANTECH

2R0253137A BRAKE ENGINE GASKET

JUNTA FREIO MOTOR 74MM

006118
2R0253137A



7.100 / 8.100 / 8.140 / 8.140CO / 8.140CE / L.80 /
12.140T / 14.150 / 8.140CKD / 12.140H / 7.110 /

2RD129717 GASKET INTAKE MANIFOLD

JUNTA COL. ADMISSAO =PEQUENA=

004584
2RD129717
941088530364
941008530024
2R0129717A
2TA129717



/ 7.100 / 8.140 / 8.100 / L.80 / 7.120 / 8.120 / 8.
150 / 13.150 / 8.140CE / 8.140CO / 8.140CKD / 8.

2S0129589A EXHALUST MANIFOLD

JUNTA COL. ESCAP. CUMMINS SERIE B =
014414
2S0129589A
2R0129589D



17.250E / 23.250E / 24.250E / 8.150E / 13.170E /
15.170E / 15.190E / 9.150E / 15.180E / 13.180E /

2S0253137A BRAKE ENGINE GASKET

JUNTA FREIO MOTOR 85MM

018133
2S0253137A
TGG253135



12.170BT / 12.180 / 14.150 / 14.170BT / 14.180 /
16.170 / 16.180CO / 16.210CO / 17.210OD / 24.

2T2129589 EXHAUST MANIF. GASKET

JUNTA COL. ESCAP. CUMMINS =ELETR.=

014415
2T2129589
3937479



26.260 CONSTELLATION / 31.260
CONSTELLATION / 31.320E CONSTELLATION /

03618993 GASKET WATER PUMP 229

JUNTA BOMBA D'AGUA 229 TODOS

004610
03618993
922208530134



6.90 / 7.90S / 11.130 / 13.130 / 14.140 / 11.140 /
12.140 / 7.90 /

T12525375 SEALING WHIT FELT

FELTRO BRANCO VALV. REDUZIDA

023401
T12525375



12.170BT / 12.180 / 14.220 / 16.170 / 16.180CO /
16.210CO / 16.220 / 17.210OD / 12.140H / 15.

T16407991 UNIVERSAL WHEEL HUB

JUNTA CUBO RODA

013390
T16407991



T2D312057 GEAR COVER GASKET

JUNTA TAMPA CAMBIO CLARK 280-V

014408
T2D312057
240038



12.140H / 14.150 / 12.170BT / 14.170BT / 12.
140T / 12.180 / 14.180 / 7.90 / 7.90S / 7.110S /

TAE109289 TIMING GEAR COVER

JUNTA TAMPA DISTRIBUICAO - MWM

004647
TAE109289
961088530494
961088530374
961008530114
961007800014
2S0109245



/ 12.180 / 14.150 / 14.180 / 14.200 / 16.180CO /
17.2400T

1.58 JUNTA GASKET

TAE115425 GASKET OIL FILTER MWM

JUNTA BASE FILTRO OLEO MOTOR MWM X 10
004579
TAE115425
961008530074
941008530204
2TA115425
2R0115441C



/ 12.140T / 14.150 / 14.180 / 14.200 / 12.180 / L.
80 / 16.180CO / 16.210CO / 17.210OD / 13.170E /

TAE129589A GASKET EXHAUST

JUNTA COLETOR ESCAPE
004586
TAE129589A
961088530524
961008530204
2S0129589C
2S0129589B



7.100 / 8.140CO / 8.140CE / 12.140T / 14.150 /
16.180CO / 16.210CO / 17.210OD / 8.140CKD /

TJG253135 TUBE GASKET

JUNTA FREIO MOTOR 99MM
004631
TSG253135
TJG253135



14.220 / 16.220 / 16.300 / 24.250 / 35.300 / 40.300
/ 16.220 LEITO / 18.310 / 26.260 / 26.310 / 26.220

TJG301235C GASKET

JUNTA TAMPA CILINDRO CX. CAMBIO
013535
TJG301235C
014349



24.250 / 26.260 / 26.300 / 26.310 / 40.300 / 26.220
/ 31.260 / 31.310 / 26.260E / 31.260E / 40.300

TL7121043 WATER PUMP GASKET

JUNTA B'B D'AGUA
007639
TL7121043
9229085370734
922908530224



7.110S /

TNQ711111 GASKET

JUNTA TRAMBULADOR CAMBIO
007638
TNQ711111
3316780



7.110 / 8.140 / 8.140CE / 8.140CKD / 8.140CO / 8.
100 / L.80 / 9.150EOD / 8.150OD / 7.120 / 7.100 /

1.59 KIT KIT

2R0398031 X LOCK AXLE REPAIR KIT

JG. PINOS E MOLAS TRAVA EIXO CX. ZF
011596
2R0398031 X



9.150OD / 8.150OD / 9.150EOD / 8.120OD / 8.150
EOD / 8.150E PLUS / 9.150E CUMMINS

1.60 LANTERNA LANTERN

T12945223A REAR LENS LANTERN

LENTE LANTERNA TRASEIRA
004471
T12945223A



/ 6.90 / 7.90S / 7.110S / 11.130 / 13.130 / 14.140 /
14.210 / 16.210 / 8.150E / 8.100 / 8.120 / 8.150 /

T12953141 LENS LANTERN - FRONT

LENTE LANT. DIANT. ACRILICA
004475
T12953141
2TA953161
TAC953161



/ 6.90 / 7.90S / 7.110S / 11.130 / 13.130 / 11.140 /
12.140 / 14.150 / 14.200 / 14.220 / 16.170 / 16.220

1.61 MACANETA HANDLE

111837225D INTERIOR

GATILHO MACANETA INT. PORTA L.E.
011264
111837225D



12.140T / 12.170BT / 12.180 / 14.150 / 14.170BT
/ 14.180 / 14.220 / 16.170 / 16.220 / 16.300 / 24.

111837226D INTERIOR

GATILHO MACANETA INT. PORTA L.D.
011265
111837226D



14.150 / 14.220 / 16.170 / 16.220 / 12.170BT / 14.
170BT / 16.300 / 24.250 / 35.300 / 35.300 LEITO /

211837020999 DOOR INNER HANDLE

MACANETA INTERNA PORTA - L.E.
005194
211837020999
21183702021N
N



/ 6.90 / 7.90S / 7.110S / 11.130 / 13.130 / 14.140 /
7.100 / 8.100 / 8.140 / L.80 / 11.140 / 12.140 / 12.

2R2837205 EXTERNAL HANDLE LH

MACANETA EXT. L.E. CONSTELLATION
016006
2R2837205



26.260 CONSTELLATION / 31.260
CONSTELLATION / 31.320E CONSTELLATION /

1.61 MACANETA HANDLE

2R2837206 EXTERNAL HANDLE RH

MACANETA EXT. L.D. CONSTELLATION

016007
2R2837206



11.000 (85/...) / 24.250ECONSTELLATION / 17.250E CONSTELLATION / 19.320E

1.62 MANCAL BEARING CAP

282711119 LEVER BEARING

MANCAL ALAVANCA TRAMBULADOR

005125
282711119



/ 11.130 / 13.130 / 11.140

1.63 MANCAL DE EMBREAGEM CLUTCH BEARING

2SK141165 CLUTCH BEARING F-4000

MANCAL EMBREAGEM C/CUBO

007159
2SK141165
125804 E
3373 S
1037 R
2R0141165B
2R0141165C



8.150E / 9.150E / 8.150 EOD / 9.150EOD

T13141161 CLUTCH BEARING =WITH

MANCAL EMBREAGEM C/CUBO E ROLAM.

004084
T13141161
3362 S
1323 R
125800 E



11.130 / 13.130 / 14.140 / 11.140 / 12.140 / 7.110 /

TEG141165 CLUTCH BEARING

MANCAL EMBREAGEM C/ROLAMENTO

004082
TEG141165
125802 E
2R0141165
2R0141165A
L5535



7.100 / 8.100 / 8.140 / L.80 / 7.110 / 8.150E / 8.150 / 9.150E / 8.120 / 9.150OD / 8.120OD / 9.

TEG141165 F CLUTCH BEARING

MANCAL EMBREAGEM C/ROLAMENTO

022526
TEG141165 F



7.100 / 8.100 / 8.140 / L.80 / 7.110 / 8.150E / 8.150 / 9.150OD / 8.120OD / 9.150EOD / 6.140 / 7.

1.64 MANGUEIRA HOSE

2R0145856C INTERCOOLER HOSE

MANGUEIRA INTERCOOLER

013644
2R0145856C



8.150E / 9.150E / 13.170E / 15.170E / 13.180E / 15.180E / 15.190E / 8.150EOD / 9.150EOD / 8.

2RE129311A BREATHING ENGINE HOSE

MANG. RESPIRO MOTOR

017843
2RE129311A



12.140T / 8.140 / 8.120 / 8.150 / 13.150 / 8.150EOD / 9.150EOD / 8.140CE / 8.140CO / 8.

2RH117241 INTERCOOLER

MANG. CONEXAO INTERCOOLER

007694
2RH117241



14.150 / 12.180 / 14.180 / 13.180 / 15.180 / 17.210 MWM EURO 2 / 23.210 MWM EURO 2 / 17.180

2SP145467 TURBO OIL RETURN HOSE

MANGUEIRA RETORNO OLEO TURBO

005189
2SP145467
TE3145467



12.170BT / 14.170BT / 16.170 / 16.200 / 13.190 / 13.170 / 15.170 / 17.210 CUMMINS EURO 2 / 23.

2T0129618 INTERCOOLER HOSE VW

MANGUEIRA INTERCOOLER VW

027641
2T0129618



2T2117413 RADIATOR HOSE = 76 X

MANGUEIRA RADIADOR =76 X 132MM=

016226
2T2117413



19.370 CONSTELLATION / 19.320E CONSTELLATION / 25.370E CONSTELLATION /

2T2145856A INTERCOOLER HOSE VW

MANGUEIRA INTERCOOLER VW

027640
2T2145856A



2TA117231A HOSE CONEXION FROM

MANG. LIG. TUBO AO INTERCOOLER

005188
2TA117231A
2TA117231



/ 13.180E CONSTELLATION / 15.180E CONSTELLATION / 8.150 MWM DELIVERY / 8.

1.64 MANGUEIRA

HOSE

2TA117245 INTERCOOLER TUBE AIR

MANGUEIRA AR TUBO INTERCOOLER
005178
2TA117245



/ L.80 / 7.120 / 8.120 / 8.140 / 8.140CO / 8.140CE
/ 8.140CKD / 8.150 / 13.150

2TB117231A RADIATOR LOWER HOSE

MANG. INFER. RESFRIADOR =VERMELHA=
005933
2TB117231A



/ 17.240OT / 18.310OT

2TB121059A RADIATOR WATER HOSE

MANG. SUP. RADIADOR
012432
2TB121059A



17.240OT / 18.310OT /

2TB145467 INTERCOOLER OIL HOSE

MANGUEIRA RETORNO TURBINA VW
027644
2TB145467



2TD145467 TURBINE OIL DRAIN TUBE

MANG. TUBO DRENO OLEO TURBO-C=75MM
005182
2TD145467
2TO145735



14.220 / 16.220 / 17.220 / 16.300 / 17.300 / 17.310
/ 18.310 / 24.220 / 24.250 / 26.260 / 26.300 / 26.

2VU121073 RADIATOR LOWER HOSE

MANGUEIRA INFERIOR RADIADOR
006021
2VU121073



/ 17.300 / 24.220 CUMMINS BETONEIRA / 26.260
/ 31.260 / 31.310 / 26.310 / 18.310 / 24.250 / 23.

TJG115451B BREATHING ELBOW HOSE

MANGUEIRA COTOVELO DO RESPIRO
005184
TJG115451B



/ 12.170BT / 14.170BT / 16.170 / 16.200

TRG117233 INTERCOOLER TUBE

MANG. LIGACAO DUTO INTERCOOLER
005466
TRG117233



/ 24.250 / 35.300

TRG117245A INTERCOOLER TUBE HOSE

MANG. TUBO INTERCOOLER
013522
TRG117245A



24.250 / 35.300 / 35.300H /

1.65 MANGUEIRA SILICONE

SILICON HOSE

2RD129311 BREATHING TUBE HOSE

MANGUEIRA TUBO RESPIRO
005179
2RD129311
922908611844



/ 7.100 / 8.100

2RK145467 TURBINE CONEXION HOSE

MANG. LIGACAO TURBINA =SILICONE AZUL=
005189
2RK145467
TJG145467
2TO145671A



14.220 / 16.220 / 16.220 LEITO / 24.220 /

2S2145856F LOWER INTERCOOLER

MANG. INFERIOR INTERCOOLER
027642
2S2145856F



2T0145828 INTERCOOLER CONEXION

MANG. LIG. INTERCOOLER =SILIC=
005964
2T0145828



/ 17.220 / 17.310 / 18.310 / 26.310 / 26.220 / 31.
260 / 31.310 / 23.220 / 17.180 CUMMINS EURO 3 /

2T2145856S UPPER INTERCOOLER

MANG. SUPERIOR INTERCOOLER
027643
2T2145856S



2V5129653 INTERCOOLER HOSE R.H.

MANG. INTERC. L.D. PRETA (SAIDA) MAN TGX
027036
2V5129653



2V5129653A INTERCOOLER HOSE L.H.

MANG. INTERC. L.E. LARANJA (ENTRADA)
027037
2V5129653A



2W0117413F INTERCOOLER HOSE VW/

MANG. INTERCOOLER VW/MAN EURO V/
027195
2W0117413F



1.65 MANGUEIRA SILICONE

SILICON HOSE

2W0117413G INTERCOOLER HOSE VW/

MANG. INTERCOOLER VW/MAN EURO V/
027199
2W0117413G




2Z0145828B INTERCOOLER HOSE VW

MANGUEIRA INTERCOOLER VW
027639
2Z0145828B



TAL117231 HOSE CONEXION FROM

MANG. LIG. TUBO INTERC./TURBINA
005186
TAL117231



12.170BT / 14.170BT / 14.220 / 16.170 / 16.180CO / 16.210CO / 16.220 / 16.300 / 17.210OD /

TJG115451B S RESPIRE ELBOW HOSE =

MANG. COTOV. RESP. =SILICONE AZUL=
006653
TJG115451B S
TJG115451BS S



/ 12.170BT / 14.170BT / 16.170 / 16.200

TQG117231 INTERCOOLER CONEXION

MANG. SILICONE INTERCOOLER =AZUL=
006923
TQG117231



12.170BT / 14.170BT / 14.220 / 16.170 / 16.180CO / 16.210CO / 16.220 / 16.300 / 17.210OD /

TQG117231 O SILICONE HOSE WITH

MANG. SILICONE INTERCOOLER =PRETO=
004993
TQG117231 O



12.170BT / 14.170BT / 14.220 / 16.170 / 16.180CO / 16.210CO / 16.220 / 16.300 / 17.210OD /

TRG117231A TURBINE CONEXION HOSE

MANGUEIRA LIGACAO TURBINA
005185
TRG117231A
91HU6W650BA
TRG117231



/ 24.250 / 35.300

1.66 MANOPLA

KNOB

2RR711259 SHIFT KNOB W/ VALVE

MANOPLA ALAV. CAMBIO C/VALVULA
007685
2RR711259
S2581
TJG711259



24.250 / 24.220 / 26.260 / 26.220 / 31.260 / 31.310 / 26.260E / 31.260E /

2T0711141 SHIFT KNOB

MANOPLA ALAVANCA CAMBIO
013397
2T0711141
6038323090
6005200241



18.310 /

TJG711141 SHIFT KNOB

MANOPLA ALAV. CAMBIO
012469
TJG711141



14.200 / 14.150 / 16.170 / 16.200 / 12.180 / 14.180 / 12.140H / 12.140T / 16.180CO / 13-190 / 15-190 /

TJG711259B SHIFT KNOB

MANOPLA ALAVANCA CAMBIO
013492
TJG711259B
2UU711259
S2574
S2571



16.300 / 24.250 / 35.300 / 40.300 / 26.310 / 31.310 / 35.300 LEITO / 40.300 LEITO / 24.250 CHILE /

1.67 MOLA

SPRING

2R0301338 SPRING

MOLA MENOR 1,25 X 7,8 X 43,20 RETIFICADA
011573
2R0301338
0732041946



9.150OD / 8.120OD / 8.150 OD / 8.150 EOD / 9.150EOD / 8.150E PLUS / 9.150E CUMMINS

2RG607041 REAR BRAKE SHOE

MOLA SAPATA FREIO TRASEIRO
005328
2RG607041
800113



12.140T / 12.170BT / 12.180 / 14.150 / 14.170BT / 14.180 / 14.220 / 16.170 / 16.180CO / 16.210CO /

2RL109623 VALVE SPRING 5.9L SERIE

MOLA VALV. CUM. 5.9L SERIE B
004910
2RL109623



/ 12.170BT / 13.170 / 13.190 / 14.170BT / 15.170 / 16.170 / 16.200 / 17.210 CUMMINS EURO 2 / 23.

2RP253891 ENGINE BRAKE PISTON

MOLA PISTAO FREIO MOTOR
017946
2RP253891



7.100 / 8.100 / 8.140 / 14.220 / 16.170 / 16.180CO / 16.210CO / 16.220 / 16.300 / 24.250 / 35.300 /

T06130553 BRAKE CYLINDER

MOLA RETENCAO CILINDRO FREIO
012571
T06130553



6.90 / 7.90 / 7.90S / 7.110S /

T06609283 BRAKE SHOE RETAINER

MOLA RETENCAO SAPATA
004926
T06609283



/ 6.80 / 6.90 / 7.90S / 7.110S

T13311983 TRAMBULATOR BUSHING

MOLA TRAMBULADOR CAMBIO
013503
T13311983
4303939



12.140H / 14.150 / 12.170BT / 14.170BT / 12.140T / 12.180 / 14.180 / 14.200 / 16.170 / 7.90 / 7.

TE3607033 BRAKE SHOE LOCK SPRING

MOLA TRAVA ROLETE SAPATA FREIO
005317
TE3607033



1.67 MOLA SPRING

TEG721619A ACCELERATOR SPRING

MOLA ACELERADOR
012584
TEG721619A



12.140H /

TJG130525B ACCELERATOR PEDAL

MOLA RETORNO PEDAL ACELERADOR
005318
TJG130525B
TJG130525



/ 14.220 / 16.170 / 16.220 / 16.300 / 24.250 / 35.300 / 40.300 / 16.220 LEITO / 40.300 LEITO

1.68 MOLDURA FRAME

2118372391232 RUBBER STRIP

MOLDURA MACANETA INT. PORTA =CINZA=
011263
2118372391232



6.90 / 7.90S / 7.110S / 11.130 / 13.130 / 14.140 / 7.100 / 8.100 / 8.140 / L.80 / 11.140 / 12.140 / 12.

1.69 MORINGA DRIVING SHAFT SLEEVE

2T0311807B GEARBOX DRIVING SHAFT

MORINGA CAMBIO ZF
018623
2T0311807B
1297095108
0091302268



18.310 /

1.70 O'RING O'RING

104061 KING PIM RETAINER


RETENTOR PINO MANGA EIXO
023427



7.90S / 7.110S / 7.100 / 8.100 / 8.120 / 8.150 / 9.150OD / 8.140 / 8.140CO / 8.140CE / L.80 / 8.

2R0121437 O'RING WATER PUMP

O'RING VED. B'B AGUA PEQ. MWM X 10
006579
2R0121437
904931070781



/ 7.100 / 8.100 / 8.120 / 8.150 / 9.150OD / 8.140 / 8.140CO / 8.140CE / L.80 / 13.150 / 13.180 / 15.

T06407373 SEALING RING

RETENTOR PINO MANGA EIXO
007447
T06407373



7.100 / 8.100 / 8.140 / 8.140CO / 8.140CE / L.80 / 8.140CKD / 7.90S / 7.110S / 8.150 / 7.120 / 8.120

T11107125 SEAL RING

O'RING VEDACAO CAMISA MWM D 229
007755
T11107125
604931301124



12.140H / 6.90 / 7.90S / 7.110S / 11.130 / 13.130 / 14.140 / 11.140 / 12.140 / 7.90 /

T12130803A O'RING INJ. PUMP GASKET

O'RING VEDACAO BOMBA INJETORA
006580
T12130803A
904931070121



/ 7.110S / 12.180 / 13.180 / 14.150 / 15.180 / 14.180 / 14.200 / 16.180CO / 17.210 / 17.240OT / 18.

TAE121853 JUNCTION TUBE GASKET

O'RING VEDACAO TUBO JUNCAO
006577
TAE121853



/ 14.150 / 14.200 / 16.180CO / 14.150 CHILE

1.71 PAINEL

PANEL

TJG807202 BUMPER PANEL

PAINEL ACABAM. PARACHOQUE L.D.

012594
TJG807202



14.150 / 14.200 / 14.220 / 16.170 / 16.220 / 24.250 / 35.300 / 12.140H / 16.220 LEITO / 24.220 / 35.

1.72 PALHETA / BRACO

BLADE / ARM

2V5955425 WINDSHIELD WIPER BLADE

PALHETA LIMPADOR PARABRISA VW

027572
2V5955425



1.73 PARACHOQUE

BUMPER

2RD807124CTR R.H. BUMPER PROTECTIVE

PONTEIRA PARACHOQUE L.D.

004799
2RD807124CTR



/ 7.100 / 8.100 / 8.140 / L.80

2S0807102B8A8 BUMPER PROTECTIVE

PONTEIRA PARACHOQUE L.D.

006018
2S0807102B8A8
8
2S0807102B



/ 17.250E / 13.150 / 13.180 / 13.190 / 15.180 / 17.210 / 17.220 / 17.310 / 18.310 / 26.260 / 13.170E /

2S0807103B8A8 BUMPER PROTECTIVE

PONTEIRA PARACHOQUE L.E.

006019
2S0807103B8A8
8
2S0807103B



/ 13.150 / 13.190 / 15.190 / 17.210 / 13.180 / 26.220 / 26.260 / 15.180 / 17.310 / 18.310 / 17.220 /

2S08071048A8 BUMPER WITHOUT

PONT. PARAC. S/SPOILER L.D. F.REDONDO

006756
2S08071048A8
2S0807102
2S08071028A8



/ 13.150 / 13.180 / 13.190 / 15.180 / 17.210 / 17.220 / 17.310 / 18.310 / 22.220 / 26.260 / 26.310 /

2T2807071N28 BUMPER

PARACHOQUE CONSTELLATION 19320

011891
2T2807071N28



19.320E CONSTELLATION / 19.370 CONSTELLATION / 25.370E CONSTELLATION /

2VF8071038A8 BUMPER PROTECTIVE

PONTEIRA PARACHOQUE L.E.

006059
2VF8071038A8
2VF807103033



/ 14.140 / 14.210 / 16.210 / 17.250E / 13.150 / 13.170 / 13.180 / 13.190 / 14.150 / 15.180 / 14.170BT

1.74 PARAFUSO

SCREW

2R2803877F SCREW

PARAFUSO FILTRO SECADOR M12X1,50X30

017781
2R2803877F
8101270144



24.250ECONSTELLATION / 17.250E CONSTELLATION / 19.320E CONSTELLATION /

2RD999491 SCREW C 5.8 M 10 X 30 X 1.

PARAF. SEXT. 5.8 M10 X 30 X 1.50

005258
2RD999491
TN000421X1
NFN605920DK
NO102304



/ 7.110 / 7.120 / 7.100 / 8.120 / 8.150 / 13.190 / 15.190 / 13.170 / 15.170 / 17.300 / 26.300 / 40.300

2RK103591 VALVE TAP SCREW

PARAF. TAMPA VALVULA CUMMINS

014542
2RK103591
3922639



14.220 / 16.220 / 16.220 LEITO / 24.250 / 35.300 / 16.300 / 35.300H / 40.300 / 40.300 LEITO / 17.300

2RK129725 SCREW

PARAFUSO FIX. COL. ESCAPE

007951
2RK129725
3918109
TE3129725
TJG129725



14.220 / 16.170 / 16.220 / 17.220 / 17.300 / 17.310 / 18.310 / 24.250 / 26.260 / 26.300 / 26.310 / 35.

1.75 PARAFUSO SCREW

2TD129593 SCREW - M10X1.5X70
PARAF. FIX. COL. ESCAPE - M10X1.5X70
006135
2TD129593
3930249
TE3129593



12.170BT / 14.170BT / 16.170 / 16.200 / 17.210 / 13.190 / 13.170 / 15.170 / 17.210 CUMMINS EURO

2VF999471 SCREW 8.8 M 8 X 20 X 1.25
PARAF. SEXT. 8.8 M8 X 20 X 1.25
005229
2VF999471



/ 17.250E / 13.150 / 13.180 / 13.190 / 15.180 / 15.170 / 17.210 / 17.220 / 17.300 / 17.310 / 18.310 /

2Z0409135 SCREW, HEX HD
PARAFUSO SUSP. MOLA TRAS.
014485
2Z0409135



18.310OT / 17.240OT / 17.260EOT / 18.320EOT /

N0101221 SCREW C 8.8 M 14 X 35 X 1.
PARAF. SEXT. 8.8 M14 X 35 X 1.50
005252
N0101221




/ UNIVERSAL TODOS VEICULOS

N0102187 SCREW C 5.8 M 6 X 25 X 1.
PARAFUSO SEXT. 5.8 M6 X 25 X 1.00
005221
N0102187



/ UNIVERSAL TODOS VEICULOS

N01024015 SCREW C 5.8 M 8 X 20 X 1.
PARAFUSO SEXT. 5.8 M8 X 20 X 1.25
005222
N01024015



/ 8.150E / 7.100 / 8.100 / 8.120 / 8.150 / 8.140 / L.80 / 7.110 / 7.120 / 9.150E

N0103506 SCREW C 5.8 M 8 X 50 X 1.
PARAF. SEXT. 5.8 M8 X 50 X 1.25
005265
N0103506



/ 6.90 / 7.90S / 7.110S / 12.180 / 14.150 / 14.180 / 12.140H

N0401064 SCREW
PARAFUSO SUP. FILTRO M14X1,5X4,0
017780
N0401064



UNIVERSAL TODOS VEICULOS /

N10023901 SCREW C 5.8 M 8 X 90 X 1.
PARAF. SEXT. 5.8 M8 X 90 X 1.25
005257
N10023901



/ TODOS MODELOS

NF058721AB SCREW 5/8 - 11 X 2.0
PARAFUSO SEXT. 5.8 - 11 X 2.0
005215
NF058721AB



/ TODOS MODELOS

NF058725AB SCREW 5/8 - 11 X 3.0
PARAFUSO SEXTAVADO 5/8 - 11 X 3.0
005216
NF058725AB



/ UNIVERSAL TODOS VEICULOS

NFE602208C SCREW M 8 X 27 X 1.25
PARAF. SEXT. C/PONTA M8 X 27 X 1.25
005213
NFE602208C



/ TODOS MODELOS

NFE602373C SCREW C 8.8 M 10 X 25 X 1.
PARAFUSO SEXT. 8.8 M10 X 25 X 1.50
005247
NFE602373C



/ TODOS MODELOS

NFE800817E SCREW M 6 X 10 X 1.00
PARAFUSO SEXT. M6 X 10 X 1.00
005246
NFE800817E



/ TODOS MODELOS

NFN601218AB SCREW M 8 X 65 X 1.25
PARAFUSO SEXT. M8 X 65 X 1.25
005245
NFN601218AB



/ UNIVERSAL TODOS VEICULOS

T14525873 SCREW
PARAF. MANCAL CARC. DIFERENCIAL M16X2,
014497
T14525873
082460



12.140T / 12.170BT / 12.180 / 13.150 / 13.170 / 13.180 / 14.150 / 15.180 / 14.170BT / 14.180 / 14.

TAF253227 SCREW ENGINE BRAKE
PARAF. SUPORTE FREIO MOTOR M8X16 (8.8)
017705
TAF253227
2RK109687A
TJG253227



7.100 / 8.100 / 8.140 / 8.140CO / 8.140CE / L.80 / 14.220 / 16.170 / 16.180CO / 16.210CO / 16.220 /

TAR411233A BEAM SPRING GABLE -
PARAF. ESPIGAO FEIXE MOLA TRASEIRO
004401
TAR411233A



/ 6.90 / 7.90S / 7.110S

TH7299255 SCREW ENGINE BRAKE
PARAF. BORBOLETA FREIO MOTOR M6X16 (8.
017704
TH7299255



7.100 / 8.100 / 8.140 / 8.140CO / 8.140CE / L.80 / 14.220 / 16.170 / 16.180CO / 16.210CO / 16.220 /

TJG521153 SCREW
PARAFUSO CARDA
007329
TJG521153
F4HT4N272AA



7.90S / 8.140 / 12.140 / 14.150 / 16.170 / 16.220 /

TMG521153 SCREW
PARAFUSO CARDA
007327
TMG521153



8.140 / 8.140CO / 8.140CE / L.80 / 12.140T / 12.170BT / 14.170BT / 14.220 / 16.180CO / 16.

1.76 PEDAL

PEDALS

TJG721139 BRAKE PEDAL

PEDAL FREIO
004098
TJG721139



/ 7.100 / 8.100 / 8.140 / 14.200 / 16.170 / 16.220 /
24.250 / 35.300 / 12.140H / 14.150 / 14.220 / 16.

1.77 PINO

PIN

2P0321143 PIN CUP

PINO COPO
011575
2P0321143



8.150E / 8.150 / 9.150E / 8.120 / 5.140 MWM
DELIVERY / 8.150MWM DELIVERY /

2P0407361 STEERING KNUCKLE AXLE

PINO MANGA EIXO SIFCO - 33,00 X 157,7 (STD)
018950
2P0407361



5.140 MWM DELIVERY / 8.150 MWM DELIVERY /
8.150 EOD / 5.140 EOD /

2P0407361 10 KING PIN SIFCO - 33,10X157,7

PINO MANGA EIXO SIFCO - 33,10 X 157,7 (0,10)
018951
2P0407361 10



5.140 MWM DELIVERY / 8.150 MWM DELIVERY /
8.150 EOD / 5.140 EOD /

2P0407361 20 KING PIN SIFOC - 33,20X157,7

PINO MANGA EIXO SIFCO - 33,20 X 157,7 (0,20)
018952
2P0407361 20



5.140 MWM DELIVERY / 8.150 MWM DELIVERY /
5.140 EOD / 8.150 EOD /

2P0407361 30 KING PIN SIFOC - 33,30X157,7

PINO MANGA EIXO SIFCO - 33,30 X 157,7 (0,30)
018953
2P0407361 30



5.140 MWM DELIVERY / 8.150 MWM DELIVERY /
8.150 EOD / 5.140 EOD /

2P0407361 40 KING PIN SIFOC - 33,40X157,7

PINO MANGA EIXO SIFCO - 33,40 X 157,7 (0,40)
018954
2P0407361 40



5.140 MWM DELIVERY / 8.150 MWM DELIVERY /
8.150 EOD / 5.140 EOD /

2R0311593 KING PIN SPRINGS LOCK

JG. PINOS MOLAS TRAVA EIXO
023438
2R0311593



8.140CO / 8.140CE / 8.150E / 9.150E /

2R0321143A GEARBOX PIN CUP

PINO COPO CX. CAMBIO
011595
2R0321143A
1307306170



9.150OD / 8.120OD / 8.150 OD / 8.150 EOD / 9.
150EOD / 8.150E PLUS / 9.150E CUMMINS

2R0407361010 STEERING KNUCKLE AXLE

PINO MANGA EIXO MERITOR - 31,45 X 180,0 (0,
016908
2R0407361010



7.100 / 8.100 / 8.140 / 8.140CO / 8.140CE / 8.
140CKD / 8.150E / 8.150 / 7.120 / 8.120 / 5.140

2R0407361020 STEERING KNUCKLE AXLE

PINO MANGA EIXO MERITOR - 31,55 X 180,0 (0,
016909
2R0407361020



7.100 / 8.120 / 7.120 / 8.140 / 8.150 / 8.150E / 8.
150EOD / 8.150OD / 9.150OD / 9.150EOD / 8.100 /

2R0407361030 STEERING KNUCKLE AXLE

PINO MANGA EIXO MERITOR - 31,65 X 180,0 (0,
016910
2R0407361030



7.100 / 8.120 / 7.120 / 8.140 / 8.150 / 8.150E / 8.
150EOD / 8.150OD / 9.150OD / 9.150EOD / 8.150

2R0407361A STEERING KNUCKLE AXLE

PINO MANGA EIXO SIFCO - 33,00 X 169,3 (STD)
010334
2R0407361A
500053591A



8.150E / 8.150 / 9.150E / 7.120 / 8.120 / 8.150
MWM DELIVERY / 9.150OD / 8.120OD / 8.150 OD

2R0407361A010 STEERING KNUCKLE AXLE

PINO MANGA EIXO SIFCO - 33,10 X 169,3 (0,10)
016912
2R0407361A010
500053591B



8.150E / 8.150 / 9.150E / 7.120 / 8.120 / 8.150
MWM DELIVERY / 9.150OD / 8.120OD / 8.150 OD

2R0407361A020 STEERING KNUCKLE AXLE

PINO MANGA EIXO SIFCO - 33,20 X 169,3 (0,20)
016913
2R0407361A020
500053591C



8.150E / 8.150 / 9.150E / 7.120 / 8.120 / 8.150
MWM DELIVERY / 9.150OD / 8.120OD / 8.150 OD

2R0407361A030 STEERING KNUCKLE AXLE

PINO MANGA EIXO SIFCO - 33,30 X 169,3 (0,30)
016914
2R0407361A030
500053591D



8.150E / 8.150 / 9.150E / 7.120 / 8.120 / 8.150
MWM DELIVERY / 9.150OD / 8.120OD / 8.150 OD

2R0407361A040 STEERING KNUCKLE AXLE

PINO MANGA EIXO SIFCO - 33,40 X 169,3 (0,40)
016915
2R0407361A040
500053591E



7.120 / 8.120 / 8.150 / 8.150E / 9.150E / 8.150
EOD / 9.150EOD / 8.150 MWM DELIVERY / 8.

1.77 PINO PIN

2R0407361STD STEERING KNUCKLE AXLE

PINO MANGA EIXO MERITOR - 31,35 X 180,0
007452
2R0407361STD
2R0407687STD
2R0407687
2R0407361
VA021PSTD



7.100 / 8.100 / 8.140 / 8.140CO / 8.140CE / 8.140CKD / 8.150E / 8.150 / 7.120 / 8.120 / 5.140

2R4407361 STEERING KNUCKLE AXLE

PINO MANGA EIXO MERITOR - 31,75 X 180,0
016911
2R4407361



8.150 / 9.150EOD / 9.150 WORKER /

2RD398031 AXLE LOCK SPRING PIN

JOGO PINOS MOLAS TRAVA EIXO
005713
2RD398031
2RD311995F
2RD311995E



7.100 / 8.100 / 8.140 / 8.140CO / 8.140CE / L.80 / 8.140CKD / 7.110 / 8.150 / 7.120 / 8.120 / 9.

2RD407687010 STEERING KNUCKLE AXLE

PINO MANGA EIXO - 28,75 X 181,5 (0,10)
007440
2RD407687010
VA069P010
VA017P010
T06407687010



7.100 / 8.100 / 8.140 / 8.140CO / 8.140CE / L.80 / 8.140CKD / 6.90 / 7.90S / 7.110S / 8.150 / 7.120 /

2RD407687020 STEERING KNUCKLE AXLE

PINO MANGA EIXO - 28,85 X 181,5 (0,20)
007441
2RD407687020
VA069P020
VA017P020
T06407687020



7.100 / 8.100 / 8.140 / 8.140CO / 8.140CE / 8.140CKD / 6.90 / 7.90S / 7.110S / 7.120 / 8.120 / 6.

2RD407687030 STEERING KNUCKLE AXLE

PINO MANGA EIXO - 28,95 X 181,5 (0,30)
007442
2RD407687030
VA069P030
VA017P030
T06407687030



7.100 / 8.100 / 8.140 / 8.140CO / 8.140CE / 8.140CKD / 6.90 / 7.90S / 7.110S / 7.120 / 8.120 / 6.

2RD407687STD STEERING KNUCKLE AXLE

PINO MANGA EIXO - 28,65 X 181,5 (STD)
007439
2RD407687STD
2RD407687
VA069PSTD
VA017PSTD
T06407687STD
T06407687



7.100 / 8.100 / 8.140 / 8.140CO / 8.140CE / 8.140CKD / 6.90 / 7.90S / 7.110S / 7.120 / 8.120 / 6.

2TD407687 STEERING KNUCKLE AXLE

PINO MANGA EIXO MERITOR - 40,80 X 225,0
010340
2TD407687
085239



12.140T / 12.170BT / 12.140H / 13.170E / 13.180E / 13.190 / 13.170 / 13.150 / 13.180 /

2TD407687 10 STEERING KNUCKLE AXLE

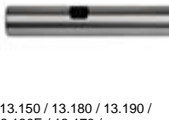
PINO MANGA EIXO MERITOR - 40,90 X 225,0 (0,
019359
2TD407687 10



12.140T / 12.170BT / 12.140H / 13.170E / 13.180E / 13.190 / 13.170 / 13.150 / 13.180 /

2TD407687 20 STEERING KNUCKLE AXLE

PINO MANGA EIXO MERITOR - 41,00 X 225,0 (0,
019360
2TD407687 20



12.140T / 12.170BT / 13.150 / 13.180 / 13.190 / 12.140H / 13.170E / 13.180E / 13.170 /

2TD407687 30 STEERING KNUCKLE AXLE

PINO MANGA EIXO MERITOR - 41,10 X 225,0 (0,
019361
2TD407687 30



12.140T / 12.170BT / 12.140H / 13.170E / 13.180E / 13.190 / 13.170 / 13.150 / 13.180 /

T11407687 STEERING KNUCKLE AXLE

PINO MANGA EIXO MERITOR - 40,80 X 233,0
010346
T11407687



12.140H / 12.170BT / 12.140T / 11.130 / 11.140 / 14.140 / 13.130 /

T11407687 10 STEERING KNUCKLE AXLE

PINO MANGA EIXO MERITOR - 40,90 X 233,0 (0,
019356
T11407687 10



12.140H / 12.170BT / 12.140T / 11.130 / 11.140 / 14.140 / 13.130 /

T11407687 20 STEERING KNUCKLE AXLE

PINO MANGA EIXO MERITOR - 41,00 X 233,0 (0,
019357
T11407687 20



12.140T / 12.170BT / 12.140H / 11.130 / 13.130 / 14.140 / 11.140 /

T11407687 30 STEERING KNUCKLE AXLE

PINO MANGA EIXO MERITOR - 41,10 X 233,0 (0,
019358
T11407687 30



12.140T / 12.170BT / 12.140H / 11.130 / 13.130 / 14.140 / 11.140 /

T11711291 TRANSMISSION LEVER PIN

PINO ALAVANCA CAMBIO
005129
T11711291



/ 6.90 / 11.130 / 13.130

T13311995A PIN

PINO ELASTICO GARFO CX. CAMBIO
013590
T13311995A
14J001818



14.170BT / 12.140T / 16.170 / 12.170BT / 7.90S / 7.110S / 11.130 / 13.130 / 11.140 / 12.140 / 14.

T16407687 STEERING KNUCKLE AXLE

PINO MANGA EIXO SIFCO - 45,55 X 264,5 (STD)
006823
T16407687
2S0407361A



12.180 / 14.150 / 14.170BT / 14.180 / 14.220 / 16.170 / 16.220 / 16.300 / 24.250 / 35.300 / 40.300 /

T16407687 10 STEERING KNUCKLE AXLE

PINO MANGA EIXO SIFCO - 45,65 X 264,5 (0,10)
006870
T16407687 10
2S0407361A 10



12.180 / 14.150 / 14.170BT / 14.180 / 14.220 / 16.170 / 16.220 / 16.300 / 24.250 / 35.300 / 40.300 /

T16407687 20 STEERING KNUCKLE AXLE

PINO MANGA EIXO SIFCO - 45,75 X 264,5 (0,20)
006871
T16407687 20
2S0407361A 20



16.210 / 12.180 / 14.150 / 14.170BT / 14.180 / 14.200 / 14.220 / 16.170 / 16.200 / 16.220 / 16.300 /

T16407687 30 STEERING KNUCKLE AXLE

PINO MANGA EIXO SIFCO - 45,85 X 264,5 (0,30)
016907
T16407687 30
2S0407361A 30



12.180 / 14.150 / 14.170BT / 14.180 / 14.220 / 16.170 / 16.220 / 16.300 / 24.250 / 35.300 / 40.300 /

T16407687A STEERING KNUCKLE AXLE

PINO MANGA EIXO BRAS - 45,55 X 256,5 (STD)
006872
T16407687A
085212



12.180 / 14.150 / 14.170BT / 14.180 / 14.220 / 16.170 / 16.180CO / 16.210CO / 16.220 / 16.300 / 17.

T16407687A 10 STEERING KNUCKLE AXLE

PINO MANGA EIXO BRAS - 45,65 X 256,5 (0,10)
006873
T16407687A 10



12.180 / 14.150 / 14.170BT / 14.180 / 14.220 / 16.170 / 16.180CO / 16.210CO / 16.220 / 16.300 / 17.

T16407687A 11 STEERING KNUCKLE AXLE

PINO MANGA EIXO BRAS - 45,70X256,5 (0,10)
027284
T16407687A 11



1.77 PINO

PIN

T16407687A 20 STEERING KNUCKLE AXLE

PINO MANGA EIXO BRAS - 45,75 X 256,5 (0,20)
006874
T16407687A 20



/ 14.200 / 14.150 / 14.220 / 16.170 / 16.220 / 16.300 / 14.170BT / 12.180 / 14.180 / 16.180CO / 16.

T16407687A 30 STEERING KNUCKLE AXLE

PINO MANGA EIXO BRASEIXOS - 45,85 X 256,5
016906
T16407687A 30



12.180 / 14.150 / 14.170BT / 14.180 / 14.220 / 16.170 / 16.180CO / 16.210CO / 16.220 / 16.300 / 17.

TJG141883 PIN

PINO ESFERICO GARFO EMBREAGEM
011201
TJG141883
2R0311613



7.100 / 8.100 / 8.140 / 8.140CO / 8.140CE / L.80 / 12.140T / 8.140CKD / 12.140H / 7.110 / 8.150 / 7.

1.78 PISTA

SUPPORT

2P0407545 TRACK BUSHING

PISTA BUCHA CHIME
018956
2P0407545



8.150 MWM DELIVERY / 5.140 EOD / 8.150 EOD / 5.140 MWM DELIVERY /

2R0407545 STEERING KNUCKLE

PISTA BUCHA CHIME
019835
2R0407545



7.100 / 8.100 / 8.140 / 8.140CO / 8.140CE / 8.140CKD / 8.150E / 8.150 / 9.150E / 7.120 / 8.120 /

T06407545 BUSHING

PISTA BUCHA CHIME
019831
T06407545



6.80 / 6.90 / 7.90S / 7.110S / 7.100 / 8.140 / 8.100 / L.80 /

T11407545 BUSHING

PISTA BUCHA CHIME
019833
T11407545



11.130 / 13.130 / 14.140 / 11.140 / 12.140T / 12.170BT / 12.140H /

T16407545 BUSHING

PISTA BUCHA CHIME
019837
T16407545



14.150 / 14.170BT / 14.220 / 16.170 / 16.220 / 16.300 / 24.250 / 35.300 / 40.300 / 16.220 LEITO /

1.79 PISTAO

PISTON

TJG311733 TRANSMISSION BRAKE

PISTAO FREIO TRANSMISSAO
005109
TJG311733



/ 16.300 / 24.250 / 35.300 / 40.300 / 35.300H / 40.300 LEITO / 17.300 / 26.300 / 17.310 / 26.220 /

1.80 POLIA

PULLEY

2R0903119A FAN BELT PULLEY

POLIA ESTIC. CORREIA
018036
2R0903119A
2R0903119E



7.110 / 7.120 / 8.120 / 8.150 / 8.120OD / 8.150 OD / 9.150OD / 13.150 / 13.190 / 23.210 / 15.190 / 17.

2R0903119B FAN BELT PULLEY

POLIA ESTIC. CORREIA
018035
2R0903119B



17.250E / 23.250E / 24.250E / 8.150E / 13.170E / 15.170E / 15.190E / 9.150E / 15.180E / 13.180E /

2R0903119C PULLEY TENSOR BELT

POLIA ESTIC. CORREIA
018038
2R0903119C
961003810104
2P0903119B



15.180EOD / 15.190EOD / 26.260E / 31.260E / 26.260 CONSTELLATION / 31.260

2R0903119D PULLEY FAN BELT

POLIA ESTIC. CORREIA
018033
2R0903119D
961003800014



13.170E / 15.170E / 13.180E / 15.180E / 15.190E / 15.180EOD / 15.190EOD / 17.260EOT / 18.

1.80 POLIA PULLEY

2T0105253B CRANK SHAFT PULLEY

POLIA VIRABREQUIM
014033
2T0105253B
4896773
3999913
2R0105253
BG5X6312A



8.150E / 9.150E CUMMINS DELIVERY / 17.250E / 23.250E / 24.250E / 13.170E / 15.170E / 8.

2T0903165 FAN BELT PULLEY

POLIA ESTIC. CORREIA
018034
2T0903165
3971876
2T0903119



8.150E / 17.250E / 17.220 / 17.310 / 18.310 / 26.260 / 26.310 / 13.170E / 15.170E / 23.250E / 15.

TRA903119 FAN BELT PULLEY

POLIA ESTIC. CORREIA
018037
TRA903119
3352874



7.100 / 8.100 / 8.120 / 8.150 / 9.150OD / 8.140 / 8.140CO / 8.140CE / L.80 / 12.140T / 12.170BT /

1.81 PONTEIRA PROTECTIVE

2P0253121A MUFFLER

SILENCIOSO
018278
2P0253121A



5.140 MWM DELIVERY / 8.150 MWM DELIVERY /

2P0253683 TUBE

PONTEIRA SILENCIOSO SAIDA LATERAL
018280
2P0253683



5.140 MWM DELIVERY / 8.150 MWM DELIVERY /

2RD253683 TUBE

PONTEIRA TRAS. SILENCIOSO
018288
2RD253683



7.100 / 8.100 / 8.120 / 8.150 / 9.150OD / 8.140 / 8.140CO / 8.140CE / 12.140T / 13.150 / 8.140CKD /

1.82 PORCA NUT

2RD407672 FRONT WHEEL CASTLE

PORCA CASTELO RODA DIANTEIRA
005665
2RD407672
088450



7.100 / 8.100 / 8.140 / 8.140CO / 8.140CE / L.80 / 8.140CKD / 6.90 / 7.90S / 7.110S / 7.110 / 7.90 /

2RR399181 NUT

PORCA HASTE ROSCA ESQ. CX CAMBIO
018032
2RR399181
020926



16.300 / 24.250 / 35.300 / 40.300 / 26.260 / 26.310 / 26.220 / 31.260 / 31.310 / 26.260E / 31.260E /

2RR599213 SCREW NUT "V" SUSP. 6X4

PORCA PARAF. TIRANTE "V" SUSP.6X4
012348
2RR599213



24.250 / 24.220 / 26.260 / 26.310 / 26.220 / 31.260 / 31.310 / 26.260E / 31.260E / 26.260

N011004 NUT 13

PORCA SEXTAVADA LINHA METRICA DIN 13
004381
N011004



/ UNIVERSAL TODOS VEICULOS

N0110212 DOUBLE NUT CLASS 2B

PORCA SEXTAVADA DUPLA CLASSE 2B
004374
N0110212



/ UNIVERSAL TODOS VEICULOS

N0111862 LOCK NUT WITH NYLON

PORCA SEXT. A. TRAVANTE C/ NYLON
004386
N0111862



/ UNIVERSAL TODOS VEICULOS

N0221461 LOCK NUT CLASS 8 M8 X 1.

PORCA SEXT. A. TRAV. CL. 8 M8 X 1.25
005261
N0221461



UNIVERSAL TODOS VEICULOS /

N0221491 NUT

PORCA SEXT. A. TRAVANTE ZINCADA
004384
N0221491



/ UNIVERSAL TODOS VEICULOS

NF033850AB NUT DEGREE 8 CLASS 2B

PORCA SEXTAVADA GRAU 8 CLASSE 2B
004376
NF033850AB



/ UNIVERSAL TODOS VEICULOS

NF055718AB NUT

PORCA SEXTAVADA DE TORQUE ZINCADA
004373
NF055718AB



/ UNIVERSAL TODOS VEICULOS

NF386180AB LOCK NUT

PORCA SEXT. ROSCA UNF 7/16-20 FIOS
012390
NF386180AB



UNIVERSAL TODOS VEICULOS /

NF386478AA LOCK NUT

PORCA SEXT. 1/4"
007644
NF386478AA



7.100 / 8.100 / 8.140 / 8.140CO / 8.140CE / 12.140T / 12.170BT / 12.180 / 14.150 / 14.170BT /

1.82 PORCA

NUT

NFE826238KA NUT
 PORCA SEXT. LINHA METR. CLASSE 8
 004382
 NFE826238KA



/ UNIVERSAL TODOS VEICULOS

NFN620481DF NUT
 PORCA SEXT. LINHA METRICA CLASSE 8
 004383
 NFN620481DF
 WHT005132
 N620481S36



12.170BT / 12.180 / 14.150 / 14.170BT / 14.180 / 14.220 / 16.220 / 16.300 / 24.250 / 35.300 / 40.300

T06599517 NUT
 PORCA SEXTAVADA DE TORQUE ZINCADA
 004370
 T06599517



/ UNIVERSAL TODOS VEICULOS

T11407751 NUT
 PORCA CHAVETA MANGA EIXO
 007853
 T11407751
 088029



12.140T / 12.170BT / 12.180 / 14.150 / 14.170BT / 14.180 / 14.220 / 16.180CO / 16.210CO / 17.

T11407759 NUT 5/8X18 UNF
 PORCA PO 5/8X18 UNF
 020265



12.140T / 12.170BT / 12.140H / 13.170E / 13.180E / 13.190 / 13.170 / 13.150 / 13.180

T14501275 NUT 5/8X18 UNF
 PORCA PO 5/8X18 UNF
 018457
 T14501275
 088019



12.180 / 14.150 / 14.170BT / 14.180 / 14.220 / 16.170 / 16.220 / 16.300 / 24.250 / 35.300 / 40.300 /

TE3145903A COMPRESSOR FIXATION
 PORCA FIX. COMPR. CLASSE 8 M12 X 1.75
 005256
 TE3145903A
 2T0145903



14.220 / 16.170 / 16.220 / 16.300 / 24.250 / 35.300 / 40.300 / 16.220 LEITO / 35.300H /

TE3607473 NUT ZH CLASS 2B
 PORCA SEXTAVADA ZH CLASSE 2B
 004375
 TE3607473
 800552
 2TA607473
 NL2101Z



/ 8.150E / 17.250E / 7.100 / 8.100 / 8.120 / 8.150 / 9.150OD / 8.140 / 8.140CO / 8.140CE / L.80 / 12.

TJG145457 TURBINE STUD NUT
 PORCA PRISIONEIRO TURBINA
 012699
 TJG145457
 3818824



12.170BT / 14.170BT / 14.220 / 16.170 / 16.220 / 16.300 / 24.250 / 35.300 / 40.300 / 16.200 / 18.310

TJG399181A NUT
 PORCA HASTE ROSCA DIR. CX CAMBIO
 018031
 TJG399181A
 X9802



16.300 / 24.250 / 35.300 / 40.300 / 26.260 / 26.310 / 26.220 / 31.260 / 31.310 / 26.260E / 31.260E /

TJG915415 WING NUT
 PORCA BORBOLETA
 018230
 TJG915415



14.200 / 12.140H / 14.150 / 14.220 / 16.170 / 16.220 / 16.220 LEITO / 24.220 / 24.250 / 35.300 /

TMG525231 NUT
 PORCA CAIXA SATELITE L.D.
 018120
 TMG525231
 003269



16.210CO / 17.300 / 17.210 / 17.310 / 17.220 / 23.210 / 23.220 / 23.310 / 18.310OT / 17.240OT / 17.

1.83 PORTA-OBJETO

OBJECT HOLDER

85HBE23862AB STORAGE COMPARTMENT
 PORTA OBJETOS PORTA L.D.
 011958
 85HBE23862AB



1.84 PRESILHA

CLAMP

133857119 GLOVE COMPARTMENT
 PRESILHA TRAVA PORTA LUVA
 005198
 133857119



/ 14.200 / 12.140H / 14.150 / 16.170 / 16.220 / 16.220 LEITO / 24.220 / 35.300 / 35.300 LEITO

1.85 PRISIONEIRO DE ACO STEEL STUD

T11129863 EXHAUST MANIF. STUD - 10

PRIS. COLETOR ESCAPE - 10MM X 57MM
005664
T11129863
922903510014



12.140H / 11.130 / 13.130 / 11.140 / 12.140 /

T12501224 BOLT WHEEL HUB REAR

PRIS. CUBO RODA TRASEIRA
018462
T12501224



12.140T / 12.170BT / 12.180 / 13.150 / 13.170 /
13.180 / 12.140H / 13.170E / 13.180E / 13.180E

TJG145455 STUD M10 X 1,5 X 42

PRISIONEIRO ACO TURBINA
012698
TJG145455
3818823



17.250E / 12.170BT / 13.170 / 13.190 / 14.170BT
/ 14.220 / 15.170 / 16.170 / 16.200 / 16.220 / 17.

TL7129863 STUD

PRISIONEIRO COLETOR ADMISSAO
012887
TL7129863
602011081030
TAE130113



7.110S / 7.100 / 8.100 / 8.120 / 8.150 / 9.150OD /
8.140 / 8.140CO / 8.140CE / L.80 / 12.140T / 12.

1.86 PROTETOR PROTECTOR

2RG863521 INTERNAL FINISHING L.H.

PROTETOR CALOR L.E.
015925
2RG863521



14.220 / 16.170 / 16.220 / 16.220 LEITO / 24.250 /
12.170BT / 16.300 / 35.300 / 35.300 LEITO / 14.

2RG863522 INTERNAL FINISHING R.H.

PROTETOR CALOR L.D.
015924
2RG863522



14.220 / 16.170 / 16.220 / 16.220 LEITO / 24.250 /
12.170BT / 16.300 / 35.300 / 35.300 LEITO / 14.

1.87 RELE RELAYS

TJG953277 TRAFFIC WARNING LAMP

RELE LUZES EMERGENCIA
004957
TJG953277
1119532272



/ 6.90 / 7.90S / 7.110

1.88 REPARO MANGA DE EIXO KING PIN REPAIR KIT

2P0498629 KING PIN SET =SIFCO= 33,

REP. MANGA CPL. P/1LD =SIFCO= 33,00X157,7
018957
2P0498629



5.140 MWM DELIVERY / 8.150EOD / 5.140 EOD /
8.150MWM DELIVERY /

2P0498629 10 KING PIN SET =SIFCO= 33,

REP. MANGA CPL. P/1LD =SIFCO= 33,10X157,7
018958
2P0498629 10



5.140 MWM DELIVERY / 8.150EOD / 5.140 EOD /
8.150MWM DELIVERY /

2P0498629 20 KING PIN SET =SIFCO= 33,

REP. MANGA CPL. P/1LD =SIFCO= 33,20X157,7
018959
2P0498629 20



5.140 MWM DELIVERY / 8.150 MWM DELIVERY /
8.150 EOD / 5.140 EOD /

2P0498629 30 KING PIN SET =SIFCO= 33,

REP. MANGA CPL. P/1LD =SIFCO= 33,30X157,7
018960
2P0498629 30



5.140 MWM DELIVERY / 8.150 MWM DELIVERY /
8.150 EOD / 5.140 EOD /

2P0498629 40 KING PIN SET =SIFCO= 33,

REP. MANGA CPL. P/1LD =SIFCO= 33,40X157,7
018961
2P0498629 40



5.140 MWM DELIVERY / 8.150 MWM DELIVERY /
8.150 EOD / 5.140 EOD /

2P0498629CH KING PIN SET =SIFCO= 33,

REP. MANGA CPL. P/1LD =SIFCO= 33,00X157,7
019820
2P0498629CH



5.140 MWM DELIVERY / 8.150EOD / 5.140 EOD /
8.150MWM DELIVERY /

2P0498629CH 10 KING PIN SET =SIFCO= 33,

REP. MANGA CPL. P/1LD =SIFCO= 33,10X157,7
019821
2P0498629CH
10



5.140 MWM DELIVERY / 8.150EOD / 5.140 EOD /
8.150MWM DELIVERY /

2P0498629CH 20 KING PIN SET =SIFCO= 33,

REP. MANGA CPL. P/1LD =SIFCO= 33,20X157,7
019822
2P0498629CH
20



5.140 MWM DELIVERY / 8.150EOD / 5.140 EOD /
8.150MWM DELIVERY /

1.88 REPARO MANGA DE EIXO

KING PIN REPAIR KIT

2P0498629CH 30 KING PIN SET =SIFCO= 33,
REP. MANGA CPL. P/1LD.=SIFCO= 33,30X157,7
019823
2P0498629CH
30

5.140 MWM DELIVERY / 8.150EOD / 5.140 EOD / 8.150MWM DELIVERY /

2P0498629CH 40 KING PIN SET =SIFCO= 33,
REP. MANGA CPL. P/1LD.=SIFCO= 33,40X157,7
019824
2P0498629CH
40

5.140 MWM DELIVERY / 8.150EOD / 5.140 EOD / 8.150MWM DELIVERY /

2R0498629A KING PIN KIT =SIFCO= 33,
REP. MANGA CPL. P/1LD.=SIFCO= 33,00X169,3
010318
2R0498629A
2RF498629

8.100 / 8.150E / 8.150 / 9.150E / 7.120 / 8.120 / 8.150 MWM DELIVERY / 9.150OD / 8.120OD / 8.150

2R0498629A 10 KING PIN KIT =SIFCO= 33,
REP. MANGA CPL. P/1LD.=SIFCO= 33,10X169,3
017692
2R0498629A 10
2RF498629 10

8.100 / 8.150E / 8.150 / 9.150E / 7.120 / 8.120 / 8.150 MWM DELIVERY / 9.150OD / 8.120OD / 8.150

2R0498629A 20 KING PIN KIT =SIFCO= 33,
REP. MANGA CPL. P/1LD.=SIFCO= 33,20X169,3
017693
2R0498629A 20
2RF498629 20

8.100 / 8.150E / 8.150 / 9.150E / 7.120 / 8.120 / 8.150 MWM DELIVERY / 9.150OD / 8.120OD / 8.150

2R0498629A 30 KING PIN KIT =SIFCO= 33,
REP. MANGA CPL. P/1LD.=SIFCO= 33,30X169,3
017694
2R0498629A 30
2RF498629 30

8.100 / 8.150E / 8.150 / 9.150E / 7.120 / 8.120 / 8.150 MWM DELIVERY / 9.150OD / 8.120OD / 8.150

2R0498629A 40 KING PIN KIT =SIFCO= 33,
REP. MANGA CPL. P/1LD.=SIFCO= 33,40X169,3
018933
2R0498629A 40
2RF498629 40

8.100 / 8.150E / 8.150 / 9.150E / 7.120 / 8.120 / 8.150 MWM DELIVERY / 9.150OD / 8.120OD / 8.150

2R0498629ACH 0 KING PIN KIT =SIFCO= 33,
REP. MANGA CPL. P/1LD.=SIFCO= 33,00=STD=
019870
2R0498629ACH
0

8.100 / 8.150E / 8.150 / 9.150E / 7.120 / 8.120 / 8.150 MWM DELIVERY / 9.150OD / 8.120OD / 8.150

2R0498629ACH 10 KING PIN KIT =SIFCO= 33,
REP. MANGA CPL. P/1LD.=SIFCO= 33,10 =0,10=
019871
2R0498629ACH
10

8.100 / 8.150E / 8.150 / 9.150E / 7.120 / 8.120 / 8.150 MWM DELIVERY / 9.150OD / 8.120OD / 8.150

2R0498629ACH 20 KING PIN KIT =SIFCO= 33,
REP. MANGA CPL. P/1LD.=SIFCO= 33,20 =0,20=
019872
2R0498629ACH
20

8.100 / 8.150E / 8.150 / 9.150E / 7.120 / 8.120 / 8.150 MWM DELIVERY / 9.150OD / 8.120OD / 8.150

2R0498629ACH 30 KING PIN KIT =SIFCO= 33,
REP. MANGA CPL. P/1LD.=SIFCO= 33,30 =0,30=
019873
2R0498629ACH
30

8.100 / 8.150E / 8.150 / 9.150E / 7.120 / 8.120 / 8.150 MWM DELIVERY / 9.150OD / 8.120OD / 8.150

2R0498629ACH 40 KING PIN KIT =SIFCO= 33,
REP. MANGA CPL. P/1LD.=SIFCO= 33,40 =0,40=
019874
2R0498629ACH
40

8.100 / 8.150E / 8.150 / 9.150E / 7.120 / 8.120 / 8.150 MWM DELIVERY / 9.150OD / 8.120OD / 8.150

2R0498629G 0 KING PIN KIT =SIFCO= 33,
REP. MANGA CPL. P/1LD.=SIFCO= 33,00X169,3
024044
2R0498629G 0

8.150 EOD / 9.150EOD / 9.160 OD / 8.160 OD EURO V / 9.160 OD EURO V / 5.150 OD EURO V /

2R0498629G 10 KING PIN KIT =SIFCO= 33,
REP. MANGA CPL. P/1LD.=SIFCO= 33,10X169,3
024045
2R0498629G 10

9.160 OD / 9.150EOD / 8.150 EOD /

2R0498629G 20 KING PIN KIT =SIFCO= 33,
REP. MANGA CPL. P/1LD.=SIFCO= 33,20X169,3
024046
2R0498629G 20

8.150 EOD / 9.150EOD / 9.160 OD /

2R0498629G 30 KING PIN KIT =SIFCO= 33,
REP. MANGA CPL. P/1LD.=SIFCO= 33,30X169,3
024047
2R0498629G 30

8.150 EOD / 9.150EOD / 9.160 OD /

2R0498629G 40 KING PIN KIT =SIFCO= 33,
REP. MANGA CPL. P/1LD.=SIFCO= 33,40X169,3
024048
2R0498629G 40

8.150 EOD / 9.150EOD / 9.160 OD /

2R0498629GCH 0 KING PIN KIT =SIFCO= 33,
REP. MANGA CPL. P/1LD.=SIFCO= 33,00X169,3
024141
2R0498629GCH
0

8.150 EOD / 9.150EOD / 9.160 OD /

2R0498629GCH 10 KING PIN KIT =SIFCO= 33,
REP. MANGA CPL. P/1LD.=SIFCO= 33,10X169,3
024142
2R0498629GCH
10

8.150 EOD / 9.150EOD / 9.160 OD /

2R0498629GCH 20 KING PIN KIT =SIFCO= 33,
REP. MANGA CPL. P/1LD.=SIFCO= 33,20X169,3
024143
2R0498629GCH
20

8.150 EOD / 9.150EOD / 9.160 OD /

2R0498629GCH 30 KING PIN KIT =SIFCO= 33,
REP. MANGA CPL. P/1LD.=SIFCO= 33,30X169,3
024144
2R0498629GCH
30

8.150 EOD / 9.150EOD / 9.160 OD /

2R0498629GCH 40 KING PIN KIT =SIFCO= 33,
REP. MANGA CPL. P/1LD.=SIFCO= 33,40X169,3
024145
2R0498629GCH
40

9.160 OD / 8.150 EOD / 9.150EOD /

2R4498629 KING PIN KIT =MERITOR=
REP. MANGA CPL. P/1LD.=MERITOR= 31,75MM
024383
2R4498629

9.150 WORKER / 8.150 EOD EIXO BITOLA MODIFICADA / 9.150 EOD EIXO BITOLA MODIFICADA /

2R4498629CH KING PIN KIT =MERITOR=
REP. MANGA CPL. P/1LD.=MERITOR= 31,75MM
024387
2R4498629CH

8.150 EOD EIXO BITOLA MODIFICADA / 9.150 EOD EIXO BITOLA MODIFICADA /

1.88 REPARO MANGA DE EIXO KING PIN REPAIR KIT

2T0498445A KING PIN SET
REP. MANGA CPL.P/1LD 120MM STD
027963
2T0498445A



17.250E CONSTELLATION / 19.320E
CONSTELLATION / 25.320E CONSTALLATION /

2T0498445A 20 KING PIN SET
REP. MANGA CPL.P/1LD 120MM 45,75X264,5
027977
2T0498445A 20



2T0498445A C2 KING PIN SET
REP. MANGA CPL.CHAVETA LONGA PINO
028388
2T0498445A C2



2T0498445A C3 KING PIN SET
REP. MANGA CPL.CHAVETA LONGA PINO
028389
2T0498445A C3



2T0498445A CS KING PIN SET
REP. MANGA CPL.CHAVETA LONGA PINO
028386
2T0498445A CS



2T0498445A X0 KING PIN SET
REP. MANGA CPL.P/1LD 120MM STD (S/
027975
2T0498445A X0



2T0498445A X1 KING PIN SET
REP. MANGA CPL.P/1LD 120MM 45,65X264,5 (S/
027979
2T0498445A X1



2T0498445A X2 KING PIN SET
REP. MANGA CPL.P/1LD 120MM 45,75X264,5 (S/
027980
2T0498445A X2




2TD498629 KING PIN SET 40,80X225,
REP. MANGA CPL. P/1LD.=MERITOR= 40,
010319
2TD498629
805795



13.170E / 15.170E / 13.190 / 13.170 / 13.150 / 13.
180 /

2TD498629 10 KING PIN SET 40,90X225,
REP. MANGA CPL. P/1LD.=MERITOR= 40,
019369
2TD498629 10
805795 10



13.170E / 15.170E / 13.190 / 13.170 / 13.150 / 13.
180 /

2TD498629 20 KING PIN SET 41,00X225,
REP. MANGA CPL. P/1LD.=MERITOR= 41,
019370
2TD498629 20
807795 20



13.170E / 15.170E / 13.190 / 13.170 / 13.150 / 13.
180 /

2TD498629 30 KING PIN SET 41,10X225,
REP. MANGA CPL. P/1LD.=MERITOR= 41,
019371
2TD498629 30
805795 30



13.170E / 15.170E / 13.190 / 13.170 / 13.150 / 13.
180 /

2TD498629CH 0 KING PIN SET 40,80X225MM
REP. MANGA CPL. P/1LD.=MERITOR= 40,
019858
2TD498629CH 0



13.170E / 15.170E / 13.190 / 13.170 / 13.150 / 13.
180 /

2TD498629CH 10 KING PIN SET 40,90X225MM
REP. MANGA CPL. P/1LD.=MERITOR= 40,
019859
2TD498629CH
10



13.170E / 15.170E / 13.190 / 13.170 / 13.150 / 13.
180 /

2TD498629CH 20 KING PIN SET 41,00X225MM
REP. MANGA CPL. P/1LD.=MERITOR= 41,
019860
2TD498629CH
20



13.170E / 15.170E / 13.190 / 13.170 / 13.150 / 13.
180 /

2TD498629CH 30 KING PIN SET 41,10X225MM
REP. MANGA CPL. P/1LD.=MERITOR= 41,
019861
2TD498629CH
30



13.170E / 15.170E / 13.190 / 13.170 / 13.150 / 13.
180 /

2V5498619A
REPARO MANGA EIXO VW/MAN METEOR
027038
2V5498619A



2VC498629 KING PIN KIT =MERITOR=
REP. MANGA CPL. P/1LD.=MERITOR= 31,35MM
010317
2VC498629
805709
2R0498629



7.100 / 8.100 / 8.140 / 8.140CO / 8.140CE / 8.
140CKD / 8.150E / 8.150 / 9.150E / 7.120 / 8.120 /

2VC498629 10 KING PIN KIT =MERITOR=
REP. MANGA CPL. P/1LD.=MERITOR= 31,45MM
017695
2VC498629 10
2R0498629 10



7.100 / 8.100 / 8.140 / 8.140CO / 8.140CE / 8.
140CKD / 8.150E / 8.150 / 9.150E / 7.120 / 8.120 /

2VC498629 20 KING PIN KIT =MERITOR=
REP. MANGA CPL. P/1LD.=MERITOR= 31,55MM
017696
2VC498629 20
2R0498629 20



7.100 / 8.100 / 8.140 / 8.140CO / 8.140CE / 8.
140CKD / 8.150E / 8.150 / 9.150E / 7.120 / 8.120 /

2VC498629 30 KING PIN KIT =MERITOR=
REP. MANGA CPL. P/1LD.=MERITOR= 31,65MM
017697
2VC498629 30
2R0498629 30



7.100 / 8.100 / 8.140 / 8.140CO / 8.140CE / 8.
140CKD / 8.150E / 8.150 / 9.150E / 7.120 / 8.120 /

2VC498629CH 0 KING PIN KIT =MERITOR=
REP. MANGA CPL. P/1LD.=MERITOR= 31,35MM
019866
2VC498629CH 0
2R0498629CH 0



7.100 / 8.100 / 8.140 / 8.140CO / 8.140CE / 8.
140CKD / 8.150E / 8.150 / 9.150E / 7.120 / 8.120 /

2VC498629CH 10 KING PIN KIT =MERITOR=
REP. MANGA CPL. P/1LD.=MERITOR= 31,45MM
019867
2VC498629CH
10
2R0498629CH
10



7.100 / 8.100 / 8.140 / 8.140CO / 8.140CE / 8.
140CKD / 8.150E / 8.150 / 9.150E / 7.120 / 8.120 /

2VC498629CH 20 KING PIN KIT =MERITOR=
REP. MANGA CPL. P/1LD.=MERITOR= 31,55MM
019868
2VC498629CH
20
2R0498629CH
20



7.100 / 8.100 / 8.140 / 8.140CO / 8.140CE / 8.
140CKD / 8.150E / 8.150 / 9.150E / 7.120 / 8.120 /

1.88 REPARO MANGA DE EIXO

KING PIN REPAIR KIT

2VC498629CH 30 KING PIN KIT =MERITOR=

REP. MANGA CPL. P/1LD.=MERITOR= 31,65MM

019869
2VC498629CH
30
2RD498629CH
30



7.100 / 8.100 / 8.140 / 8.140CO / 8.140CE / 8.140CKD / 8.150E / 8.150 / 9.150E / 7.120 / 8.120 /

T06498629 KING PIN KIT 28,65X181,5 =

REP. MANGA CPL. P/1LD.=BRAS= 28,65X181,5

007857
T06498629
805656
2RD498629



7.100 / 8.100 / 8.140 / L.80 / 6.90 / 7.90S / 7.110S / 7.110 / 8.150 / 7.120 / 8.120 / 6.80 /

T06498629 10 KING PIN KIT 28,75X181,5 =

REP. MANGA CPL. P/1LD.=BRAS= 28,75X181,5

017698
T06498629 10
805665 10
2RD498629 10



7.100 / 8.100 / 8.140 / L.80 / 6.90 / 7.90S / 7.110S / 7.110 / 8.150 / 7.120 / 8.120 / 6.80 /

T06498629 20 KING PIN KIT 28,85X181,5 =

REP. MANGA CPL. P/1LD.=BRAS= 28,85X181,5

017699
T06498629 20
805665 20
2RD498629 20



7.100 / 8.100 / 8.140 / L.80 / 6.90 / 7.90S / 7.110S / 7.110 / 8.150 / 7.120 / 8.120 / 6.80 /

T06498629 30 KING PIN KIT 28,95X181,5 =

REP. MANGA CPL. P/1LD.=BRAS= 28,95X181,5

017700
T06498629 30
2RD498629 30



7.100 / 8.100 / 8.140 / L.80 / 6.90 / 7.90S / 7.110S / 7.110 / 8.150 / 7.120 / 8.120 / 6.80 /

T06498629CH 0 KING PIN KIT 28,65X181,5 =

REP. MANGA CPL. P/1LD.=BRAS= 28,65X181,5

019846
T06498629CH 0
2RD498629CH



7.100 / 8.100 / 8.140 / L.80 / 6.90 / 7.90S / 7.110S / 6.80 /

T06498629CH 10 KING PIN KIT 28,75X181,5 =

REP. MANGA CPL. P/1LD.=BRAS= 28,75X181,5

019847
T06498629CH 10
2RD498629CH 10



7.100 / 8.100 / 8.140 / L.80 / 6.90 / 7.90S / 7.110S / 6.80 / 6.90S /

T06498629CH 20 KING PIN KIT 28,85X181,5 =

REP. MANGA CPL. P/1LD.=BRAS= 28,85X181,5

019848
T06498629CH 20
2RD498629CH 20



7.100 / 8.100 / 8.140 / L.80 / 6.90 / 7.90S / 7.110S / 6.80 / 6.90S /

T06498629CH 30 KING PIN KIT 28,95X181,5 =

REP. MANGA CPL. P/1LD.=BRAS= 28,95X181,5

019849
T06498629CH 30
2RD498629CH 30



7.100 / 8.100 / 8.140 / L.80 / 6.90 / 7.90S / 7.110S / 6.80 / 6.90S /

T11498629 AXLE REPAIR KIT

REP. MANGA CPL. P/1LD.=MERITOR= 40,

005428
T11498629
805687
2S0498445



12.140T / 12.170BT / 12.140H / 11.130 / 13.130 / 14.140 / 11.140 / 12.140 /

T11498629 10 AXLE REPAIR KIT

REP. MANGA CPL. P/1LD.=MERITOR= 40,

019366
T11498629 10
2S0498445 10



12.140T / 12.170BT / 12.140H / 11.130 / 13.130 / 14.140 / 11.140 / 12.140 / 12.170 /

T11498629 20 AXLE REPAIR KIT

REP. MANGA CPL. P/1LD.=MERITOR= 41,

019367
T11498629 20
2S0498445 20



12.140T / 12.170BT / 12.140H / 11.130 / 13.130 / 14.140 / 11.140 / 12.140 /

T11498629 30 AXLE REPAIR KIT

REP. MANGA CPL. P/1LD.=MERITOR= 41,

019368
T11498629 30
2S0498445 30



12.140T / 12.170BT / 12.140H / 11.130 / 13.130 / 14.140 / 11.140 / 12.140 /

T11498629CH 0 AXLE REPAIR KIT

REP. MANGA CPL. P/1LD.=MERITOR= 40,

019854
T11498629CH 0



12.140T / 12.170BT / 12.140H / 11.130 / 13.130 / 14.140 / 11.140 / 12.140 /

T11498629CH 10 AXLE REPAIR KIT

REP. MANGA CPL. P/1LD.=MERITOR= 40,

019855
T11498629CH 10



11.130 / 11.140 / 12.140 / 14.140 / 13.130 / 12.140H / 12.140T / 12.170BT /

T11498629CH 20 AXLE REPAIR KIT

REP. MANGA CPL. P/1LD.=MERITOR= 41,

019856
T11498629CH 20



12.140T / 12.170BT / 12.140H / 11.130 / 13.130 / 14.140 / 11.140 / 12.140 /

T11498629CH 30 AXLE REPAIR KIT

REP. MANGA CPL. P/1LD.=MERITOR= 41,

019857
T11498629CH 30



12.140T / 12.170BT / 12.140H / 11.130 / 13.130 / 14.140 / 11.140 / 12.140 /

T16498629 KING PIN KIT SIFCO 2 SIDES

REP. MANGA CPL. P/1LD.=SIFCO=45,55X264,5

005429
T16498629
TAR498629
2VF498629



12.180 / 14.150 / 14.170BT / 14.180 / 14.220 / 16.170 / 16.180CO / 16.210CO / 16.220 / 16.300 / 17.

T16498629 10 KING PIN KIT COMPLETE

REP. MANGA CPL. P/1LD.=SIFCO=45,65X264,5

017685
T16498629 10
TAR498629 10



12.180 / 14.150 / 14.170BT / 14.180 / 14.220 / 16.170 / 16.180CO / 16.210CO / 16.220 / 16.300 / 17.

T16498629 20 KING PIN KIT COMPLETE

REP. MANGA CPL. P/1LD.=SIFCO=45,75X264,5

017687
T16498629 20
2VF498629 20
TAR498629 20



12.180 / 14.150 / 14.170BT / 14.180 / 14.220 / 16.170 / 16.180CO / 16.210CO / 16.220 / 16.300 / 17.

T16498629 30 KING PIN KIT COMPLETE

REP. MANGA CPL. P/1LD.=SIFCO=45,85X264,5

017688
T16498629 30
2VF498629 30
TAR498629 30



12.180 / 14.150 / 14.170BT / 14.180 / 14.220 / 16.170 / 16.180CO / 16.210CO / 16.220 / 16.300 / 17.

T16498629A KING PIN KIT 45,55X256,5 =

REP. MANGA CPL. P/1LD.=BRAS= 45,55X256,5

007858
T16498629A



14.150 / 14.200 / 17.210 / 17.300 / 17.310 / 23.210 / 23.310 / 13.170E / 15.170E / 15.190E / 15.180E /

T16498629A 10 KING PIN KIT 45,65X256,5 =

REP. MANGA CPL. P/1LD.=BRAS= 45,65X256,5

017689
T16498629A 10



14.150 / 14.200 / 17.210 / 17.300 / 17.310 / 23.210 / 23.310 / 13.170E / 15.170E / 15.190E / 15.180E /

T16498629A 20 KING PIN KIT COMPLETE

REP. MANGA CPL. P/1LD.=BRAS= 45,75X256,5

017690
T16498629A 20



14.150 / 14.200 / 17.210 / 17.300 / 17.310 / 23.210 / 23.310 / 13.170E / 15.170E / 15.190E / 15.180E /

1.88 REPARO MANGA DE EIXO KING PIN REPAIR KIT

T16498629A 30 KING PIN KIT 45,85X256,5 =

REP. MANGA CPL. P/1LD.=BRAS= 45,85X256,5
017691
T16498629A 30



14.150 / 14.200 / 17.210 / 17.300 / 17.310 / 23.210 / 23.310 / 13.170E / 15.170E / 15.190E / 15.180E /

T16498629ACH 0 KING PIN KIT 45,55X256,5 =

REP. MANGA CPL. P/1LD.=BRAS= 45,55X256,5
019850
T16498629ACH 0



14.150 / 14.200 / 17.210 / 17.300 / 17.310 / 23.210 / 23.310 / 13.170E / 15.170E / 15.190E / 15.180E /

T16498629ACH 10 KING PIN KIT 45,65X256,5 =

REP. MANGA CPL. P/1LD.=BRAS= 45,65X256,5
019851
T16498629ACH 10



14.150 / 14.200 / 17.210 / 17.300 / 17.310 / 23.210 / 23.310 / 13.170E / 15.170E / 15.190E / 15.180E /

T16498629ACH 20 KING PIN KIT 45,75X256,5 =

REP. MANGA CPL. P/1LD.=BRAS= 45,75X256,5
019852
T16498629ACH 20



14.150 / 14.200 / 17.210 / 17.300 / 17.310 / 23.210 / 23.310 / 13.170E / 15.170E / 15.190E / 15.180E /

T16498629ACH 30 KING PIN KIT 45,85X256,5 =

REP. MANGA CPL. P/1LD.=BRAS= 45,85X256,5
019853
T16498629ACH 30



15.170 / 17.300 / 15.180 / 17.210 / 17.310 / 23.210 / 23.310 / 14.200 / 14.150 / 13.170E / 15.170E /

T16498629B KING PIN KIT 45,55X256,5 =

REP. MANGA CPL. P/1LD.=BRAS= 45,55X256,5
023340
T16498629B



12.180 / 14.150 / 14.170BT / 14.180 / 14.220 / 16.170 / 16.180CO / 16.210CO / 16.220 / 16.300 / 17.

T16498629B 10 KING PIN KIT 45,65X256,5 =

REP. MANGA CPL. P/1LD.=BRAS= 45,65X256,5
023341
T16498629B 10



12.180 / 14.150 / 14.170BT / 14.180 / 14.220 / 16.170 / 16.180CO / 16.210CO / 16.220 / 16.300 / 17.

T16498629B 20 KING PIN KIT 45,75X256,5 =

REP. MANGA CPL. P/1LD.=BRAS= 45,75X256,5
023342
T16498629B 20



12.180 / 14.150 / 14.170BT / 14.180 / 14.220 / 16.170 / 16.180CO / 16.210CO / 16.220 / 16.300 / 17.

T16498629B 30 KING PIN KIT 45,85X256,5 =

REP. MANGA CPL. P/1LD.=BRAS= 45,85X256,5
023343
T16498629B 30



12.180 / 14.150 / 14.170BT / 14.180 / 14.220 / 16.170 / 16.180CO / 16.210CO / 16.220 / 16.300 / 17.

T16498629BCH 0 KING PIN KIT 45,55X256,5 =

REP. MANGA CPL. P/1LD.=BRAS= 45,55X256,5
023344
T16498629BCH 0



12.180 / 14.150 / 14.170BT / 14.180 / 14.220 / 16.170 / 16.180CO / 16.210CO / 16.220 / 16.300 / 17.

T16498629BCH 10 KING PIN KIT 45,65X256,5 =

REP. MANGA CPL. P/1LD.=BRAS= 45,65X256,5
023345
T16498629BCH 10



12.180 / 14.150 / 14.170BT / 14.180 / 14.220 / 16.170 / 16.180CO / 16.210CO / 16.220 / 16.300 / 17.

T16498629BCH 20 KING PIN KIT 45,75X256,5 =

REP. MANGA CPL. P/1LD.=BRAS= 45,75X256,5
023346
T16498629BCH 20



12.180 / 14.150 / 14.170BT / 14.180 / 14.220 / 16.170 / 16.180CO / 16.210CO / 16.220 / 16.300 / 17.

T16498629BCH 30 KING PIN KIT 45,85X256,5 =

REP. MANGA CPL. P/1LD.=BRAS= 45,85X256,5
023347
T16498629BCH 30



12.180 / 14.150 / 14.170BT / 14.180 / 14.220 / 16.170 / 16.180CO / 16.210CO / 16.220 / 16.300 / 17.

T16498629B VP KING PIN KIT 45,65X256,5 =

REP. MANGA CPL. P/1LD.=BRAS= 45,65X256,5
026552
T16498629B VP



12.180 / 14.150 / 14.170BT / 14.180 / 14.220 / 16.170 / 16.180CO / 16.210CO / 16.220 / 16.300 / 17.

T16498629CH 0 KING PIN KIT SIFCO 2 SIDES

REP. MANGA CPL. P/1LD.=SIFCO=45,55X264,5
019862
T16498629CH 0
2VF498629CH



12.180 / 14.150 / 14.170BT / 14.180 / 14.220 / 16.170 / 16.180CO / 16.210CO / 16.220 / 16.300 / 17.

T16498629CH 10 KING PIN KIT COMPLETE

REP. MANGA CPL. P/1LD.=SIFCO=45,65X264,5
019863
T16498629CH 10
2VF498629CH 10



15.180EOD / 15.190EOD / 24.250E / 15.180E / 23.210 / 24.250ECONSTELLATION / 26.260E / 31.

T16498629CH 20 KING PIN KIT COMPLETE

REP. MANGA CPL. P/1LD.=SIFCO=45,75X264,5
019864
T16498629CH 20
2VF498629CH 20



12.180 / 14.150 / 14.170BT / 14.180 / 14.220 / 16.170 / 16.180CO / 16.210CO / 16.220 / 16.300 / 17.

T16498629CH 30 KING PIN KIT COMPLETE

REP. MANGA CPL. P/1LD.=SIFCO=45,85X264,5
019865
T16498629CH 30
2VF498629CH 30



12.180 / 14.150 / 14.170BT / 14.180 / 14.220 / 16.170 / 16.180CO / 16.210CO / 16.220 / 16.300 / 17.

1.89 REPAROS DIVERSOS

REPAIR KIT

2RP798121 GEAR SHIFT LEVER REPAIR

REPARO FIX. ALAVANCA CAMBIO

005157
2RP798121
T11711527



24.250 / 40.300 / 18.310 / 26.220 / 17.210 / 17.300 / 26.300 / 8.150 / 13.190 /

2V5881053 SEAST REP.KIT

KIT REPARO BANCO

026929
2V5881053



1.90 RESERVATORIO

CONTAINERS

2TA145171 HIDRAULIC OIL CONTAINER

RESERV. OLEO HIDRAULICO

006781
2TA145171
T16145171
TJG145171



7.100 / 8.140 / 8.140CO / 8.140CE / L.80 / 12.140T / 12.170BT / 12.180 / 14.150 / 14.170BT /

0081172032 POWER STEERING OIL

RESERV. OLEO DIR. HIDRAULICA 113

025457



7.100 / 8.140 / 8.140CO / 8.140CE / L.80 / 12.140T / 12.170BT / 12.180 / 14.150 / 14.170BT /

1.91 RETENTOR

RETAINER

2P0525275 RETAINER

RETENTOR FLANGE DIFERENCIAL

018433
2P0525275



5.140EOD / 8.150 MWM DELIVERY / 8.150 EOD / 5.140 MWM DELIVERY /

2R0109293 RETAINER

RETENTOR TAMPA DISTRIBUICAO

018445
2R0109293
4890832



17.250E / 23.250E / 24.250E / 8.150E / 13.170E / 15.170E / 15.190E / 9.150E / 15.180E / 13.180E /

2R0311113 RETAINER

RETENTOR FLANGE CAMBIO

018436
2R0311113
3344471



8.150E / 8.120 / 8.150 / 8.150EOD / 9.150E / 8.150 MWM DELIVERY / 5.140 EOD / 5.140 MWM

2R0311189 RETAINER

RETENTOR MORINGA CAMBIO ZF

018432
2R0311189
0734310253



9.150OD / 9.150EOD / 8.120OD / 8.150 EOD / 9.150E CUMMINS DELIVERY / 8.150 OD /

2R0407641 RETAINER KING PIN

RETENTOR MANGA EIXO

018874
2R0407641
104284



6.90 / 7.90S / 7.110S / 8.150E / 7.100 / 8.100 / 8.120 / 8.150 / 8.140 / 8.140CO / 8.140CE / 8.

2R0407641B SEAL RING

RETENTOR PINO MANGA EIXO

007879
2R0407641B



8.150E / 8.100 / 8.120 / 8.150 / 9.150OD / 8.150OD / 7.120 / 9.150EOD / 8.120OD / 9.150E / 8.

2R0501317 INNER REAR HUB

RETENTOR CUBO TRASEIRO

012445
2R0501317
07439BYF
06478BYF
T06501317C



8.100 / 8.140CO / 8.140CE / 8.140CKD / 8.150E / 9.150E / 5.140 MWM DELIVERY / 8.150 MWM

2RD525275 PINION RETAINER

RETENTOR PINHAO ALBARUS

004038
2RD525275
02853BAGEF



7.100 / 8.140 / 8.100 / 8.140CO / 8.140CE / 8.140 CO CHILE / 8.140 CE CHILE

2RH501317 REAR WHEEL RETAINER

RETENTOR CUBO RODA TRASEIRA

004021
2RH501317
T16501317
2S0501317



12.180 / 14.150 / 14.180 / 14.220 / 16.170 / 16.220 / 16.300 / 24.250 / 35.300 / 40.300 / 16.220 LEITO

2RR525413 ENTRANCE DIFFERENTIAL

RETENTOR EIXO ENTRADA DIFERENCIAL

005521
2RR525413
2S0198049B
2RR525413A
2S0198049
2RR598323



24.250 / 24.220 / 26.260 / 26.310 / 26.220 / 31.260 / 31.310 / 26.260E / 31.260E / 26.260

2RR525413B AXLE EXIT RETAINER - 1

RET. EIXO SAIDA - 1ª DIFERENCIAL

005566
2RR525413B
2S0198049C
2S0198049A
2RR598325
TAR525413
A11205Y2729



24.250 / 24.220 / 26.260 / 26.220 / 31.260 / 26.300 /

2S0103085A ENGINE FLYWHEEL

RETENTOR VOLANTE MOTOR CUMMINS

005604
2S0103085A
TE3103209
3934486
3909410
2T2103196B
2T2103196A



12.170BT / 14.170BT / 14.220 / 16.170 / 16.220 / 16.300 / 24.250 / 35.300 / 40.300 / 16.200 / 18.310

1.91 RETENTOR
RETAINER

2S0311113A RETAINER
RETENTOR FLANGE CAMBIO
018437
2S0311113A
3001916



12.140T / 12.180 / 14.150 / 14.180 / 12.140H / 13.170E / 15.170E / 15.190E / 15.180E / 13.180E /

2T0301227 RETAINER
RET. EIXO CONT. REMOTO CAMBIO ZF
018430
2T0301227
2122001318
0634300302



18.310 / 19.320E CONSTELLATION / 19.370 CONSTELLATION / 25.370E CONSTELLATION /

2T0301457 RETAINER
RETENTOR EIXO EMBREAGEM
018429
2T0301457
0634307367
212001319



18.310 / 19.320E CONSTELLATION / 19.370 CONSTELLATION / 25.370E CONSTELLATION /

2T0311189 RETAINER
RETENTOR MORINGA CAMBIO ZF
018440
2T0311189
0734310111



18.310 / 19.320E CONSTELLATION / 19.370 CONSTELLATION / 25.370E CONSTELLATION /

2T0311281 SEAL
RETENTOR GARFO CAMBIO ZF
012450
2T0311281
0750112034
215001600
212001600
2T0311189A




18.310 / 26.260 CONSTELLATION / 31.260 CONSTELLATION / 31.320E CONSTELLATION /

2T0311449 GEARBOX RETAINER
RETENTOR CAIXA CAMBIO
018439
2T0311449
1297301004



18.310 / 19.320E CONSTELLATION / 19.370 CONSTELLATION / 25.370E CONSTELLATION /

2T2311113 RETAINER
RETENTOR FLANGE CAMBIO ZF
018441
2T2311113
0734319551
212002722
2T0311113




18.310 / 19.320E CONSTELLATION / 19.370 CONSTELLATION / 25.370E CONSTELLATION /

2U0311189 RETAINER
RETENTOR MORINGA CAMBIO
018449
2U0311189
4304724



17.300 / 17.310 / 24.250 / 26.260 / 26.220 / 31.260 / 31.310 / 26.260E / 31.260E / 26.260

2U2141255 RETAINER
RETENTOR MORINGA CAMBIO
018447
2U2141255
2U2141255A



19.320E CONSTELLATION / 19.370 CONSTELLATION / 25.370E CONSTELLATION /

2U2311189 RETAINER
RETENTOR MORINGA CAMBIO ZF
018442
2U2311189
0768800253
0734310387



19.320E CONSTELLATION / 19.370 CONSTELLATION / 25.370E CONSTELLATION /

2UU311623 RETAINER
RETENTOR TRAS. CX. CAMBIO RT
017361
2UU311623
4302322
2U0311623



26.260 / 26.220 / 31.260 / 31.310 / 26.260 CONSTELLATION / 31.260 CONSTELLATION /

062103051 RETAINER
RETENTOR TRASEIRO VIRABREQUIM
018446
062103051
2P0103085



5.140 MWM DELIVERY / 8.150 MWM DELIVERY / 8.150 EOD / 5.140 EOD / 5.140 /

T06525275 DIF. PINION RETAINER
RETENTOR PINHAO DIFERENCIAL
005522
T06525275
02201BRGEP
2SF525275
T06525275A



/ 7.90S / 7.110S

T11407685 KING PIN RETAINER
RETENTOR PINO MANGA EIXO
019365
T11407685



12.140T / 12.170BT / 12.140H / 11.130 / 13.130 / 14.140 / 11.140 / 12.140 /

T12501317 REAR WHEEL RETAINER
RETENTOR CUBO RODA TRASEIRA
004034
T12501317
E5HT1175CA



/ 12.140H / 12.140T / 12.170BT / 12.180 / 13.190 / 13.150 / 13.170 / 13.180 / 13.170E / 13.180E /

T13311189 DRIVING SHAFT RETAINER
RETENTOR EIXO PILOTO
004029
T13311189
01963BAG



/ 6.80 / 6.90 / 7.90 / 7.110S / 11.130 / 11.140 / 12.140 / 13.130 / 14.210 / 7.90S

T13312017 SELECTOR AXLE
RETENTOR EIXO SELETOR
004042
T13312017




7.100 / 8.100 / 8.140 / 8.140CO / 8.140CE / L.80 / 12.140T / 12.170BT / 12.180 / 14.150 / 14.170BT

T16407641 FRONT WHEEL RETAINER
RETENTOR RODA DIANTEIRA
004032
T16407641
02484BGE



/ 14.150 / 14.200 / 14.220 / 16.170 / 16.220 / 26.220 / 24.250 / 35.300

T16407685 RETAINER KING PIN
RETENTOR ROLAMENTO MANGA EIXO
018450
T16407685
2S0407641A



14.200 / 14.150 / 14.220 / 16.170 / 16.220 / 16.300 / 14.170BT / 12.180 / 14.180 / 16.180CO / 16.

TAC109215 FRONT VIRABR. RETAINER
RETENTOR DIANT. VIRABR. MWMX10
006575
TAC109215
02871BRAGF
2S0109215



7.100 / 8.100 / 8.140 / 8.140CO / 8.140CE / L.80 / 12.140T / 12.180 / 14.150 / 14.180 / 16.180CO /

TE3311189A STEERING KNUCKLE AXLE
RETENTOR MORINGA
004102
TE3311189A
02960BAGE
2S0311189



/ 12.170BT / 12.180 / 14.150 / 14.170BT / 14.180 / 14.200 / 16.170 / 14.220 / 16.220 / 16.220 LEITO

TE3501317A REAR WHEEL RETAINER
RETENTOR CUBO RODA TRASEIRA
004036
TE3501317A



/ 11.130 / 11.140 / 12.140 / 13.130 / 14.140 / 14.210

TMJ512395 CENTRAL BUSHING
RETENTOR BUCHA CENTRAL
004843
TMJ512395



/ 24.250 / 24.220

1.92 ROLAMENTO ROLLER BEARING

2R0105276 FLYWHEEL BEARING

ROLAMENTO VOLANTE MOTOR

017859
2R0105276
62032RS



8.150E / 9.150E / 8.150 EOD / 9.150EOD / 8.150E PLUS / 9.150E CUMMINS DELIVERY /

2RD398043 BEARING GEAR SHAFT

ROLAMENTO EIXO INTERM. CAMBIO

017736
2RD398043
3344228
675246
672070
25877
25821



7.90S / 7.110S / 8.150E / 7.100 / 8.100 / 8.120 / 8.150 / 9.150OD / 8.140 / 8.140CO / 8.140CE / L.80 /

2Z0105313 STEERING WHEEL ENGINE

ROLAMENTO VOLANTE MOTOR

007264
2Z0105313
C5TS7600B3
F2HZ7600B
TJG105313



12.170BT / 12.180 / 14.150 / 14.170BT / 14.180 / 14.220 / 16.170 / 16.180CO / 16.210CO / 16.220 /

357607 BEARING CLUTCH VW

MANCAL EMBREAGEM VW

019033
357607
02991380
3371 S
1380 R



6.90 / 7.90S / 6.80 /

T06407393 BEARING KING PIN VW

ROLAMENTO MANGA EIXO VW

017682
T06407393
02989676
2RD407393A



6.90 / 7.90S / 7.110S / 7.90 / 6.80 /

T11407393 BEARING

ROLAMENTO MANGA EIXO

007162
T11407393
TEG407393B



11.130 / 13.130 / 14.140 / 11.140 / 12.140 /

T13141173 CLUTCH BEARING =

ROLAMENTO EMBREAGEM =S/CUBO=

006158
T13141173
537166
1005 R
HCS-08P04



7.100 / 8.100 / 8.140 / 12.140T / 12.140H / 7.110S / 11.130 / 13.130 / 14.140 / 11.140 / 12.140 / 8.150

T16407393 BEARING

ROLAMENTO MANGA EIXO

007161
T16407393
2S0407393A
2RP407393
TJG407393
T16407393A



14.150 / 14.170BT / 14.220 / 16.170 / 16.220 / 16.300 / 24.250 / 35.300 / 40.300 / 16.220 LEITO /

1.93 SELO SEALINGS

2RD103113C SEALING CYLINDER HEAD

SELO CABECOTE MOTOR MWM

005655
2RD103113C
922909760014
VA595
T12103113A



7.100 / 8.100 / 8.140 / 8.140CO / 8.140CE / L.80 / 12.140T / 12.180 / 14.150 / 14.180 / 16.180CO /

1.94 SENSOR SENSOR

0289195011 TEMPERATURE MONITOR

SENSOR TEMPERATURA

004779
0289195011



/ 6.90 / 11.130 / 13.130 / 11.140 / 7.90

2R0201146 FUEL PRESSURE SENSOR

SENSOR PRESSAO COMBUSTIVEL VW

028098
2R0201146
07W201146
2Z0201146
2T2919146



8.150E / 9.150E / 23.250E / 13.170E / 15.170E / 13.180E / 15.180E / 15.190E / 17.260EOT / 18.

2R2945511 OIL PRESSURE SENSOR

SENSOR PRESSAO AR CONSTELLATION

017934
2R2945511



26.260 CONSTELLATION / 31.260 CONSTELLATION / 31.320E CONSTELLATION /

2V5906261A NOX SENSOR VW/MAN TGX

SENSOR NOX VW/MAN TGX

028090
2V5906261A



2Z0900275 GEAR ROTATION SENSOR

SENSOR ROTACAO CAMBIO EATON

018074
2Z0900275



17.240OT / 18.310OT / 17.210OD /

2Z0971759 WATER SENSOR LEVEL

SENSOR NIVEL AGUA

019557
2Z0971759



17.260EOT / 18.320EOT / 19.320E CONSTELLATION / 19.370 CONSTELLATION /

51154080004 NOX SENSOR

SENSOR NOX VW/MAN TGX

028091
51154080004
81154080004
81154080000
51154080015
51154080009



5260246 FUEL PRESSURE SENSOR

SENSOR PRESSAO COMBUSTIVEL CUMMINS

028101



8.150E / 13.170E / 15.170E / 23.250E / 15.190E / 8.150EOD / 9.150EOD / 17.260EOT / 18.320EOT /

1.94 SENSOR

SENSOR

07W130758D FUEL PRESSURE SENSOR

SENSOR PRESSAO COMBUSTIVEL VW

028096
07W130758D
07W130758M



1.95 SERVO EMBREAGEM

CLUTCH SERVO

2R0721257 CLUTCH SERVO (NO)

SERVO EMBR. S/ IND. DESGASTE

022859
2R0721257
2Z0721257



17.260EOT / 18.320EOT / 15.180E OD MWM
EURO 3 / 15.190E OD MWM EURO 3 / 17.210E

2R2721257B CLUTCH SERVO 83MM

SERVO EMBR. MID 83MM =ROSCA M12X1.5=

022559
2R2721257B
2R2721257
2R2721257A



26.260 CONSTELLATION / 31.260
CONSTELLATION / 31.320E CONSTELLATION /

2V5721261B CLUTCH SERVO VW

SERVO EMBREAGEM VW

027319
2V5721261B



2Z0721261A CLUTCH SERVO LONG

SERVO EMBR. CANECA LONGA =WABCO=

022536
2Z0721261A
2W0721263A



15.180EOD / 15.190EOD / 17.210E OD / 16.
270CO / 17.240CO / 17.260CO /

0501008846 CLUTCH SERVO LONG

SERVO EMBR. CANECA LONGA =WABCO=

022870



15.180EOD / 15.190EOD / 17.210E OD / 16.
270CO / 17.240CO / 17.260CO

9700511000 CLUTCH SERVO LONG

SERVO EMBR. CANECA LONGA =WABCO=

017565



15.180EOD / 15.190EOD / 17.210E OD / 16.
270CO / 17.240CO / 17.260CO

970051280 A CLUTCH SERVO 110M

SERVO EMBR. 110MM TIPO WABCO

013189



16.180CO / 16.210CO / 17.210OD / 24.250 / 40.
300 / 15.180EOD / 15.190EOD / 24.220 / 18.310 /

9700511630 CLUTCH SERVO (NO)

SERVO EMBR. S/ IND. DESGASTE

014801



16.180CO / 16.210CO / 17.210OD / 24.250 / 40.
300 / 15.180EOD / 15.190EOD / 24.220 / 18.310 /

K036633 CLUTCH SERVO 83MM W/

SERVO MID 83MM =ROSCA M12X1.5=

018069



26.260 CONSTELLATION / 31.260
CONSTELLATION / 31.320E CONSTELLATION /

K045092 CLUTCH SERVO MID 83MM

SERVO MID 83MM =ROSCA M12X1.5=

024302



26.260 CONSTELLATION / 31.260
CONSTELLATION / 31.320E CONSTELLATION /

TAR721257 A CLUTCH SERVO 110M

SERVO EMBR. 110MM TIPO WABCO

013191
TAR721257 A
2W0721257 A



16.180CO / 16.210CO / 24.250 / 40.300 / 15.
180EOD / 15.190EOD / 24.220 / 18.310 / 26.260 /

1.96 SINCRONIZADOR

SYNCHRONIZING

2RK311243A SYNCHRONIZER

SINCRONIZADOR 1/2I. VEL.

007265
2RK311243A
3000794R
TF3311243
TAH311243



14.220 / 16.220 / 16.180CO / 16.210CO / 17.
210OD / 16.220 LEITO / 15.180EOD / 15.190EOD

1.97 SUPORTE BRACKET

20310 BRACKET APU DRYER

SUPORTE SECADOR APU (2T2607373B)

017778
20310
4329050522



19.320E CONSTELLATION / 19.370
CONSTELLATION / 25.370E CONSTELLATION /

20312 BRACKET APU DRYER

SUPORTE SECADOR APU 2T2607373N

017948
20312



24.250ECONSTELLATION / 17.250E
CONSTELLATION /

281857133 LOCK BRACKET

SUPORTE TRAVA PORTA LUVAS

005199
281857133



/ 14.200 / 12.140H / 14.150 / 14.220 / 16.170 / 16.
220 / 16.220 LEITO / 24.220 / 24.250 / 35.300 /

2RP253863 ENGINE BRAKE BRACKET

SUPORTE FREIO MOTOR

017718
2RP253863



7.100 / 8.100 / 8.140 / 8.140CO / 8.140CE / L.80 /
14.200 / 8.150E / 8.150 / 9.150E / 7.120 / 8.120 /

2S2253877 ENGINE BRAKE BRACKET

SUPORTE COMPTO FREIO MOTOR (COD.13935/

017726
2S2253877



26.220 / 26.260 CONSTELLATION / 31.260
CONSTELLATION / 31.320E CONSTELLATION /

2VR801171 RUNNING BOARD LH

SUPORTE ESTRIBO L.E.

011849
2VR801171



17.250E / 13.150 / 13.180 / 13.190 / 15.180 / 15.
170 / 17.210 / 17.220 / 17.300 / 17.310 / 18.310 /

T06411167 REAR/FRONT BUNDLE OF

SUPORTE JUMELO MOLA DIANT/TRAS.

004940
T06411167



/ 6.80 / 6.90 / 7.90S / 7.110S

TAV121617 MOUNT

SUP. TRAS. RESERVATORIO AGUA

014523
TAV121617



17.250E / 12.170BT / 12.180 / 13.170 / 13.180 /
13.190 / 14.150 / 15.180 / 14.170BT / 14.180 / 14.

TH7807132 FENDER BRACKET RIGHT

SUPORTE PARACHOQUE DIREITO

004547
TH7807132



/ 6.90 / 7.90S / 7.110S

TJG807131 FENDER BRACKET LEFT

SUPORTE PARACHOQUE ESQUERDO

004552
TJG807131



/ 14.150 / 14.200 / 14.220 / 16.170 / 16.220 / 24.
250 / 35.300 / 12.140H / 16.220 LEITO / 24.220 /

1.98 TAMPA COVER

2RG115671 OIL CUSHION NOZZLE

TPA BOCAL ENCHIMENTO OLEO

006074
2RG115671



/ 7.100 / 8.100 / 8.120 / 8.150 / 9.150OD / 8.140 /
L.80 / 12.140T / 12.170BT / 12.180 / 13.150 / 13.

2S0407375A UPPER AXLE HOSE CAP

TAMPA VEDACAO SUP. ROSCADA MANGA

027833
2S0407375A



2S0407375B LOWER AXLE HOSE CAP

TAMPA VEDACAO INF. ROSCADA MANGA EIXO

027834
2S0407375B



2T0201551 COVER FUEL TANK W/ KEY

TAMPA COMBUSTIVEL COM CHAVE

017850
2T0201551



18.310 / 17.250E / 17.310 / 23.250E / 17.260EOT
/ 18.320EOT / 24.250E / 23.310 / 8.150E / 9.150E

2TA201551 FUEL TANK COVER WITH

TAMPA TANQUE C/CHAVE

005615
2TA201551
3894707105
3864707005



7.100 / 8.100 / 8.140 / 8.140CO / 8.140CE / L.80 /
12.140T / 12.170BT / 12.180 / 14.150 / 14.170BT

2Z0201551 FUEL TANK COVER WITH

TAMPA TANQUE C/CHAVE ROSCA INTERNA

005659
2Z0201551



7.100 / 17.210OD / 15.180EOD / 15.190EOD / 18.
310 / 26.260 / 26.310 / 26.220 / 31.260 / 31.310 /

T11407675 CAP

TAMPAO PINO MANGA EIXO

010343
T11407675



12.140T / 12.170BT / 12.140H / 13.170E / 13.
180E / 13.190 / 13.170 / 13.150 / 13.180 /

T2D145407 RESERVOIR COVER

TAMPA RESERV. HIDR.

016262
T2D145407
85HU3B725A



7.100 / 8.100 / 8.140 / 8.140CO / 8.140CE / L.80 /
12.140T / 12.170BT / 12.180 / 14.150 / 14.170BT

1.98 TAMPA

COVER

TAE109285 COVER INSPECTION

TAMPA INSPECAO
006348
TAE109285
961007860034
2S0109285



7.100 / 8.100 / 8.140 / 8.140CO / 8.140CE / L.80 / 12.140T / 12.180 / 14.150 / 14.180 / 16.180CO /

TJG407697C AXLE PIN COVER

TAMPA PINO MANGA EIXO
013566
TJG407697C



16.180CO / 16.210CO / 17.210OD / 15.180EOD / 15.190EOD / 17.210E OD / 17.210 / 17.300 / 17.

1.99 TERMINAL

TERMINALS

T16415712B CABLE SHOE RIGHT M30 X

TERMINAL ROSCA DIR. M30 X 1,5
003806
T16415712B



14.150 / 12.140 / 14.200 /

TJG711397XD TERMINAL 45MM INTERN

TERMINAL 45MM ROSCA INT. M12 X 1,75 DIR.
003837
TJG711397XD
87HU7B082



12.170BT / 14.170BT / 16.170 / 16.180CO / 16.220 / 35.300 / 16.220 LEITO / 16.200 / 17.250E /

TJG711397XE TERMINAL 45MM INTERN

TERMINAL 45MM ROSCA INT. M12 X 1,75 ESQ.
003838
TJG711397XE



12.170BT / 14.150 / 14.170BT / 14.220 / 16.170 / 16.180CO / 16.220 / 35.300 / 16.220 LEITO / 16.

1.100 TIRANTE

PISTON RODS

2T0505469 CROSS SUPPORT

TIRANTE SUSP. PNEUMATICA
011664
2T0505469



18.310 /

TJG711397A GEAR BOX ROD

TIRANTE TERMINAIS CAMBIO =COMPLETO=
003818
TJG711397A
2T0711491
TJG711397



/ 12.170BT / 13.170 / 13.190 / 14.170BT / 16.170 / 16.220 / 17.220 / 16.220 LEITO / 16.200 / 16.

1.101 TRAVA

LOCKS

01925818 REAR HUB NUT LOCK

TRAVA ARANHA PORCA CUBO TRAS.
005374
01925818
T12501473A
T12501473
T11501473



11.130 / 13.130 / 14.140 / 11.140 / 12.140 /

85618516003 CABIN LOCK W/O SENSOR

TRAVA CABINE S/ SENSOR MAN TGX/
027704
85618516003



T72601157 REAR WHEEL HUB LOCK

TRAVA ARANHA CUBO RODA TRASEIRA
005380
T72601157



7.100 / 8.100 / 8.140 / 8.140CO / 8.140CE / L.80 / 8.140CKD / 6.90 / 7.90S / 7.110S / 7.110 / 8.150E

TJG501473 REAR WHEEL HUB LOCK

TRAVA ARANHA CUBO RODA TRASEIRA
005379
TJG501473
TE3501473
T16501473



12.140T / 12.170BT / 12.180 / 14.150 / 14.170BT / 14.180 / 14.220 / 16.170 / 16.180CO / 16.220 /

TJG899371E CABINE LOCK


TRANCA CABINA
005344
TJG899371E
TJG899371
2P0899371



7.100 / 8.100 / 8.140 / L.80 / 12.140T / 12.170BT / 12.180 / 14.150 / 14.170BT / 14.180 / 14.220 / 16.

1.102 TUBO TUBE

2R0607312B AIR PIPE
TUBO DESCARGA AR
014063
2R0607312B




8.120OD / 8.150 OD / 9.150OD /

2R0607312H CONNECTING PIPE
TUBO CONEXAO COMPRESOR
017785
2R0607312H




8.150 EOD / 9.150EOD /

2RD607312A TUBE FROM COMPRESOR
TUBO ESPIRAL COMPR. AO RESERV.
003970
2RD607312A




/ 7.100 / 8.140 / 8.100 / 8.140CO / 8.140CE / 8.140CKD

2RG121513B WATER TUBE
TUBO INFERIOR RADIADOR AGUA
014061
2RG121513B



12.140H / 14.200 / 14.150 / 12.180 / 14.180 / 13.180 / 15.180 / 17.210 MWM EURO 2 / 23.210 MWM

2TC607312 COMPRESSOR BLOCK
TUBO ENTR. AGUA COMPR. CUM.
005051
2TC607312
3355519



/ 14.220 / 16.220 / 16.300 / 24.250 / 35.300 / 40.300 / 16.220 LEITO / 40.300 LEITO / 24.220 / 35.

2TC607312A COMPRESSOR WATER PIPE
TUBO ENTR. AGUA COMPR. 6CT NOVO
003975
2TC607312A



14.220 / 16.220 / 16.300 / 24.250 / 35.300 / 40.300 / 16.220 LEITO / 24.220 / 35.300 LEITO / 40.300

2TD117239 INTERCOOLER
TUBO CONEXAO INTERCOOLER
014198
2TD117239



12.170BT / 13.170 / 13.190 / 14.170BT / 15.170 / 16.170 / 16.200 / 17.210 CUMMINS EURO 2 / 23.

2W0145741A COMPRESSOR TUBE
TUBO COMPRESOR D9T/D7T
017784
2W0145741A
941209180034




15.180EOD / 15.190EOD /

T06253101K EXHAUST PIPE
TUBO SAIDA MOTOR MWM
014184
T06253101K




6.90 / 7.90 / 7.90S /

T06611705A BRAKE LINE FRONT TUBE
TUBO FREIO DIANTEIRO L.E.
014107
T06611705A



6.90 / 7.90 / 7.90S / 7.110S /

T07253101H TUBE FRONT
TUBO SAIDA MOTOR
014187
T07253101H



7.110S /

TAC127525A FUEL FILTER TUBE
TUBO FILTRO COMB. A B'BOMBA
014105
TAC127525A
922909061805



12.140H /

TAE121855 WATER ENTRANCE
JUNCAO ENTRADA D'AGUA
005722
TAE121855
961004730014



12.180 / 14.150 / 14.180 / 16.180CO / 14.200 / 16.180 /

TAP145179 HYDR. STEERING OIL
TUBO RETORNO OLEO DIRECAO HIDR.
003979
TAP145179
2TA145179



/ 7.100 / 8.100 / 8.140 / 8.140CO / 8.140CE / 8.140 ARGEN. / 8.140 CHILE / L.80 / 8.140CKD

TD1253683A EXHAUST MANIFOLD TUBE
TUBO ESCAPE =LONGO=
014191
TD1253683A



11.130 / 13.130 / 14.140 / 11.140 / 12.140 /

TGG145177 PRESSURE PIPE
TUBO PRESSAO B'B HIDRAULICA
014098
TGG145177



14.200 / 14.150 / 12.180 / 14.180 / 14.220 / 12.170BT / 14.170BT /

TGG253101A TUBE FRONT
TUBO SAIDA MOTOR
014176
TGG253101A



14.150 /

TJG199379B TUBE ENGINE MOUNT
TUBO ESPACADOR COXIM MOTOR DIANT.
017524
TJG199379B



14.200 / 12.140H / 14.150 / 12.180 / 14.180 / 14.220 / 16.170 / 16.220 / 16.220 LEITO / 24.250 /

TJG253101A EXHAUST TUBE
TUBO DIANT. ESCAP. 12170/16170 =ANO 91 A
017088
TJG253101A



16.170 /

TNR411075 TUBE
TUBO ESPACADOR BARRA ESTAB. DIANT.
017523
TNR411075



12.140H / 14.150 / 14.220 / 16.170 / 16.220 / 16.220 LEITO / 24.220 / 24.250 / 35.300 / 35.300

1.103 TUBO INJETOR

INJECTOR TUBE

2RD130304 PIPE 4TH CYLINDER

4§ TUBO INJETOR CILINDRO
003913
2RD130304
941009060045



/ 7.100 / 8.140 / 8.140CO / 8.140CE

03873091 PIPE 4TH CYLINDER

4§ TUBO INJETOR CILINDRO
003918
03873091
632509060415
2R0130241A



/ 6.90 / 7.90S / 11.130 / 13.130 / 7.90

03873092 PIPE 5TH CYLINDER

5§ TUBO INJETOR CILINDRO
003917
03873092
632509060405
2R0130241B



/ 6.90 / 7.90S / 11.130 / 13.130 / 7.90

T12130303 PIPE 3RD CYLINDER

3§ TUBO INJETOR CILINDRO
003900
T12130303
922909061045



/ 11.140 / 12.140 / 14.140

TAE130303 PIPE 3RD CYLINDER

3§ TUBO INJETOR CILINDRO
003906
TAE130303
961009060035



/ 12.180 / 17.210 / 14.200 / 14.150 / 14.180 / 16.180CO / 16.210CO / 13.180 / 15.180 / 23.210 / 17.

TJG130301 CYLINDER 1ST INJ. PIPE

1§ TUBO INJETOR CILINDRO
003936
TJG130301
3354562



/ 14.220 / 16.170 / 16.220

TJG130303 3RD CYLINDER INJECTOR

3§ TUBO INJETOR CILINDRO
003938
TJG130303



/ 14.220 / 16.170 / 16.220

TJG130306 6TH CYLINDER INJECTOR

6§ TUBO INJETOR CILINDRO
003941
TJG130306



/ 14.220 / 16.170 / 16.220

TRA130301 CYLINDER 1ST INJ. PIPE

1§ TUBO INJETOR CILINDRO
003930
TRA130301
3354915



/ 12.180 / 14.150 / 14.180 / 14.200 / 16.170

TRA130302 2ND CYLINDER INJECTOR

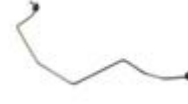
2§ TUBO INJETOR CILINDRO
003931
TRA130302



/ 16.170

TRA130304 4TH CYLINDER INJECTOR

4§ TUBO INJETOR CILINDRO
003933
TRA130304



/ 16.170

TRA130305 5TH CYLINDER INJECTOR

5§ TUBO INJETOR CILINDRO
003934
TRA130305



/ 16.170

TRA130306 6TH CYLINDER INJECTOR

6§ TUBO INJETOR CILINDRO
003935
TRA130306



/ 16.170

TRG130302 2ND CYLINDER INJECTOR

2§ TUBO INJETOR CILINDRO
003943
TRG130302



/ 16.300 / 24.250 / 35.300 / 40.300

1.104 VALVULA

VALVE

2RD109601 ADMISSION VALVE MWM

VALVULA ADMISSAO MWM X10
012732
2RD109601
961084600034



7.100 / 8.100 / 8.120 / 8.150 / 9.150OD / 8.140 / 8.140CO / 8.140CE / L.80 / 12.140T / 12.180 / 14.

2RD109611 EXHAUST VALVE MWM X10

VALVULA ESCAPE MWM X10
012733
2RD109611



7.100 / 8.100 / 8.120 / 8.150 / 9.150OD / 8.140 / 8.140CO / 8.140CE / L.80 / 12.140T / 12.180 / 14.

2T0130764 SOLENOID VALVE =12V=

VALVULA SOLENOIDE PARADA MOTOR=12V=
010567
2T0130764



24.250 / 40.300 / 26.220 / 17.220 / 23.220 /

2T020114A SOLENOID VALVE =24V=

VALVULA SOLENOIDE PARADA MOTOR=24V=
010569
2T020114A
4946641
2T0130764A
2T020114



18.310 / 18.310OT /

1.104 VALVULA VALVE

2TB130805 SOLENOID VALVE =24V=

VALVULA SOLENOIDE PARADA MOTOR=24V=
010570
2TB130805
961000780034



17.240OT / 18.310OT / 17.210OD /

2U0130764 SOLENOID VALVE =12V=

VALVULA SOLENOIDE PARADA MOTOR=12V=
010568
2U0130764
4946639
3935649
2U0130764A
2U0130764B



16.300 CHILE / 40.300 CHILE / 24.250 CHILE /
35.300 CHILE / 35.300 LEITO CHILE / 40.300

T06129611 DRY AIR CLEANER VALVE

VALVULA BORRACHA DESCARGA POEIRA
005663
T06129611



/ 6.90 / 7.90S / 8.140CO / 8.140CE / 8.140CKD

TJG130805 SOLENOID VALVE =12V=

VALVULA SOLENOIDE PARADA MOTOR=12V=
010573
TJG130805



14.220 / 16.170 / 16.220 / 24.250 / 35.300 / 16.220
LEITO / 35.300H /

TRA130805 SOLENOID VALVE =12V=

VALVULA SOLENOIDE PARADA MOTOR=12V=
010571
TRA130805



14.220 / 16.170 / 16.300 / 35.300 / 40.300 / 16.220
LEITO / 40.300 LEITO / 35.300H / 16.220 CHILE /

1.105 VALVULA DIVERSAS DIVERSE VALVE

TRG201035 FUEL TANK BREATHING

VALVULA RESPIRO TANQUE COMB.
005171
TRG201035
2R0201136



7.100 / 8.100 / 8.140 / 8.140CO / 8.140CE / L.80 /
14.150 / 14.220 / 16.170 / 16.180CO / 16.210CO /

1.106 VARETA ROD

2TA115611 DIPSTICK L80

VARETA NIVEL OLEO MOTOR L80
012219
2TA115611



L.80 /

2TA422397 HYDR. STEERING OIL

VARETA NIVEL OLEO DIR. HIDR.
005937
2TA422397
T2D422397



12.140T / 12.170BT / 12.180 / 14.150 / 14.170BT
/ 14.180 / 14.220 / 16.170 / 16.180CO / 16.210CO /

1.107 VEDADOR SEALINGS

2TA608705A HAND BRAKE VALVE

VEDADOR VALVULA MANETIM
017801
2TA608705A



7.100 / 15.180EOD / 15.190EOD / 18.310 / 26.
260E / 31.260E / 26.260 CONSTELLATION / 31.

03873015 ENGINE OIL PUMP SEALING

ANEL VEDACAO BOMBA OLEO MOTOR MWM
005501
03873015
604931060204
2S0103196



/ 6.90 / 7.90S / 11.130 / 14.150 / 14.200 / 17.210 /
16.210CO / 12.140H

T12130803 INJECT. PUMP SEALING

ANEL VED. B'BA INJ. EM LINHA MWM
005500
T12130803
604931040753



/ 7.110S / 12.180 / 13.180 / 14.150 / 15.180 / 14.
180 / 14.200 / 16.180CO / 17.210 / 16.210CO / 17.

TE3103487 VALVE COVER SEAL

ANEL VEDACAO TAMPA VALV. CUMMINS 8.3
012461
TE3103487



14.220 / 16.170 / 16.220 / 17.220 / 16.300 / 17.300
/ 17.310 / 18.310 / 24.250 / 26.260 / 26.300 / 26.

1.107 VEDADOR**SEALINGS****TRA121121 THERM. VALVE SEALING**

ANEL VED. VALV. TERMOSTATICA

005508
TRA121121
3923331
TRA121119
BF8T6255A/ 12.170BT / 13.170 / 13.190 / 14.170BT / 15.170
/ 16.170 / 16.200 / 17.210 / 17.210 CUMMINS

2.01 ABRACADEIRA

CLAMP

0019972590 CLAMP 51 X 64 - 2" X 2 1/2"

ABRAC. 51 X 64 - 2" X 2 1/2"
006586
0019972590



3449977790 CLAMP 38 X 51 - 1 1/2" X 2"

ABRAC. 38 X 51 - 1 1/2" X 2"
006584
3449977790



3449977890 CLAMP 57 X 76 - 2 1/2" X 3"

ABRAC. 57 X 76 - 2 1/2" X 3"
006587
3449977890



3449979790 CLAMP 70 X 89 - 3" X 3 1/2"

ABRAC. 70 X 89 - 3" X 3 1/2"
006588
3449979790



3449979890 CLAMP 89 X 108 - 3 1/2" X 4"

ABRAC. 89 X 108 - 3 1/2" X 4 1/4"
006589
3449979890



3450700262 BRACKET FOR 3 INJECTION

ABRAC. 3 CANALETAS TUBO INJETOR
021425
3450700262
3450700286
3450700267
3450700266



OM355 I / OM355 II / OM355 III / OM355 /

3509970090 STEEL CLAMP 9 X 13 MM

ABRACADEIRA ACO 9 X 13 MM
011041
3509970090



4960780186 CLAMP =COMPLETE=

ABRAC. P/ 6 TUBOS INJ. =COMPLETA=
011040
4960780186



4960780386 CLAMP =COMPLETE=

ABRAC. P/ 4 TUBOS =COMPLETA=
014343
4960780386
3760700366
3450700366



2.02 ACOPLAMENTO VISCOSO

VISCOUS COUPLING

5412001822 FAN CLUTCH

ACOPL. VISCOSO VENTILADOR ACTROS
028273
5412001822
5412001622
5412001522
5412001322
5412001122
5412000922



ACTROS /

2.03 ANEIS DIVERSOS

RING

0209974947 SEAL RING B1OF 70X79X5,3

ANEL VEDACAO B1OF - 70 X 79 X 5,3
025690
0209974947



9793320060

ANEL PROTECAO MANGA EIXO MBB
025742
9793320060



9793320080 KING PIN LOWER SEAL

ANEL VEDACAO INFERIOR MANGA EIXO MBB
025741
9793320080



9793320180 KING PIN UPPER SEAL RING

ANEL VEDACAO SUPERIOR MANGA EIXO MBB
025740
9793320180



2.04 ARRUELA

WASHER

7603014104 WASHER KIT MBB

KIT ARRUELA MBB
026683
7603014104



9423322062 KING PIN PRESSURE

ARRUELA PRESSAO MANGA EIXO MBB 50MM
025640
9423322062



9793320162 KING PIN PRESSURE

ARRUELA PRESSAO MANGA EIXO MBB
025738
9793320162



A0003530162 SATELITE SUPPORT

ARRUELA ENC. SATEL. 14 A 16 TON. 2
020368
A0003530162



L1618 / L1620 / L1621 /

2.05 BATENTE

STOPPER

8961300504 PEDAL VALVE CUSHION

BATENTE BORRACHA VALVULA PEDAL
014398



L1113 / L1114 / L1214 / L1218 / L1313 / L1314 /
L1316 / L1317 / L1318 / L1414 / L1418 / L1418 E /

2.06 BICO REFRIGERACAO

NOZZLE COOLING

4071800684 PISTON NOZZLE COOLING

BICO REFRIG. PISTAO MOTOR MBB OM447
007673
4071800684



OM429 LA MBTC USA / OM449A / OM449LA B2 /
OM449 LA /

9061800243 PISTON NOZZLE COOLING

BICO REFRIG. PISTAO MOTOR MBB
019880
9061800243



2.07 BOIA COMBUSTIVEL

FUEL FLOAT

A0135427617 FUEL LEVEL SENSOR

BOIA SENSOR TANQUE COMB. ACTROS/
027396
A0135427617
0135427617
0135427117
0135420218
0125427917
0125427817



A0155424317 FUEL LEVEL SENSOR

BOIA SENSOR TANQUE COMB. ACTROS/
027397
A0155424317
0155424317
0095423018
A0095423018



A0155424617 FUEL LEVEL SENSOR

BOIA SENSOR TANQUE COMB. ACTROS/
027395
A0155424617
0155424617
0095423218
A0095423218



2.08 BOMBA D'AGUA WATER PUMP

314200601 WATER PUMP MERCEDES

B'B D'AGUA MERCEDES OM 314 4CIL
007823
314200601
3142002901
314200604
UB0608



L708 / 608 / L608 / L608D / L608E / L708D / L708E / 608 D / 708 / 708 D/E /

3452000201 WATER PUMP ASSY OM-355

B'B D'AGUA MERCEDES OM 355 5/6CIL
022402
3452000201



OH1419 / OH1517 / O355 / O364 / 2219 / 1924 / 1929 / 1519 /

3452000801 WATER PUMP ASSY OM-355

B'B D'AGUA MERCEDES OM 355 5/6CIL
022401
3452000801



1932 / 1933 / 1934 /

3452007101 WATER PUMP ASSY OM-355

B'B D'AGUA MERCEDES OM 355 5/6CIL
007828
3452007101
20033



OH1419 / O364 / 1517 / 2219 / 1519 /

3522003801 WATER PUMP (UB-313)

B'B D'AGUA MBB C/TAMPA OM 352 6CIL
007825
3522003801
3522009401



OM352 /

3522003801 A WATER PUMP (UB-313)

B'B D'AGUA MERCEDES OM 352 6CIL
022399
3522003801 A
3522009401 A
UB0314



OH1313 / OH1314 / OH1316 / O362 / 1514 / LPO1113 / 2216 / 1516 / 1513 / 1313 / 1314 / 1316

3522005401 WATER PUMP MERCEDES

B'B D'AGUA MERCEDES OM 352 6CIL
007829
3522005401
3522009601



OF1113 / OF1313 / OH1313 / OH1316 / O362 / O364 / 1113 /

3522005401 A WATER PUMP MERCEDES

B'B D'AGUA MERCEDES OM 352 6CIL
022404
3522005401 A
3522009601 A
UB0362



OF1113 / OF1313 / OH1313 / OH1316 / O362 / O364 / 1113 /

3532000301 WATER PUMP MERCEDES

B'B D'AGUA MERCEDES OM 352 6CIL
007826
3532000301
3532003701



OH1313 / OH1314 / OH1316 / O362 / 1514 / LPO1113 / 2216 / 1516 / 1513 / 1313 / 1314 / 1316

3532000301 A WATER PUMP MERCEDES

B'B D'AGUA MERCEDES OM 352/A 6CIL
022400
3532000301 A
3532003701 A
UB0316



OH1313 / OH1314 / OH1316 / O362 / 1514 / LPO1113 / 2216 / 1516 / 1513 / 1313 / 1314 / 1316

3532001101 WATER PUMP MERCEDES

B'B D'AGUA MERCEDES OM 352/A 6CIL
022405
3532001101



OF1113 / OF1313 / OH1313 / OH1316 / O362 / O364 / 1113 /

3532001101 A WATER PUMP MERCEDES

B'B D'AGUA MERCEDES OM 352/A 6CIL
022406
3532001101 A
UB0364



OF1113 / OF1313 / OH1313 / OH1316 / O362 / O364 / 1113 /

3552001101 WATER PUMP ASSY OM-355

B'B D'AGUA MERCEDES OM 355 5/6CIL
022403
3552001101
3522001501



OM355 / OM355 AFRICA /

3642000101 WATER PUMP MB 364/A/LA

B'B D'AGUA MERCEDES OM 364/A/LA 4CIL
007831
3642000101
3642002001
UB0610



OF809 / OF812 / LO809 / 1214 / 712C / 914C / LO812 / LO814 / 809 / 709 / 712E / 712 / O-500

3662000701 WATER PUMP OM-366. LA

B'B D'AGUA MERCEDES OM 366 E 366A 6CIL
022407
3662000701
3662005901



OF1313 / OF1318 / 1214 / 1218 / 1414 / 1418 / 1714 / 1718 / 1721 / OF1317 / 1318 / 2314 /

3662000701 A WATER PUMP OM-366. LA

B'B D'AGUA MERCEDES OM 366A 6 CIL
022408
3662000701 A
3662005901 A
UB0366



OF1313 / OF1318 / 1214 / 1218 / 1414 / 1418 / 1714 / 1718 / 1721 / OF1317 / 1318 / 2314 /

3662005601 A WATER PUMP OM-366. LA

B'B D'AGUA MERCEDES OM 366 6 CIL
022410
3662005601 A
3762000701 A
3762000601 A
3762000501 A
3762000001 A



L1620 / LK1620 / OF1318 / OF1620 / OF1721 / OH1420 /

3662006801 WATER PUMP OM-366. LA

B'B D'AGUA MERCEDES OM 366LA 6CIL
007834
3662006801
3762000901



L1218 / L1418 / L1620 / O371 UL / 1418 / 1418K / 1718K / OF1620 / 1720 / LK1620 / 1723 / 1720K /

3662006801 A WATER PUMP OM-366. LA

B'B D'AGUA MERCEDES OM 366LA -INTERC.
022409
3662006801 A
3762000901 A
UB0368



L1218 / L1418 / L1620 / O371 UL / 1418 / 1418K / 1718K / OF1620 / 1720 / LK1620 / 1723 / 1720K /

3762000501 WATER PUMP L-1620 OM-

B'B D'AGUA MERCEDES OM 366LA ECOLOGIC
007833
3762000501
3762000701
3762000601
3762000001
3662005601



L1620 / OF1318 / OF1721 / OH1420 / OF1620 / LK1620 /

4572000101 WATER PUMP OM-447/449

B'B D'AGUA MERCEDES OM 447/A/LA
022411
4572000101
4572007001
4572004701



L1625 / L1938 / L2325 / L2638 / LK2325 / LK2635 / LS1625 / LS1630 / LS1632 / LS1633 / LS1634 /

4572000201 WATER PUMP OM-447/449

B'B D'AGUA MERCEDES OM 447/A/LA
022412
4572000201



L1938 / L2638 / LK2638 / LS1938 / LS2638 / O400 UPA / O500 RS 1636 / O500 RSD 2036 / O500

4602000001 WATER PUMP OM-447/449

B'B D'AGUA MERCEDES OM 457LA/OM 460
022413
4602000001



1938S / 1944S /

4752000201 WATER PUMP OM-447/449

B'B D'AGUA MERCEDES OM 447/A/LA
007832
4752000201
4752000101
4752000001



L1625 / L1938 / L2325 / L2638 / LK2325 / LK2635 / LK2638 / LS1625 / LS1630 / LS1632 /

2.09 BOMBA D'AGUA

WATER PUMP

9042002501 WATER PUMP O904/O906

B'B D'AGUA O904/O906

007974
9042002501
9042003201
9042002201
9042000701
9042000201



L1218 / L1418 / 712C / 914C / 1318 / L1622 /
OF1418 / OF1722 / ATEGO1418 / ATEGO1718 /

9062005701 WATER PUMP OM 926LA - 6

B'B D'AGUA MERCEDES OM 926LA - 6CIL

022414
9062005701
9062004801
9062004201



OF1115 / OF1721 / OF1722 / OF1730 / O500 R /
O500 U / OH1418 / OH1518 / OH1621 / AXOR2825

2.10 BOMBA DE OLEO

OIL PUMP

4571800801 OIL PUMP AXOR/ACTROS

BOMBA OLEO AXOR/ACTROS

027443
4571800801
4571801601
A4571801601
A4571800801



AXOR2035 / AXOR2040 / AXOR2540 / AXOR2544
/ AXOR2640 / AXOR2644 / AXOR3340 /

0005336801 CABIN HYDRAULIC PUMP

B'B HIDR. BASCUL. CABINE

028150
0005332301
A0005532301
A0005532701
A0005533701
A0005533901
A0005534001



2.11 BOMBA ESGUICHO

WINDSHIELD WIPER PUMP

3508697021 WINDSHIELD WASHER

BOMBA ESGUICHO PARABRISA

014236
3508697021



0008603247 WINDSHIELD WASHER

ESGUICHO AGUA PARABRISA L.E. AXOR/

027596
0008603247
9738600047
A9738600047
A0008603247



0008603347 WINDSHIELD WASHER

ESGUICHO AGUA PARABRISA L.D. AXOR/

027595
0008603347
9738600147
A9738600147
A0008603347



2.12 BOMBA MANUAL

HAND PUMP

0000900050 MANUAL PUMP

BOMBA MANUAL

025148
0000900050



2.13 BUCHAS DIVERSAS

BUSHING ALL TYPE

3522680335 GEAR LEVER TOWN

BUCHA TORRE ALVAV. CAMBIO
015070
3522680335



OF1724 /

A0002671250 FORK BUSHING

BUCHA GARFO SELETOR TRAMBUL. ACCELO
020499
A0002671250



ACCELO1016 / ACCELO815 / ACCELO915C /
L1621 / L2418 /

2.14 CALCO

SHIM

4420110259 CYLINDER LINER SHIM 0,

CALCO CAMISA 0,30 MM
026952
4420110259



4420110259 A CYLINDER LINER SHIM 0,10

CALCO CAMISA 0,10 MM - OM447
027340
4420110259 A



4420110259 B CYLINDER LINER SHIM 0,15

CALCO CAMISA 0,15 MM - OM447
027341
4420110259 B



4420110259 C CYLINDER LINER SHIM 0,

CALCO CAMISA 0,20 MM - OM447
027342
4420110259 C



4420110259 D CYLINDER LINER SHIM 0,

CALCO CAMISA 0,25 MM - OM447
027343
4420110259 D



4420110259 E CYLINDER LINER SHIM 0,

CALCO CAMISA 0,40 MM - OM447
027344
4420110259 E



4420110259 F CYLINDER LINER SHIM 0,

CALCO CAMISA 0,50 MM - OM447
027345
4420110259 F



2.15 CASTANHA

CLAMP

3894020068 TRAILER REAR BRAKET

CASTANHA TRAS. 110/1/2/3 E CARRETAS
025088
3894020068



2.16 CILINDRO

CYLINDER

0012608463 GEARBOX ACTUATOR

CIL. ATUADOR CX.CAMBIO
027952
0012608463
0022609563
A0022609563
A0012608463



ACTROS / AXOR /

0012955906 CLUTCH MASTER

CIL. MESTRE EMBREAGEM L1929/35/38/41/
012523
0012955906



L1938 / L709 / L912 / L812 / L1935 / L1941 /
L1929 / LK1929 /

0001313402 COMPRESSOR CYLINDER

CIL. COMPR. LK15 (VW) (MF0641)
023452
0001313402



L1218 / L1414 / L1418 / L1418 E / L1614 / L1618 /
L1620 / L2314 / L2318 / LK1214 / LK1418 /

0014321005 CLUTCH CYLINDER MBB (NO

CARCACA CIL.LONGO SERVO EMBR.MBB S/
022954
0014321005



LS1935 / LS1941 / O371 RS / O371 RSD / O371
RSE / O371 RSL / O400 / O400 RS / O400 RSD /

2.16 CILINDRO
CYLINDER

0022950206 CLUTCH MASTER
CIL. MESTRE EMBREAGEM =AXOR ROSCA
017551
0022950206



AXOR1835 LS / AXOR1840 LS / AXOR1843 LS /
AXOR2335 LS / AXOR2540 LS / AXOR2543 LS /

0022950806 CLUTCH MASTER
CIL. MESTRE EMBREAGEM ATEGO =MBB=
017903
0022950806




ATEGO1418 / ATEGO1718 / ATEGO1725 /
ATEGO2425 / ATEGO1728 / ATEGO2428 /

0022951607 CLUTCH CYLINDER ACCELO
CIL. ACION.EMBR.ACCELO 712/715
024356
0022951607



ACCELO715C / 712 /

0022952507 CLUTCH CYLINDER MB
CIL. EMBREAGEM ACCELO
025928
0022952507
A0022952507



ACCELO915C / ACCELO815 / ACCELO1016 /

0022959106 CLUTCH MASTER
CIL. MESTRE EMBREAGEM =MBB= AXOR
017902
0022959106
0012959106



ACCELO 1016 / ACCELO 1315 / ATEGO1315 /
ATEGO1418 / ATEGO1518 / ATEGO1419 / AXOR

2B510014 COMPRESSOR LINER LK15
CIL. COMPR. LK15 (VW) (MF0641)
011538



L1218 / L1414 / L1418 / L1418 E / L1618 / L1620 /
L2314 / L2318 / LK1214 / LK1418 / LK1618 /

0032508515 RELEASE BEARING MBB
CILINDRO ATUADOR MBB
028143
0032508515
A0032508515



ATEGO / ACTROS / AROCS /

0032509715 CLUTCH RELEASE
CILINDRO ATUADOR ELETR. MBB
028138
0032509715
510036410
0032508615
0032507015
0032503515
0032502115




ACTROS EVOLUTION /

3452957006 CLUTCH MASTER
CIL. MESTRE EMBREAGEM 370/371/OF1318
012517
3452957006
RCCE00238



OF1318 / O370 / O371 /

3842957006 CLUTCH MASTER
CIL. MESTRE EMBREAGEM 371/OH1419/1420
012516
3842957006



L1214 / L1418 / L1618 / L1620 / LK1618 / O371 /
OH1419 / OH1420 /

3862957007 CLUTCH MASTER
CIL. MESTRE EMBREAGEM L/LK/LS1621
012524
3862957007



L1618 / L1620 / L1621 /

3882957006 CLUTCH MASTER
CIL. MESTRE EMBREAGEM L/LS/LK1929/35/41
012525
3882957006



LK1935 / LK1941 / LS1929 / LS1935 / LS1941 /
L1935 / L1941 / L1929 / LK1929 /

4213051210 BRAKE BOOSTER
CIL. AMPLIFICADOR FREIO =MBB ANTIGO 1113/
016612



L1113 / L1313 / L1316 / L1318 / L1513 / L1514 /
L1516 / L1517 / L1519 / L2013 / L2216 / L2219 /

4213500830 GEARBOX CHANGING
CIL. COMANDO ALOJAMENTO CX. CAMBIO
027310



ACTROS / AXOR

4213520820 GEARBOX ACTUATOR
CIL. ATUADOR CX.CAMBIO
027951



ACTROS / AXOR

0004313414 BRAKE BOOSTER
CIL. AMPLIFICADOR FREIO =MBB ANTIGO 1113/
022568
0004313414
3644317014



L1113 / L1313 / L1316 / L1318 / L1513 / L1514 /
L1516 / L1517 / L1519 / L2013 / L2216 / L2219 /

0000721512 ENGINE BRAKE CYLINDER
CILINDRO ACIONAMENTO ACELERADOR MBB
009598
0000721512



L1513 / L1514 / L1516 / L1519 / L1614 / L1618 /
L1620 / L1621 / LK1513 / LK1514 / LK1516 /

9709030104 CLUTCH SERVO HOUSING
CIL. LONGO SERVO EMBR. S/INDIC.
006457



L1620 / L1622 / L2325 / L2635 / L2638 / LK2325 /
LK2638 / LS1625 / LS1630 / LS1632 / LS1634 /

9792950006A CLUTCH CYLINDER MBB
CIL. EMBR. MBB-915/1016
024835
9792950006A
9792950006



915 /

9792950106 CLUTCH CYLINDER MBB-LO
CIL. EMBR. MBB-LO 815/LO 916
024836
9792950106



LO916 / LO815 /

A3842950006 CLUTCH MASTER
CIL. MESTRE EMBREAGEM MBB
018810
A3842950006
3842950006



OF1721 / OH1518 / OH1621 L / OF1418 / OF1722 /
O500 / O500 R / O500 U / OF1417 / OF1218 / O500

A9302600263
CIL. COMANDO ALOJAMENTO CX. CAMBIO
027311
A9302600263
9302600263
9302600163
9302600063
0022603863
A9302600163



A9452603963
CIL. ENGR. 3 POSICOES ACTROS
027109
A9452603963



A9452642127 GEARBOX CHANGING
CILINDRO COMANDO CX CAMBIO
025273
A9452642127
9452642127



AXOR TODOS C/CAMBIO G210/211/240/260/280 /

2.16 CILINDRO CYLINDER

B98139 LK38 ADAPTED LINER

CIL. COMPR. ADAPTACAO LK38
011539



VEIC. C/MOTOR OM366 / L1519 / L1520 / L2219 / L2220 / LK1519 / LK1520 / LK2219 / LK2220 /

C64110 COMPRESSOR CYLINDER

CIL. COMPR. LK39 (REGULADOR 88MM)
011535



L1519 / L1520 / L2219 / L2220 / LK1520 / LK2219 / LK2220 / LS1519 / LS1520 / LS1524 / LS1525 /

KN28031B1 CLUTCH CYLINDER ACCELO

CIL. ACION.EMBR.ACCELO 712 /715
024357



712 / ACCELO715C

KN3300133 CLUTCH CYLINDER ACCELO

CIL. EMBREAGEM ACCELO
026489



ACCELO915C / ACCELO815 / ACCELO1016

RCCE00122 CLUTCH MASTER CYL

CIL. MESTRE EMBR.L1929/35/38/41/LS1625/30/
025422



L709 / L812 / L912 / L1929 / L1935 / L1938 / L1941 / LK1929

RCCE00319 CLUTCH MASTER CYL. L/LK/

CIL. MESTRE EMBREAGEM L/LK/LS1621
026379



L1618 / L1620 / L1621

RCCE00335 CLUTCH MASTER CLY. 371/

CIL. MESTRE EMBR. 371/OH1419/1420
026095



L1214 / L1418 / L1618 / L1620 / LK1618 / O371 / OH1419 / OH1420

RCCE00361 CLUTCH MASTER CLY. L/LS/

CIL. MESTRE EMBREAGEM L/LS/LK1929/35/41
026392



LK1935 / LK1941 / LS1929 / LS1935 / LS1941 / L1935 / L1941 / L1929 / LK1929

VA3100033 CLUTCH CYLINDER ACCELO

CIL. EMBREAGEM ACCELO
026490



ACCELO915C / ACCELO815 / ACCELO1016

2.17 CONE CONE

A0059909582 ADAPTER

CONE PRIS. SEMI EIXO TRAS. A
020255
A0059909582



ATEGO1726 / ATEGO1729 / L1618 / L1620 / L1621 /

2.18 COXIM RUBBER MOUNTING

6342410513 REAR ENGINE MOUNTING

COXIM TRAS. SUSP. MOTOR MBB AXOR
026976
6342410513
9412417713
9412415713
9412414713
9412411713
6342410913



9412418713 FRONT ENGINE MOUNTING

COXIM DIANT. MOTOR MBB ACTROS/AXOR
027654
9412418713
A9412418713



2.19 ESPELHO RETROVISOR

REAR VIEW MIRROR

9438110307 REAR VIEW MIRROR LH

ESPELHO RETROV. MBB L.E. ACTROS
025545
9438110307



9438110407 REAR VIEW MIRROR RH

ESPELHO RETROV. MBB L.D. ACTROS
025544
9438110407



2.20 ESTICADOR

BELT TENSIONER

4572001970 BELT TENSIONER AXOR

ESTIC. CORREIA ALTERN. AXOR
027762
4602000970
4602000570
A4602000970
A4602000570
A4572001970
4572001970



AXOR /

4572003170 BELT TENSIONER ACTROS

ESTIC. CORREIA ALTERN. ACTROS
027765
4572004570
4572004370
4572002970
A4572004570
A4572004370
A4572003170



ACTROS / AXOR /

4572003270 BELT TENSIONER ACTROS/

ESTIC. CORREIA ALTERN. ACTROS/AXOR
027763
4572004770
4572003870
4572002770
A4572004770
A4572003870
A4572003270



4572004270 BELT TENSIONER ACTROS/

ESTIC. CORREIA ALTERN. ACTROS/AXOR
027764
4572004470
A4572004470
A4572004270
4572004270



9062002070 BELT TENSIONER ATEGO/

ESTIC. CORREIA ALTERN. ATEGO/AXOR
027766
9062001770
9062001470
9062000270
A9062002070
A9062001770
A9062001470



ATEGO / AXOR /

9062002670 BELT TENSIONER ATEGO/

ESTIC. CORREIA ALTERN. ATEGO/ACTROS
027774
9062002670



ATEGO / ACTROS /

9062004570 BELT TENSIONER

ESTIC. CORREIA ALTERN.
027775
9062004570
9062006770
9062005970
9062003770
0002002470
A9062006770



2.21 FAROL

HEAD LAMP

9408200156 FOG LAMP RH AXOR

FAROL AUXILIAR L.D.=AXOR=
025534
9408200156



9408200161 HEAD LAMP LR AXOR

FAROL PRINCIPAL L.E.=AXOR=
025532
9408200161



9408200261 HEAD LAMP RH AXOR

FAROL PRINCIPAL L.D.=AXOR=
025531
9408200261



9438201461 HEADLAMP LH ACTROS

FAROL PRINCIPAL L.E. ACTROS(2009-2015)
025541
9438201461



2.22 FILTRO

FILTER

3640947004 SECURITY ELEMENT F/K11

ELEMENTO SEGURANCA F/K11
006566
3640947004



2.23 FLEXIVEL FLEXIBLE

3092950035 CLUTCH PEDAL FLEXIBLE

FLEXIVEL PEDAL EMBREAGEM

027007
3092950035



2.24 HELICE FAN

2TB121303 O FAN WHEEL =8 BLADES=

HELICE CUMMINS =8 PAS PLAST=

006014



OF1722 / OM906 / OM924 LA

9062050406 FAN BLADE

HELICE MOTOR

028287
9062050406
A9062050406



L1620E / L1622E / L1624E / 2423 / 2428 /
ATEGO1728 / ATEGO2425 / ATEGO 2726 /

2.25 INSERTO INSERT

1131161 APU VALVE MOUNT

INSERTO VALVULA APU =KNORR=

013078



L1218 / L1414 / L1418 / L1418 E / L1618 / L1620 /
LK1214 / LK1414 / LK1618 / LS1625 / LS1935 /

2.26 LANTERNA LANTERN

9408200321 FRONT LIGHT W/ SOCKET

LANTERNA DIANT. C/SOQUETE L.E. MBB

025773
9408200321



9408200421 TURN SIGNAL LIGHT W/

LANTERNA DIANT. C/SOQUETE L.D. MBB

025543
9408200421



2.27 MANCAL DE EMBREAGEM

CLUTCH BEARING

0012500615 BEARING CLUTCH

MANCAL EMBREAGEM MERCEDES

019164
0012500615
3388 S
1378 R



2638S / AXOR3344 / AXOR4144 / AXOR3341 /
AXOR4141 / AXOR2640 / AXOR2644 / AXOR3340

0012500615 P CLUTCH BEARING

MANCAL EMBREAGEM MERCEDES

022494
0012500615 P
3388 P
1378 P



2638S / 1935 / 1941 / 1936 / 2625 / 2635 /
AXOR4144 / AXOR3341 / AXOR4141 / AXOR3340

0012500815 BEARING CLUTCH

MANCAL EMBREAGEM MERCEDES

019141
0012500815
0002509515
3326 S
1326 R



LO812 / LO814 / 809 / 608 / 709 / LO610 / LO914 /
812 / 912 / 914 / LO712 / 609 / LN710 / LO715 /

0012502215 CLUTCH BEARING IVECO /

MANCAL EMBREAGEM MERCEDES

019155
0012502215
125807 E
3325 S
1320 R



OF1113 / OF1721 / OH1318 / OH1418 / OH1420 /
OH1421 L / OH1621 L / 1218 / 1418 / 1721 /

0012509215 CLUTCH BEARING FOR

MANCAL EMBREAGEM MERCEDES

019169
0012509215
0022503215
125653 I
3346 S
3345 S
1321 R



O400 RSD / O371 RS / O371 RSD / O371 RSL /
O400 UP / OH1635 L / OH1636 L / O400 SER /

0022504115 P BEARING CLUTCH

MANCAL EMBREAGEM MERCEDES

022493
0022504115 P
0022506715 P
0022504715 P
125634 P
10203 P
3377 P



O400 RSD / O500 R / 1938S / 1944S / 1634 / 2038 /
1938 / 1944 / O500 RSD / 2726 / AXOR1933 /

0002506415 CLUTCH BEARING

MANCAL EMBREAGEM MBB

024774
0002506415
3327



1525 / 1924 / 1929 / 1932 / 1933 / 1934 / 1630 /
1625 / 2225 /

3082507215 CLUTCH BEARING

MANCAL EMBREAGEM MERCEDES

019016
3082507215
3082507015
0002504015
0002503715
0002503115
0002501705



OF1114 / OF1314 / OH1316 / O362 / O364 / 1518 /
1514 / 608 / 2216 / 1516 / L608D / L708D / 1513 /

3212500515 CLUTCH BEARING

MANCAL EMBREAGEM MERCEDES =ALTO=

019028
3212500515
3522500115
3402500215
3358 S
1300 R
3522500515



OF1113 / OF1313 / OF1114 / OF1314 / OH1313 /
OH1314 / OH1316 / O362 / O364 / 1518 / 1514 /

3212501315 CLUTCH BEARING

MANCAL EMBREAGEM MERCEDES =BAIXO=

019031
3212501315
3452500215
1312 R



OF1113 / OF1313 / OF1114 / OF1314 / OH1313 /
OH1314 / OH1316 / O362 / O364 / O365 / 1518 /

2.28 MANGUEIRA SILICONE

SILICON HOSE

0020946382 INTERCOOLER HOSE AXOR

MANGUEIRA INTERCOOLER AXOR

027628
0020946382
0020945482
0020941782
0010947982
A0020946382
A0020945482



LO814ELETRONICO / LO914ELETRONICO /

3845011382 RED INTERCOOLER HOSE

MANGUEIRA INTERCOOLER C/6 ANEIS =

014979
3845011382



1721 / 1720 / 1722 / 1726 /

3845011482 INTERCOOLER HOSE

MANGUEIRA INTERCOOLER C/6 ANEIS =

017360
3845011482



OF1318 / OF1115 / OF1218 / OF1319 /

3845289182 INTERCOOLER HOSE

MANG. RAD. AR C/5 ANEIS =SILIC.VERM=

007964
3845289182
6965007375
6845011082



OF1721 / 1938S / 1620 / 1720 / 1723S / 1726S /
1723K /

6695280182 INTERCOOLER HOSE (W/4

MANGUEIRA INTERCOOLER C/4 ANEIS =

016125
6695280182
0020947582



LO814ELETRONICO / LO914ELETRONICO /

6695280282 INTERCOOLER HOSE (W/4

MANGUEIRA INTERCOOLER C/4 ANEIS =

017358
6695280282



TODOS MODELOS /

6965007175 INTERCOOLER SILICONE

MANG. RAD. AR C/5 ANEIS =SILIC.PRETA=

017359
6965007175



L1218 / L1318 / L1418 / L1620 / 1718 / 1721 /
1721S / LO812 / L2638 / LK2638 / LS1938 /

9585013582 INTERCOOLER HOSE MBB

MANG. INTERCOOLER MBB ATEGO/AXOR

027043
9585013582
0005016182
A9585013582
A0005016182



ATEGO / AXOR /

2.28 MANGUEIRA SILICONE SILICON HOSE

A4570980283 EXHAUST TURBO
MANG. SAIDA TURBINA ACTROS/AXOR
027196
A4570980283
4570980283



A9585013382 INTERCOOLER BLACK
MANGUEIRA INTERCOOLER AXOR
026913
A9585013382
9585013382



AXOR /

A9585013382 VE INTERCOOLER RED HOSE
MANGUEIRA INTERCOOLER AXOR
027545
A9585013382
VE
9585013382 VE



AXOR /

2.29 MANOPLA KNOB

9432601509 GEARSHIFT KNOB ACTROS/
MANOPLA CAMBIO ACTROS/AXOR
020851
9432601509



2035S / 2040S / 2044S / 1933 / 2625 / 2533 /

2.30 MOLDURA FRAME

9408850922 HEAD LAMP FRAME LH
MOLDURA FAROL L.E. AXOR
025809
9408850922



2.31 O'RING O'RING

A0239970248 O'RING
O'RING 34,0 X 4,0 (COD.7451)
020766
A0239970248



746 CAMINHÃO /

2.32 PALHETA / BRACO

BLADE / ARM

0008203645 WINDSHIELD WIPER BLADE

PALHETA LIMPADOR PARABRISA MBB

027573
0008203645
3818240126
0018207345
0018201245
0008209745
0008203745



A0018201145 WIPER BLADE MBB

PALHETA LIMPADOR PARABRISA MBB

027584
A0018201145
0018201145
0018200445
0008208145
0008208045
0008200445



2.33 PINO

PIN

3212670025 GEAR LINK PIN SET

JOGO PINO TRAMBULADOR CAMBIO

010615
3212670025



O364 / O365 / OH1315 / OH1316 / OH1419 /
OH1420 / OHL1420 /

2.34 POLIA

PULLEY

3431557215 ALTERNATOR PULLEY

POLIA ALTERNADOR (1 CANAL) OM 366/FPN

014051
3431557215



OM366 / OM366G / OM364LA / OM366 LA /

4572020310 WATER PUMP PULLEY

POLIA B'B D'AGUA OM457

014054
4572020310



OM460LA /

2.35 PORCA

NUT

19906651 TURBO CAHARGER NUT

PORCA PRISIONEIRO TURBINA

026678
19906651



0009941845 CLIP NUT 112/113

PORCA CLIP ASSOALHO

006583
0009941845



A0039909250 NUT 5/8X18 UNF

PORCA PO 5/8X18 UNF ATEGO

020264
A0039909250



L1618 / L1620 / L1621 / ATEGO1729 /
ATEGO1726 /

2.36 REPARO BOMBA D'AGUA WATER PUMP REPAIR KIT

3142000601K REPAIR WATER PUMP
REP. B'B D'AGUA MERCEDES
019060
3142000601K
3525860420
3525860220
3522000560
UR0698

L608 / 608 D / 708 D/E / LO608 /

3452000201X REPAIR WATER PUMP
REP. B'B D'AGUA MERCEDES
019096
3452000201X
3552000704
UR1358

OH1419 / OH1517 / O355 / O364 / 2219 / 1924 / 1929 / 1519 /

3522001004 WATER PUMP REPAIR KIT
REP. B'B D'AGUA OM352 COMPL.C/
009506
3522001004
3522001304
UR1315

OH1313 / OH1314 / OH1316 / O362 / 1514 / LPO1113 / 2216 / 1516 / 1513 / 1313 / 1314 / 1316

3552000804 REPAIR WATER PUMP
REP. B'B D'AGUA MERCEDES
019090
3552000804
UR1359

1932 / 1933 / 1934 /

3555860220 REPAIR WATER PUMP
REP. B'B D'AGUA MERCEDES
019084
3555860220
UR1356

OH1419 / O364 / 1517 / 2219 / 1519 /

3642000204 REPAIR WATER PUMP
REP. B'B D'AGUA MERCEDES
019076
3642000204
UR0709

OF809 / OF812 / LO809 / 1214 / LO812 / LO814 / 809 / 709 / 712 / 1114 / 710 / 812 / 912 / 914 /

3662000401 REPAIR WATER PUMP
REP. B'B D'AGUA MERCEDES
007827
3662000401
UR1364

OF1113 / OF1313 / OF1318 / OH1313 / OH1316 / 1214 / 1218 / 1414 / 1418 / 1714 / 1718 / 1721 /

3762000204 REPAIR WATER PUMP
REP. B'B D'AGUA MERCEDES
019080
3762000204
UR1313

OH1313 / OH1314 / OH1316 / O362 / 1518 / 1514 / 608 / LPO1113 / 2216 / 1516 / 1513 / 1313 / 1314 /

3762000304 REPAIR WATER PUMP
REP. B'B D'AGUA MERCEDES
019102
3762000304
UR1372

L1620 / OF1318 / OF1721 / OH1420 / OF1620 / LK1620 /

3762000804 REPAIR WATER PUMP
REP. B'B D'AGUA MERCEDES
019098
3762000804
UR1371

L1218 / L1418 / L1620 / O371 UL / 1418 / 1418K / 1718K / OF1620 / 1720 / LK1620 / 1723 / 1720K /

4572000004 REPAIR WATER PUMP
REP. B'B D'AGUA MERCEDES
019113
4572000004
UR1374

L2638 / LK2638 / LS2638 / 1938LS / 1938S / 1944S / 1938 /

4572000005 REPAIR WATER PUMP
REP. B'B D'AGUA MERCEDES
019115
4572000005
UR1377

1938S / 1944S /

9042001901 REPAIR WATER PUMP
REP. B'B D'AGUA MERCEDES
019116
9042001901
UR1375

L1218 / L1318 / L1418 / L1618 / L1620 / OF1721 / OH1418 / OH1518 / 1218 / 1418 / 1718 / 914C /

9062000204 REPAIR WATER PUMP
REP. B'B D'AGUA MERCEDES
019120
9062000204
UR1376

1215C / AXOR1933 / AXOR2533 / AXOR2825 / AXOR2826 / AXOR2828 / AXOR2831 / O500 M /

2.37 REPARO MANGA DE EIXO KING PIN REPAIR KIT

3503300019 KING PIN ONE SIDE MBB
REP. MANGA MBB 51MM (STD)
025714
3503300019

1924 / 1929 / 1930 / 1932 / 1933 / 1935 / 1941 /

3503300019 10 KING PIN ONE SIDE MBB
REP. MANGA MBB 51MM (0,10)
025715
3503300019 10

1924 / 1929 / 1930 / 1932 / 1933 / 1935 / 1941 /

3503300019 20 KING PIN ONE SIDE 51MM (0,
REP. MANGA MBB 51MM (0,20)
025716
3503300019 20

1924 / 1929 / 1930 / 1932 / 1933 / 1935 / 1941 /

3503300019 30 KING PIN MBB 51MM(0,30)
REP. MANGA MBB 51MM (0,30)
025717
3503300019 30

1924 / 1929 / 1930 / 1932 / 1933 / 1935 / 1941 /

2.37 REPARO MANGA DE EIXO
KING PIN REPAIR KIT

3643300019 KING PIN SET REP. KIT
REP. MANGA MBB 50MM (STD)
025731
3643300019

1935 / AXOR1933 / AXOR2035 / AXOR2040 / AXOR2826 / AXOR2831 / AXOR3340 / AXOR2533

3643300019 10 KING PIN ONE SIDE MBB
REP. MANGA MBB 50MM (0,10)
025732
3643300019 10

1935 / O370 / O371 / O371 R / O371 RS / AXOR2035 / AXOR2040 / AXOR2044 / AXOR2533

3643300019 20 KING PIN ONE SIDE MBB
REP. MANGA MBB 50MM (0,20)
025733
3643300019 20

1935 / O370 / O371 / O371 R / O371 RS / AXOR2035 / AXOR2040 / AXOR2044 / AXOR2533

3643300019 30 KING PIN SET ONE SIDE
REP. MANGA MBB 50MM (0,30)
025734
3643300019 30

1935 / O370 / O371 / O371 R / O371 RS / AXOR2035 / AXOR2040 / AXOR2044 / AXOR2533

3763300319 KING PIN SET R.KIT ONE
REP. MANGA MBB 38MM (STD)
025471
3763300319

FREIO A AR DO 1113 AO 2213 /

3763300319 10 KING PIN SET COMPLETE
REP. MANGA MBB 38MM (0,10)
025472
3763300319 10

FREIO A AR DO 1113 AO 2213 /

3763300319 20 KING PIN SET COMPLETE
REP. MANGA MBB 38MM (0,20)
025473
3763300319 20

FREIO A AR DO 1113 AO 2213 /

3763300319 30 KING PIN REP. KIT
REP. MANGA MBB 38MM (0,30)
025474
3763300319 30

FREIO A AR DO 1113 AO 2213 /

3763300319 R1 KING PIN SET COMPLETE
REP. MANGA MBB 38MM C/CHIME (0,10)
028363
3763300319 R1

3763300319 R2 KING PIN SET COMPLETE
REP. MANGA MBB 38MM C/CHIME (0,20)
028364
3763300319 R2

3763300319 R3 KING PIN REP. KIT
REP. MANGA MBB 38MM C/CHIME (0,30)
028365
3763300319 R3

3763300319 RS KING PIN SET R.KIT ONE
REP. MANGA MBB 38MM C/CHIME (STD)
028362
3763300319 RS

6753300019 KING PIN SET REP. KIT.
REP. MANGA MBB 30MM (STD)
025710
6753300019

812 / 912 / 914 / 915 / OF809 / 912LO /

6753300019 10 KING PIN REP. KIT
REP. MANGA MBB 30MM (0,10)
025711
6753300019 10

812 / 912 / 914 / 915 / OF809 / 912LO /

6753300019 20 KING PIN REP. KIT
REP. MANGA MBB 30MM (0,20)
025712
6753300019 20

812 / 912 / 914 / 915 / OF809 / 912LO /

6753300019 30 KING PIN SET COMPLETE
REP. MANGA MBB 30MM (0,30)
025713
6753300019 30

812 / 912 / 914 / 915 / OF809 / 912LO /

6963300019 10 KING PIN SET MB 45,1 MM
REP. MANGA MBB 45 MM (0,10)
025879
6963300019 10
3553300319 10

OF1722 /

6963300019 20 KING PIN SET MB 45,3MM
REP. MANGA MBB 45 MM (0,20)
025880
6963300019 20
3553300319 20

OF1722 /

6963300019 30 KING PIN SET MB 45,3MM
REP. MANGA MBB 45 MM (0,30)
025881
6963300019 30
3553300319 30

OF1722 /

6963300019 C1 KING PIN SET MB 45,1 MM
REP. MANGA MBB 45 MM C/CHIME (0,10)
028945
6963300019 C1

6963300019 C3 KING PIN SET MB 45,3MM
REP. MANGA MBB 45 MM C/CHIME (0,30)
028947
6963300019 C3

9793300019
REP. MANGA MBB ACCELO (STD)
025743
9793300019

/ ACCELO 915 / ACCELO 916 / ACCELO 935 / ACCELO 1016

2.38 REPAROS DIVERSOS

REPAIR KIT

0009107238 SEAT LEVER REPAIR KIT

KIT REPARO BANCO

025893
0009107238
0019101538
A0019101538
A0009107238



2.39 RESERVATORIO

CONTAINERS

0005003049 EXPANSION TANK WITH

RESERV. RADIADOR C/TAMPA C/SENSOR

027418
0005003049
A0005003049



ACTROS /

0005003149 EXPANSION TANK WITH

RESERV. RADIADOR C/TAMPA C/SENSOR

027419
0005003149
A0005003149



ACTROS 2546 2016/... / ACTROS 2646 2016/... /
ACTROS 2651 2016/... /

A9705000449 EXPANSION TANK WITH

RESERV. RADIADOR C/TAMPA/SENSOR MBB

027421
A9705000449
97005000449
9705000449



ATEGO1315 / ATEGO1418 / ATEGO1518 /
ATEGO1718 / ATEGO1725 / ATEGO2428 /

2.40 RETENTOR

RETAINER

0019970646 RETAINER

RETENTOR DIR. HIDRAULICA =ZF=

007679
0019970646



0059973747 SEAL

RETENTOR DIR. HIDR. - AGL 1518

007682
0059973747
00899794447



0079978446 DIF. PINION RETAINER

RETENTOR PINHAO DIFERENCIAL

007681
0079978446
0179977947
0099970746



0009974446 OIL SEAL 00500. BAG

RETENTOR FLANGE PINHAO

007680
0009974446
3469978346
3459977346
3449977346
0069970546



2.41 ROLAMENTO

ROLLER BEARING

0169812710 NEEDLE BEARING 2720

ROLAMENTO AGULHAS 2720

025736
0169812710



3082547020 CLUTCH BEARING =

ROLAMENTO EMBREAGEM =S/CUBO=

019179
3082547020



808 / 809 / 709 / 813 / 913 / 1322 / 1413 / 1417 /
1513 / 1313 / 1113 / 608 D / 811 / 911 B / 1813

3452547020 CLUTCH BEARING

MANCAL EMBREAGEM MERCEDES

019022
3452547020
3123198001
1007 R
0002540020



/ 608 D / 709 / 808 / 809 / 811 / 913 / 911 B / 1513
/ 1813 (6X2) / 1113 / 1313 / 1114 / 1116 / 1314 /

0049812125 FLY WHEEL BEARING =

ROL. VOLANTE MOTOR =MBB=

019263
0049812125



OM457 LA /

9799810011 NEEDLE BEARING 3520

ROLAMENTO AGULHAS 3520

025737
9799810011



2.42 SENSOR

SENSOR

0091533628 NOX SENSOR

SENSOR NOX ATEGO/ACTROS/AXOR

028086
0091533628
0061537328
A0091533628
A0061537328



ATEGO / AXOR / ACTROS /

0095421017 SPEED SENSOR

SENSOR VELOCIDADE HALL MBB

027746
0095421017
A0095421017



9705450124 COOLANT LEVEL SENSOR

SENSOR NIVEL D'AGUA ACCELO 715/915C/

025876
9705450124



9795420318 OIL PRESSURE SENSOR

SENSOR PRESSAO OLEO

028103
9795420318
A9795420318



1218 / 1318 / 2635 / 2933 / AXOR 1718 / AXOR 1723 /

2.43 SERVO EMBREAGEM

CLUTCH SERVO

0012955607 A CLUTCH SERVO 110M

SERVO EMBR. 110MM TIPO WABCO

013190
0012955607 A



L2325 / L2635 / LK2325 / LS1625 / LS1630 / LS1932 / LS1933 / LS1934 / LS1935 / LS1941 /

0002500062 CLUTCH SERVO =ACTROS=

SERVO EMBR. MOD. ELETRONICO =ACTROS=

022551
0002500062
0002500562



ACTROS 2546 / ACTROS 2646 / ACTROS 2655 / ACTROS 4844 /

0002500062 P REPAIR KIT CLUTCH

REP. SERVO EMBR. ACTROS =PARCIAL=

022911
0002500062 P
0002500562 P



ACTROS 2546 / ACTROS 2646 / ACTROS 2655 / ACTROS 4844 /

0002500062 R REPAIR KIT CLUTCH

REP. SERVO EMBR. ACTROS

022910
0002500062 R
0002500562 R



ACTROS 2546 / ACTROS 2646 / ACTROS 2655 / ACTROS 4844 /

0002540047 CLUTCH SERVO LONG

SERVO EMBR. =LONGO=

023338
0002540047



1938S / 1944S / 2638S / O500 RSD /

0002540147 SERVO CLUTCH 0-500

SERVO EMBR. O-500 TIPO WABCO

025423
0002540147



OF1721 / OF1418 / OF1722 / OF1417 / O500 M /

9700510010 CLUTCH SERVO =ACTROS=

SERVO EMBR. MOD. ELETRONICO ACTROS/

019441



AXOR TODOS COM CAMBIO AUTOMATICO / ACTROS TODOS COM CAMBIO AUTOMATICO /

9700510010 C CLUTCH SERVO =ACTROS=

CL. SERVO EMBR. MOD. ELETRONICO =

023731



ACTROS 2546 / ACTROS 2646 / ACTROS 2655 / ACTROS 4844 / AXOR TODOS COM CAMBIO

9700510010 CN REPAIR KIT CLUTCH

REP. SERVO EMBR. ACTROS

023811



ACTROS 2546 / ACTROS 2646 / ACTROS 2655 / ACTROS 4844 / AXOR TODOS COM CAMBIO

9700510010 P REPAIR KIT CLUTCH

REP. SERVO EMBR. ACTROS =PARCIAL=

019350



ACTROS 2546 / ACTROS 2646 / ACTROS 2655 / ACTROS 4844 / AXOR TODOS COM CAMBIO

9700510010 R REPAIR KIT CLUTCH

REP. SERVO EMBR. ACTROS

018675



ACTROS 2546 / ACTROS 2646 / ACTROS 2655 / ACTROS 4844 / AXOR TODOS COM CAMBIO

970051280 A CLUTCH SERVO 110M

SERVO EMBR. 110MM TIPO WABCO

013189



L1620 / L2325 / L2635 / LK2325 / LS1625 / LS1630 / LS1932 / LS1933 / LS1934 / LS1935 /

9700511630 CLUTCH SERVO (NO

SERVO EMBR. S/ IND. DESGASTE

014801



L1620 / L2325 / L2635 / LK2325 / LS1625 / LS1630 / LS1932 / LS1933 / LS1934 / LS1935 /

9700511640 CLUTCH SERVO LONG

SERVO EMBR. CARCACA LONGA TP WABCO

014576
9700511640
0002951318



O400 RS / O400 RSD / O400 RSL / O371 RS / O371 RSD / O371 SRE / O400 / O400 UP /

9700511900 CLUTCH SERVO O-500

SERVO EMBR. O-500 TIPO WABCO

018755



OF1721 / OF1418 / OF1722 / OF1417 / O500 M

9700514310 CLUTCH SERVO (LONG)

SERVO EMBR. =LONGO=

014802



1938S / 1944S / O500 RSD / AXOR1933 / AXOR2036 / AXOR2541 / AXOR2041 / 2638B /

2.43 SERVO EMBREAGEM CLUTCH SERVO

DCB0002950718 CLUTCH SERVO (NO

SERVO EMBR. S/ IND. DESGASTE

022858
DCB000295071
8
0002950718



LS1935 / LS1941 / O400 RS / O400 RSD / O400
RSL / O371 RS / O371 RSD / O371 RSL / O400 /

2.44 TAMPA COVER

3520100168 ENGINE OIL COVER

TAMPA OLEO MOTOR

010868
3520100168



L608D / LO608D / L608E / L708D / L708E /

0004700605 COVER FUEL TANK W/ KEY

TAMPA COMBUSTIVEL COM CHAVE

023251
0004700605



L1218 R / L1418 R / 915C / LO815 SUCESSOR
ABS / LO916 / OF1417 / OF1418 / OF1519 /

4C65879 COVER APU

TAMPA VALVULA APU

007153



L1218 / L1414 / L1418 / L1418 E / L1614 / L1618 /
L1620 / L2638 / LK1214 / LK1414 / LK1618 /

2.45 TERMINAL TERMINALS

071805013202 TIE ROD END W/PIN MBB

TERM. ESF. COM PINO MBB

023880
071805013202



OF1313 / LP321 /

2.46 TRAVA LOCKS

A0059909482 REAR WHEEL HUB

TRAVA ARANHA CUBO RODA TRAS. ATEGO

020373
A0059909482



L1618 / L1620 / L1621 / ATEGO1729 /
ATEGO1726 /

2.47 TUBO FLEXIVEL
INOX FLEXIBLE TUBE

6344900565 EXHAUST FLEXIBLE TUBE

TUBO FLEX. ESCAPE O500
027795
6344900565



O500 /

2.48 VALVULA
VALVE

0004770329 RETURN DIESEL VALVE

VALVULA RETORNO DIESEL
006581
0004770329
1457413013



3.01 ANEL TRAVA LOCK RING

06290200139

ANEL TRAVA 68 X 2,50 (COD.502.068.03)
027045
06290200139



3.02 BATENTE STOPPER

81962100554 REAR SPRING SUSPENSION

BATENTE SUSP. EIXO TRAS. L.D. MAN TGX
027404
81962100554
81962100547



81962100555 REAR SPRING SUSPENSION

BATENTE SUSP. EIXO TRAS. L.E. MAN TGX
027405
81962100555
81962100548



3.03 BOIA COMBUSTIVEL FUEL FLOAT

81272036020 FUEL LEVEL SENSOR

BOIA SENSOR TANQUE COMB. MAN TGX/VW
027393
81272036020
81272036005
81272016099
81272016083
81272016073
81272016062



3.04 BOMBA ARLA UREA INJECTION FEED

2P0131113B

BOMBA DOSADORA ARLA 12V DAF
028458



5.150 ADVANTECH MAN / 8.160 ADVANTECH
MAN / 9.160 ADVANTECH MAN / 10.160

2T2131113B ADBLUE DOSING PUMP

BOMBA DOSADORA ARLA VW
028080



17.330 ADVANTECH / 24.330 ADVANTECH / 31.
330 ADVANTECH / 31.390 ADVANTECH / 18.330

4387657

BOMBA DOSADORA ARLA 12V DAF
028459



5.150 ADVANTECH MAN / 8.160 ADVANTECH
MAN / 9.160 ADVANTECH MAN / 10.160

0444042003

BOMBA DOSADORA ARLA 12V DAF
028460



5.150 ADVANTECH MAN / 8.160 ADVANTECH
MAN / 9.160 ADVANTECH MAN / 10.160

5273338 ADBLUE DOSING PUMP

BOMBA DOSADORA ARLA CUMMINS
028085



17.330 ADVANTECH / 24.330 ADVANTECH / 31.
330 ADVANTECH / 31.390 ADVANTECH / 19.

3.05 CALCO

SHIM

81907140753

CALCO 53,7 X 86 X 1,8
027047
81907140753



81907140754

CALCO 53,7 X 86 X 1,9
027046
81907140754



81907140755

CALCO 53,7 X 86 X 2,0
027048
81907140755



81907140758

CALCO 53,7 X 86 X 2,3
027051
81907140758



81907140759

CALCO 53,7 X 86 X 2,4
027052
81907140759



81907140760

CALCO 53,7 X 86 X 2,5
027053
81907140760



3.06 CILINDRO

CYLINDER

6482000216

CILINDRO ATUADOR DAF/MAN
028785



METEOR 28-460 / METEOR 29-520 / 17.330
ADVANTECH / 24.330 ADVANTECH / 19.330T

81305500272 RELEASE BEARING

CILINDRO ATUADOR DAF/MAN

028142
81305500272
81305509289
81305509287
81305509272
81305500289
81305500287



METEOR 28-460 / METEOR 29-520 / 17.330
ADVANTECH / 24.330 ADVANTECH / 19.330T

81307156149 CLUTCH MASTER CLY. W/

CIL. MASTER EMBR. C/AMPLIF. =MAN EGS=
019618



TGA / TGX

81307156152 CLUTCH ACTION CLY. MAN

CIL. ACION.EMBR.MAN
025297
81307156152



TGA /

81326906014 GEARBOX CHANGING

CILINDRO COMANDO
027314
81326906014
2U2711485H



17.330 ADVANTECH / 24.330 ADVANTECH / 31.
330 ADVANTECH / 31.390 ADVANTECH / 19.

9709020124 CLUTCH SERVO HOUSING

CIL. LONGO SERVO EMBR. MAN =WABCO=
024436



15.190 OD EURO 5 MAN / 17.230 OD EURO V
MAN / 17.280T MAN

3.07 COXIM

RUBBER MOUNTING

2V5511149 ENGINE MOUNTING SUSP.

COXIM SUSP. EIXO TRAS. L.E. MAN/VW TGX
027408
2V5511149



3.08 GRAXEIRA LUBRICATOR

06380700102

GRAXEIRA MANGA EIXO RETA 8MM MAN TGX
027059
06380700102



3.09 JUNTA GASKET

2P0129589 EXHAUST MANIFOLD

JUNTA COL. ESCAP. CUMMINS SERIE B =
024135
2P0129589



3.10 MANCAL DE EMBREAGEM CLUTCH BEARING

07W141165

MANCAL EMBREAGEM VW
024745
07W141165



3.11 MANGUEIRA SILICONE SILICON HOSE

2S2145856F LOWER INTERCOOLER

MANG. INFERIOR INTERCOOLER
027642



13.190 ADVANTECH MAN / 17.280 ADVANTECH
MAN / 24.280 ADVANTECH MAN / 15.190

3.12 MOTOR ELETRICO

DOOR WINDOW LIFTERS

81962100562 ENGINE MOUNTING FRONT

COXIM SUP. DIANT. MOTOR MAN/METEOR

027605
81962100577
81962100575
81962100571
81962100562



3.13 PALHETA / BRACO

BLADE / ARM

812664400029 WINDSHIELD WIPER BLADE

PALHETA LIMPADOR PARABRISA MAN

027570
812664400029
81264406035
81264400068
81264400063



3.14 PINO

PIN

81442050062 PIN

PINO MANGA EIXO MAN 52,2 X 235 (STD)

027061
81442050062



81442050062 10 PIN

PINO MANGA EIXO MAN 52,3 X 235 (0.10)

028366
81442050062 10



81442050062 20 PIN

PINO MANGA EIXO MAN 52,4 X 235 (0.20)

028367
81442050062 20



81442050062 30 PIN

PINO MANGA EIXO MAN 52,5 X 235 (0.30)

028368
81442050062 30



3.15 REPARO MANGA DE EIXO

KING PIN REPAIR KIT

2T0498445A KING PIN SET

REP. MANGA CPL.P/1LD 120MM STD

027963



17.190 ADVANTECH MAN / 17.280 ADVANTECH
MAN / 24.280 ADVANTECH MAN / 19.330T

2V5498619A

REPARO MANGA EIXO VW/MAN METEOR

027038



CONSTELLATION EURO V 33-460 2021-/
METEOR 28-460 / METEOR 29-520 / TGX 28440 /

81442056037 KING PIN REPAIR KIT

REP. MANGA EIXO METEOR MAN/VW 52,2 X

027062
81442056037
81442056038
81442056031
81442056030



TGX 28440 / TGX 29440 / TGX33440 / TGX
29480 / CONSTELLATION EURO V 33-460 2021-

3.16 REPAROS DIVERSOS REPAIR KIT

81623986071

KIT REPARO BANCO
025894
81623986071



3.17 RETENTOR RETAINER

81965030516

RETENTOR MANGA EIXO DIANT. MAN TGX
027057
81965030516
81965030320



81965030524

RETENTOR MANGA EIXO DIANT. MAN TGX
027058
81965030524



3.18 ROLAMENTO ROLLER BEARING

06337190101 R

KIT ROLAMENTO AGULHA (027060)
027967
06337190101 R



3.19 SENSOR SENSOR

2R0201146 FUEL PRESSURE SENSOR

SENSOR PRESSAO COMBUSTIVEL VW
028098



TGX 28440 / TGX 29440 / TGX33440 / 19.330T
ADVANTECH / 25.330T ADVANTECH / 26.330T

2V5906261A NOX SENSOR VW/MAN TGX

SENSOR NOX VW/MAN TGX
028090



TGX 28440 / TGX 29440 / TGX33440

51274210233 FUEL PRESSURE SENSOR

SENSOR PRESSAO COMBUSTIVEL MAN
028094
51274210233



17.280 ADVANTECH MAN / 24.280 ADVANTECH
MAN / 26.280 ADVANTECH MAN / 31.280

5260246 FUEL PRESSURE SENSOR

SENSOR PRESSAO COMBUSTIVEL CUMMINS
028101



TGX 28440 / TGX 29440 / TGX33440 / 17.330
ADVANTECH / 24.330 ADVANTECH / 19.330T

07W130758D FUEL PRESSURE SENSOR

SENSOR PRESSAO COMBUSTIVEL VW
028096



17.280 ADVANTECH MAN / 24.280 ADVANTECH
MAN / 26.280 ADVANTECH MAN / 31.280

3.20 SERVO EMBREAGEM

CLUTCH SERVO

2P0721261A

SERVO EMBREAGEM MAN
025060
2P0721261A



17.280 ADVANTECH MAN / 24.280 ADVANTECH MAN / 26.280 ADVANTECH MAN / 31.280

2T2721261E CLUTCH SERVO MAN

SERVO EMBREAGEM MAN
027234
2T2721261E



17.330 ADVANTECH / 24.330 ADVANTECH / 31.330 ADVANTECH / 31.390 ADVANTECH / 13.190

2V5721261B CLUTCH SERVO VW

SERVO EMBREAGEM VW
027319



19.330T ADVANTECH / 25.330T ADVANTECH / 26.330T ADVANTECH / 26.360T ADVANTECH /

6310361AM CLUTCH SERVO MAN TGA/

SERVO EMBR. MAN TGA/DAF
026025



TGA

81307166099

SERVO EMBREAGEM =STRALIS=

024880
81307166099
81307166109
81307166115
81307166111
81307166102
2V5721021A



TGX 29440 / TGX33440 / TGX 29480 / TGX 28440 /

81307256052

SERVO EMBR. DAF/MAN

026408
81307256052
81307256060



9700516420 CLUTCH SERVO MAN REP.

SERVO EMBREAGEM MAN

025059



15.190 OD EURO 5 MAN / 26.280 ADVANTECH MAN / 31.280 ADVANTECH MAN / 13.190

K013727N50 CLUTCH SERVO VT. N.

SERVO EMBREAGEM VT N.STRALIS/N.

024720



TGX 28440 / TGX 29440 / TGX33440 / TGX 29480

3.21 TRAVA

LOCKS

2V5899371 CABIN LOCK W/O SENSOR

TRAVA CABINE S/ SENSOR MAN TGX/

027703
2V5899371



Vendas / Sales: vendas@cipec.com.br
Geral / General: cipec@cipec.com.br
Televendas / Phone: +55 19 3834-9822
Fax / Fax: 0800.707.9822
www.cipec.com.br



Televendas: + 55 19 3834.9822



+ 55 54 3211.1800





+ 55 11 2626.8839

01925818	48	2P0711026	18	2R0721257	46	2RG607041	29
03618993	25	2P0711164	12	2R0805244A	12	2RG863521	38
03873015	51	2P0711579B	8	2R0903119A	35	2RG863522	38
03873091	50	2P0721405	17	2R0903119B	35	2RG957805G	13
03873092	50	2R0103548F	14	2R0903119C	35	2RH117241	27
03873109	5	2R0103548G	14	2R0903119D	35	2RH129723B	5
04099908	11	2R0103548H	14	2R2721257B	46	2RH501317	43
062103051	44	2R0103548I	14	2R2803877F	31	2RJ311261	20
0081172032	43	2R0105276	45	2R2823301	19	2RK103591	31
0289195011	45	2R0109293	43	2R2823302	19	2RK107119	15
0501008846	46	2R0121437	30	2R2837205	26	2RK107121	15
20310	47	2R0145157	10	2R2837206	27	2RK107123	15
20312	47	2R0145299	21	2R2899177	9	2RK107124	15
104061	30	2R0145487B	7	2R2899515	7	2RK107125	15
357607	45	2R0145856C	27	2R2899541	18	2RK107126	15
2830444	25	2R0201146	45	2R2899542	11	2RK121005	10
3312252	13	2R0201156	6	2R2945511	45	2RK129725	31
5260246	45	2R0201589	18	2R4405421	12	2RK145467	28
133857119	37	2R0253137A	25	2R4405421 10	12	2RK311243A	46
281857133	47	2R0301338	29	2R4405421 20	12	2RL109623	29
282711119	27	2R0311113	43	2R4405421 30	12	2RL721555B	13
2318372091	8	2R0311189	43	2R4407361	34	2RM141861	23
4214110960	17	2R0311593	33	2R4498629	39	2RP141147	24
4214289150	23	2R0321143A	33	2R4498629CH	39	2RP253861	17
4214299190	23	2R0398031 X	26	2RB121005	10	2RP253863	47
4214299340	23	2R0407071	15	2RD103113C	45	2RP253891	29
4214450020	17	2R0407071A	15	2RD109601	50	2RP301461	13
8961300504	9	2R0407071B	15	2RD109611	50	2RP798121	43
9617232014	21	2R0407171B O	12	2RD115657	5	2RP957805	13
9700511000	46	2R0407171B010	12	2RD117273	5	2RR312141	24
9700511280 A	46	2R0407171B020	12	2RD129311	28	2RR312141 C	24
9700511630	46	2R0407171B030	12	2RD129717	25	2RR399181	36
9709030104	17	2R0407171C040	12	2RD129723	5	2RR525413	43
51154080004	45	2R0407172	12	2RD130304	50	2RR525413B	43
81326906014	17	2R0407361010	33	2RD198005C	25	2RR599213	36
85618516003	48	2R0407361020	33	2RD253143B	5	2RR711259	29
906905810101	11	2R0407361030	33	2RD253683	36	2S0103085A	43
940707310035	10	2R0407361A	33	2RD253853B	23	2S0121004B	10
940707310055	10	2R0407361A010	33	2RD253869	19	2S0129142	5
2118370202999	26	2R0407361A020	33	2RD312021	23	2S0129142A	5
2118372391232	30	2R0407361A030	33	2RD398031	34	2S0129589A	25
07W130758D	46	2R0407361A040	33	2RD398043	45	2S0141707	19
111837225D	26	2R0407361STD	34	2RD407661	8	2S0253137A	25
111837226D	26	2R0407545	35	2RD407661B	8	2S0311113A	44
2B510014	17	2R0407641	43	2RD407661C	8	2S0407375A	47
2P0121004	10	2R0407641B	43	2RD407661D	15	2S0407375B	47
2P0129589	25	2R0419548	16	2RD407672	36	2S0721555H	14
2P0131113B	10	2R0498629A	39	2RD407687010	34	2S0721556A	14
2P0145299A	21	2R0498629A 10	39	2RD407687020	34	2S0807102B8A8	31
2P0253121A	36	2R0498629A 20	39	2RD407687030	34	2S0807103B8A8	31
2P0253683	36	2R0498629A 30	39	2RD407687STD	34	2S08071048A8	31
2P0321143	33	2R0498629A 40	39	2RD407689	16	2S2141719A	23
2P0407172	12	2R0498629ACH 0	39	2RD525177A	19	2S2145856F	28
2P0407361	33	2R0498629ACH 10	39	2RD525177B	19	2S2253691	16
2P0407361 10	33	2R0498629ACH 20	39	2RD525275	43	2S2253853A	23
2P0407361 20	33	2R0498629ACH 30	39	2RD607054A	8	2S2253853B	23
2P0407361 30	33	2R0498629ACH 40	39	2RD607312A	49	2S2253867A	11
2P0407361 40	33	2R0498629G 0	39	2RD807124CTR	31	2S2253867B	11
2P0407545	35	2R0498629G 10	39	2RD807899	13	2S2253869A	19
2P0498629	38	2R0498629G 20	39	2RD957501	6	2S2253869B	19
2P0498629 10	38	2R0498629G 30	39	2RD957805B	13	2S2253877	47
2P0498629 20	38	2R0498629G 40	39	2RD999491	31	2S2298109	17
2P0498629 30	38	2R0498629GCH 0	39	2RE117273	5	2S2721261	17
2P0498629 40	38	2R0498629GCH 10	39	2RE117273A	5	2SK141165	27
2P0498629CH	38	2R0498629GCH 20	39	2RE117273C	5	2SP145467	27
2P0498629CH 10	38	2R0498629GCH 30	39	2RE121255	5	2T0105253B	36
2P0498629CH 20	38	2R0498629GCH 40	39	2RE129311A	27	2T0121302	6
2P0498629CH 30	39	2R0501317	43	2RE253867	11	2T0129618	27
2P0498629CH 40	39	2R0607312B	49	2RG115671	47	2T0129657	9
2P0525275	43	2R0607312H	49	2RG121513B	49	2T0130764	50

2T0141707B	23	2TD407687 10	34	B925746	17	T06525275	44
2T0145299	21	2TD407687 20	34	C64110	17	T06599517	37
2T0145828	28	2TD407687 30	34	C7TA8100155C	11	T06609283	29
2T0201114A	50	2TD498629	40	I90281	17	T06609702	14
2T0201551	47	2TD498629 10	40	K033409	17	T06611647	24
2T0253691	11	2TD498629 20	40	K033411	17	T06611705A	49
2T0301227	44	2TD498629 30	40	K036633	46	T07253101H	49
2T0301457	44	2TD498629CH 0	40	K045092	46	T11107125	30
2T0311189	44	2TD498629CH 10	40	N0101221	32	T11129863	38
2T0311281	44	2TD498629CH 20	40	N0102187	32	T11130125	22
2T0311449	44	2TD498629CH 30	40	N01024015	32	T11198165	22
2T0311807B	30	2TE117273	5	N0103506	32	T11407172	13
2T0498445A	40	2TE117273A	5	N011004	36	T11407393	45
2T0498445A 20	40	2U0130764	51	N0110212	36	T11407545	35
2T0498445A C2	40	2U0141701B	19	N0111862	36	T11407675	47
2T0498445A C3	40	2U0145299	21	N0209057	5	T11407677	7
2T0498445A CS	40	2U0311189	44	N0221461	36	T11407685	44
2T0498445A X0	40	2U0721555B	14	N0221491	36	T11407687	34
2T0498445A X1	40	2U2103548A	15	N0235463	5	T11407687 10	34
2T0498445A X2	40	2U2103548B	15	N0401064	32	T11407687 20	34
2T0505469	48	2U2103548C	15	N10023901	32	T11407687 30	34
2T0711141	29	2U2103548Y	15	NF033850AB	36	T11407693	16
2T0903165	36	2U2121303 H	24	NF055718AB	36	T11407751	37
2T2117413	27	2U2141255	44	NF058721AB	32	T11407759	37
2T2121303	24	2U2311189	44	NF058725AB	32	T11413435A O	11
2T2129589	25	2UU311623	44	NF386180AB	36	T11498629	41
2T2131113B	10	2V2121303	24	NF386478AA	36	T11498629 10	41
2T2141197	13	2V5129653	28	NFE602208C	32	T11498629 20	41
2T2141197A	13	2V5129653A	28	NFE602373C	32	T11498629 30	41
2T2141231A	7	2V5201495	9	NFE661120HF	7	T11498629CH 0	41
2T2141255	22	2V5498619A	40	NFE800817E	32	T11498629CH 10	41
2T2141719	23	2V5511150	18	NFE826238KA	37	T11498629CH 20	41
2T2141719B	23	2V5721261B	46	NFN601218AB	32	T11498629CH 30	41
2T2145299A	21	2V5881053	43	NFN620481DF	37	T11711291	34
2T2145856A	27	2V5906261A	45	NFU800900	13	T11711973	23
2T2145856S	28	2V5955425	31	NFU801225KA	5	T11957805	14
2T2253143C	5	2V5955993	10	NFU801229KA	5	T12130303	50
2T2253143H	5	2VB721405	17	RCCE00297	17	T12130803	51
2T2253143J	5	2VC498629	40	RCCE00700	17	T12130803A	30
2T2253143K	5	2VC498629 10	40	SP5074	23	T12501224	38
2T2311113	44	2VC498629 20	40	SP6964	23	T12501317	44
2T2419548B	16	2VC498629 30	40	SP7035	23	T12525371	20
2T2721261F	17	2VC498629CH 0	40	T00415721A	18	T12525375	25
2T2807071N28	31	2VC498629CH 10	40	T00711335A	14	T12525377	8
2T2821687	21	2VC498629CH 20	40	T00711335B	14	T12945223A	26
2TA115611	51	2VC498629CH 30	41	T00957805B	14	T12953141	26
2TA117231A	27	2VF8071038A8	31	T00957805C	14	T12957805	14
2TA117245	28	2VF999471	32	T06107119	15	T13141161	27
2TA145171	43	2VG721555	14	T06107121	15	T13141173	45
2TA201551	47	2VG721555A	14	T06107123	15	T13311189	44
2TA253861	17	2VR801171	47	T06129611	51	T13311983	29
2TA422397	51	2VU121073	28	T06130553	29	T13311995A	34
2TA608701A	7	2W0117413F	28	T06199201	18	T13312017	44
2TA608705A	51	2W0117413G	29	T06253101K	49	T14501275	37
2TA955651	10	2W0121303	24	T06311521	20	T14525873	32
2TA957501A	6	2W0145741A	49	T06407172	13	T15415701C	9
2TA957501B	6	2Z0105313	45	T06407373	30	T16407172	13
2TA957821B	20	2Z0121303A	24	T06407393	45	T16407393	45
2TB117231A	28	2Z0121303B	24	T06407545	35	T16407545	35
2TB121059A	28	2Z0129642	5	T06411041	11	T16407641	44
2TB121303 O	24	2Z0145828B	29	T06411167	47	T16407679A	15
2TB130805	51	2Z0201551	47	T06498629	41	T16407685	44
2TB145467	28	2Z0409135	32	T06498629 10	41	T16407687	34
2TC607312	49	2Z0511153	8	T06498629 20	41	T16407687 10	34
2TC607312A	49	2Z0721261A	46	T06498629 30	41	T16407687 20	34
2TC957501	6	2Z0721885	17	T06498629CH 0	41	T16407687 30	34
2TD117239	49	2Z0900275	45	T06498629CH 10	41	T16407687A	34
2TD129593	32	2Z0971759	45	T06498629CH 20	41	T16407687A 10	34
2TD145467	28	85HBE23862AB	37	T06498629CH 30	41	T16407687A 11	34
2TD407687	34	B925741	17	T06525159A	20	T16407687A 20	35

T16407687A 30	35	TAV121617	47	TJG807202	31
T16407991	25	TD1253683A	49	TJG899369	20
T16411093	11	TD1711877B	14	TJG899369 X	20
T16415712B	48	TE3103113Q	13	TJG899371E	48
T16498629	41	TE3103487	51	TJG899441	13
T16498629 10	41	TE3115561	22	TJG915415	37
T16498629 20	41	TE3121831E	6	TJG953277	38
T16498629 30	41	TE3129611A	11	TJG957501H	6
T16498629A	41	TE3130317	8	TJG957501K	6
T16498629A 10	41	TE3141865	19	TL7121043	26
T16498629A 20	41	TE3141869	13	TL7129863	38
T16498629A 30	42	TE3145745A	22	TMG253853	23
T16498629ACH 0	42	TE3145903A	37	TMG521153	32
T16498629ACH 10	42	TE3311189A	44	TMG525231	37
T16498629ACH 20	42	TE3312061	7	TMJ121303 O	24
T16498629ACH 30	42	TE3501317A	44	TMJ512393	13
T16498629B	42	TE3607033	29	TMJ512395	44
T16498629B 10	42	TE3607473	37	TN4253861	17
T16498629B 20	42	TE3837016	21	TNQ711111	26
T16498629B 30	42	TEG129620	22	TNR411075	49
T16498629B VP	42	TEG129620A	22	TPH141857	24
T16498629BCH 0	42	TEG141165	27	TPH141857 X	24
T16498629BCH 10	42	TEG141165 F	27	TQG117231	29
T16498629BCH 20	42	TEG253143A	6	TQG117231 O	29
T16498629BCH 30	42	TEG311541A	24	TRA121045	7
T16498629CH 0	42	TEG721619A	30	TRA121121	52
T16498629CH 10	42	TF3103211	7	TRA130301	50
T16498629CH 20	42	TF3721405	17	TRA130302	50
T16498629CH 30	42	TG5501271	18	TRA130304	50
T16513479	8	TGG145177	49	TRA130305	50
T16525187	8	TGG253101A	49	TRA130306	50
T2D145407	47	TH7299255	32	TRA130805	51
T2D312057	25	TH7807132	47	TRA145475	6
T2D312077	7	TJ3121431	6	TRA903119	36
T2D525283	22	TJG115451B	28	TRG117231A	29
T72601157	48	TJG115451B S	29	TRG117233	28
T75411185A	15	TJG130301	50	TRG117245A	28
TAC109215	44	TJG130303	50	TRG117275	6
TAC127525A	49	TJG130306	50	TRG130302	50
TAE107119	15	TJG130525B	30	TRG201035	51
TAE107121	15	TJG130805	51	ZF7673975816	10
TAE107123	15	TJG141861	24		
TAE109285	48	TJG141863	19		
TAE109289	25	TJG141865	19		
TAE115425	26	TJG141867	8		
TAE121853	30	TJG141883	35		
TAE121855	49	TJG145455	38		
TAE129589A	26	TJG145457	37		
TAE130303	50	TJG199379B	49		
TAF253227	32	TJG253101A	49		
TAF253861	17	TJG253135	26		
TAF253867	11	TJG253869A	19		
TAF253891	8	TJG301235C	26		
TAF299251	8	TJG311733	35		
TAF299263	19	TJG399181A	37		
TAL117231	29	TJG407689	16		
TAL117269	5	TJG407697C	48		
TAP145179	49	TJG411053	6		
TAP957805C	14	TJG419669B	12		
TAR253853	23	TJG501473	48		
TAR411041	11	TJG521153	32		
TAR411053 O	6	TJG711116	24		
TAR411233A	32	TJG711141	29		
TAR711523	23	TJG711259B	29		
TAR721075	19	TJG711397A	48		
TAR721257 A	46	TJG711397XD	48		
TAR953235 O	25	TJG711397XE	48		
TAR957805	14	TJG711981C	7		
TAT863057232	16	TJG721139	33		
TAU957501	6	TJG807131	47		

0000721512	58	3503300019 20	65	4572020310	64	A0002671250	57
0000900050	56	3503300019 30	65	4602000001	55	A0003530162	54
0001313402	57	3508697021	56	4752000201	55	A0018201145	64
0002500062	68	3509970090	53	4960780186	53	A0039909250	64
0002500062 P	68	3520100168	69	4960780386	53	A0059909482	69
0002500062 R	68	3522001004	65	5412001822	53	A0059909582	59
0002506415	62	3522003801	55	6342410513	59	A0135427617	54
0002540047	68	3522003801 A	55	6344900565	70	A0155424317	54
0002540147	68	3522005401	55	6695280182	62	A0155424617	54
0004313414	58	3522005401 A	55	6695280282	62	A0239970248	63
0004700605	69	3522680335	57	6753300019	66	A3842950006	58
0004770329	70	3532000301	55	6753300019 10	66	A4570980283	63
0005003049	67	3532000301 A	55	6753300019 20	66	A9302600263	58
0005003149	67	3532001101	55	6753300019 30	66	A9452603963	58
0005336801	56	3532001101 A	55	6963300019 10	66	A9452642127	58
0008203645	64	3552000804	65	6963300019 20	66	A9585013382	63
0008603247	56	3552001101	55	6963300019 30	66	A9585013382 VE	63
0008603347	56	3555860220	65	6963300019 C1	66	A9705000449	67
0009107238	67	3640947004	60	6963300019 C3	66	B98139	59
0009941845	64	3642000101	55	6965007175	62	C64110	59
0009974446	67	3642000204	65	7603014104	54	DCB0002950718	69
0012500615	62	3643300019	66	8961300504	54	I131161	61
0012500615 P	62	3643300019 10	66	9042001901	65	KN28031B1	59
0012500815	62	3643300019 20	66	9042002501	56	KN3300133	59
0012502215	62	3643300019 30	66	9061800243	54	RCCE00122	59
0012509215	62	3662000401	65	9062000204	65	RCCE00319	59
0012608463	57	3662000701	55	9062002070	60	RCCE00335	59
0012955607 A	68	3662000701 A	55	9062002670	60	RCCE00361	59
0012955906	57	3662005601 A	55	9062004570	60	VA3100033	59
0014321005	57	3662006801	55	9062005701	56		
0019970646	67	3662006801 A	55	9062050406	61		
0019972590	53	3762000204	65	9408200156	60		
0020946382	62	3762000304	65	9408200161	60		
0022504115 P	62	3762000501	55	9408200261	60		
0022950206	58	3762000804	65	9408200321	61		
0022950806	58	3763300319	66	9408200421	61		
0022951607	58	3763300319 10	66	9408850922	63		
0022952507	58	3763300319 20	66	9412418713	59		
0022959106	58	3763300319 30	66	9423322062	54		
0032508515	58	3763300319 R1	66	9432601509	63		
0032509715	58	3763300319 R2	66	9438110307	60		
0049812125	67	3763300319 R3	66	9438110407	60		
0059973747	67	3763300319 RS	66	9438201461	60		
0079978446	67	3842957006	58	9585013582	62		
0091533628	68	3845011382	62	9700510010	68		
0095421017	68	3845011482	62	9700510010 C	68		
0169812710	67	3845289182	62	9700510010 CN	68		
0209974947	53	3862957007	58	9700510010 P	68		
071805013202	69	3882957006	58	9700510010 R	68		
19906651	64	3894020068	57	9700511280 A	68		
3082507215	62	4071800684	54	9700511630	68		
3082547020	67	4213051210	58	9700511640	68		
3092950035	61	4213500830	58	9700511900	68		
3142000601	55	4213520820	58	9700514310	68		
3212500515	62	4420110259	57	9705450124	68		
3212501315	62	4420110259 A	57	9709030104	58		
3212670025	64	4420110259 B	57	9792950106	58		
3431557215	64	4420110259 C	57	9793300019	66		
3449977790	53	4420110259 D	57	9793320060	53		
3449977890	53	4420110259 E	57	9793320080	53		
3449979790	53	4420110259 F	57	9793320162	54		
3449979890	53	4571800801	56	9793320180	53		
3450700262	53	4572000004	65	9795420318	68		
3452000201	55	4572000005	65	9799810011	67		
3452000801	55	4572000101	55	2B510014	58		
3452007101	55	4572000201	55	2TB121303 O	61		
3452547020	67	4572001970	60	3142000601K	65		
3452957006	58	4572003170	60	3452000201X	65		
3503300019	65	4572003270	60	4C65879	69		
3503300019 10	65	4572004270	60	9792950006A	58		



Conheça toda nossa linha de produtos:

- ✓ **Scania**
- ✓ **Volvo**
- ✓ **Iveco**
- ✓ **VW**
- ✓ **Mercedes**
- ✓ **Freios**
- ✓ **Daf**
- ✓ **Ford**



www.cipec.com.br

**EMPRESA CERTIFICADA
CERTIFIED COMPANY ISO 9001:2015**

